

July 7, 2021

Mr. Marcus Gilmore
Lane Partners
644 Menlo Ave, 2nd Floor
Menlo Park, California 94025

**Subject: Pre-Construction Site Investigation Report
222 East 4th Avenue, San Mateo, California**

Dear Mr. Gilmore:

RMD Environmental Solutions, Inc., (RMD) has prepared this *Pre-Construction Site Investigation Report* (Investigation Report) describing recent investigation activities for the property located at 222 East 4th Avenue in San Mateo California (the Site; Figure 1). A proposal by RMD dated February 17, 2021 outlined the soil and groundwater investigation presented in this Investigation Report. A Phase I Environmental Site Assessment (ESA; May 2, 2019, Geosyntec Consultants) indicated potential soil vapor or groundwater impacts from offsite drycleaner sources. In addition, the ESA documented a historical REC related to a former gasoline service station at the Site. This soil and groundwater investigation was designed based on discussions with Lane Partners to assess Site conditions before redevelopment of the Site begins.

The Site background, investigation objectives, scope of work, and results are provided in the sections below.

SITE BACKGROUND

The Subject Property consists of four parcels totaling approximately 1.1 acres north of East Fifth Avenue and west of South B Street in San Mateo, California. The Subject Property is currently developed with a Draeger's Market, with a one-level subsurface parking garage. Redevelopment plans consist of demolition of the existing structure and construction of a 5-story, mixed use (office, residential, and retail) building with 2 levels of below-grade parking. The footprint of the planned structure will encompass the entire property boundary. A Phase I ESA dated May 2, 2019 was provided to RMD for consideration in development of our sampling plan. The Phase I included as-built drawings of the current structure. During our review of the Phase I, drawings, and general knowledge of the area, RMD noted the following observations:

- Underground storage tanks (USTs) were formerly located near the northeast corner of the property. The USTs were associated with two former gasoline service stations and were removed from the Site in the 1980's and 1990's.
- Petroleum hydrocarbons have historically been reported in soil and groundwater beneath the property.
- The Phase I ESA identified potential groundwater impacts from offsite sources and potential vapor encroachment as recognized environmental conditions (RECs).
- The Phase I ESA identified soil impacts from prior on-Site operations as a gasoline service station as a historical REC.
- A diesel emergency generator is located in the southwest corner of the subsurface parking garage.
- Groundwater collection piping and associated trenches are located under the parking garage. The piping is routed to a sand and oil interceptor which discharges to the storm drain.
- The storm drain and sanitary sewer laterals enter the property near the east corner.
- Groundwater was expected to flow in the northeast to east direction. Stabilized depth to water was expected to be approximately 28 feet below ground surface (bgs).

RMD proposed collection of soil and groundwater samples beneath the underground parking garage. With regards to soil vapor, RMD did not propose collecting soil vapor samples considering 1) the entire site will be excavated for the construction of a 2-level parking garage and 2) it is presumed that the parking garage will be installed with measures to mitigate vapor intrusion concerns (if present), including a waterproof membrane and fresh air intake/circulation.

SCOPE OF WORK

Eleven soil borings were completed in the underground parking garage between March 15th and March 18th, 2021. Borings were advanced to depths varying between 14 and 43 ft below the floor of the garage. The garage floor was estimated to be approximately 12 ft below ground surface. Drilling activities were conducted by Gregg Drilling (Gregg), a C-57 licensed contractor, under the oversight of RMD personnel. All work was performed under direction of a California licensed engineer. Sampling locations are shown on Figure 1.

Further details are provided as follows.

PRE-FIELD ACTIVITIES

Prior to initiating field work, RMD performed the following pre-field activities:

- Marked the proposed sampling locations for Underground Service Alert (USA);

- Updated the Site-specific Health and Safety Plan (HASP) with task-specific job safety analysis (JSA) forms;
- Obtained drilling permits from the San Mateo County Environmental Health Services Groundwater Protection Program (SMCEH; Appendix A); and
- Contracted with Subdynamic Locating, Inc., to perform an underground utility survey on March 12, 2021 to clear the proposed drilling locations of underground utilities and other possible subsurface obstructions.

SOIL BORINGS AND LOGGING

The eleven soil borings (SB-01 through SB-11) were advanced with a direct-push hydraulic dolly (Ramset) drill rig fitted with a Macro-Core® sampler. Each boring was cleared to 5 feet below surface using a hand auger to confirm the absence of shallow obstructions. During hand augering and soil coring at each borehole, soil was visually characterized and described using the Unified Soil Classification System (USCS). Soil samples were field screened for total volatile organic compounds (VOCs) using a handheld photoionization detector (PID).

Beneath the 8 inches of concrete and 6 inches of 3/4" gravel typically encountered in the borings, the site is underlain with clayey sand with gravel to approximately 5 to 9 feet below the surface of the parking garage. Soils beneath that consisted of silty and sandy clays with varying amounts of fine gravels to the maximum depths explored in each boring.

Groundwater was first encountered in boring SB-02 at 29.5 ft and in SB-11 at 40.5 ft below garage surface. Stabilized ground water was measured at 19.7 ft below garage surface in SB-02 and 16.8 ft below garage surface in SB-11. Groundwater was not encountered in the other borings.

Petroleum odors were not observed during drilling. No significant PID readings were measured during the investigation. The soil types and PID readings were recorded on boring logs (Appendix B).

SOIL SAMPLING

Soil samples were collected at each boring location during hand augering and direct-push drilling activities. Soil samples were collected from each boring as follows:

- At borings SB-01, SB-04 to SB-06, and SB-08, samples were collected at approximately 2.5, 5.5, 8, 10, 12, 14, 16, 18, 20, 22, 24, and 26 feet bgs;

- At borings SB-02 samples were collected at approximately 2.5, 5.5, 8, 10, 12, 14, 16, 18, 20, 22, 24, 26, 28, 30, and 32 feet bgs;
- At boring SB-03 samples were collected at approximately 2.5, 5.5, 8, 10, 12, 14, and 16 feet bgs;
- At borings SB-07 and SB-09 samples were collected at approximately 2.5, 5.5, 8, 10, 12, and 14 feet bgs;
- At borings SB-10 samples were collected at approximately 2.5, 5.5, 8, 10, 12, 14, 16, 18, 20, 22, and 24 feet bgs; and
- At borings SB-02 samples were collected at approximately 2.5, 5.5, 8, 10, 12, 14, 16, 18, 20, 22, 24, 26, 28, 30, 32, 34, 36, 38, 40, and 42 feet bgs.

Soil samples were contained in acetate liners with Teflon tape or collected into laboratory-supplied containers. Samples were then labeled, placed in a chilled cooler, and transported under standard chain-of-custody (COC) protocol to Pace Analytical (Pace), a State-certified laboratory, for the following analysis:

- One composite sample comprised of all samples collected from each boring was analyzed for the following:
 - Total petroleum hydrocarbons (TPH) as gasoline (TPHg), TPH as diesel (TPHd), and TPH as motor oil (TPHmo) using USEPA Method 8015;
 - VOCs using USEPA Method 8260B; and
 - California Administrative Manual (CAM)-17 Metals using USEPA Method 6020.
- Based on these composite sample results, the soluble threshold limit concentration (STLC) extraction test for chromium was also conducted on the composite samples from SB-01 to SB-09, and SB-11, and Toxicity Characteristic Leaching Procedure (TCLP) testing for chromium was performed on a composite from boring SB-10.

The analysis of composite samples (versus discrete samples) was selected to plan for soil management and expected soil offhaul during excavation during construction of the subterranean parking garage. Laboratory analysis of discrete samples was not completed or determined to be necessary based on field observations and composite sample analytical results.

GRAB GROUNDWATER SAMPLING

The soil borings were advanced to approximately 14 to 43 feet below surface. Once each boring reached the target depth, temporary PVC casing with 10 feet of 0.010-inch machined-slot screen was installed to facilitate grab groundwater sample collection.

Grab groundwater samples were collected at borings SB-02 and SB-1 using a clean, stainless steel bailer and were transferred directly into laboratory-supplied sample containers. Borings SB-01, SB-04 to SB-7, SB-09, and SB-10 were left open for at least 24 hrs to allow for groundwater infiltration but remained dry. Grab groundwater samples were labeled, placed in a chilled cooler, and transported under standard COC protocol to Pace for analysis of the following:

- TPHg, TPHd, and TPHmo using USEPA Method 8015; and
- VOCs using USEPA Method 8260B.

INVESTIGATION RESULTS

SOIL

TPH and VOC soil analytical results are summarized in Table 1. Very low concentrations were reported in at least one boring of TPHg, TPHd, TPHmo, toluene, total xylenes, tetrachloroethene, 2-butanone, and 1,2,4-trimethylbenzene. None of the concentrations were near levels which would characterize the soil as hazardous waste. San Francisco Bay Regional Water Quality Control Board (SFBRWQCB) Tier 1 Environmental Screening Levels (ESLs)¹ for detected chemicals are included on Table 1 for reference. Soil analytical results are at least an order of magnitude less than the respective Tier 1 ESL, which represents the SFBRWQCB's most stringent screening level to be protective of human health and the environment.

Metal analytical results are presented in Table 2. For reference, Table 2 also includes Tier 1 ESLs, Bay Area background levels of metals in soil (Background Levels)², and thresholds for hazardous waste characterization. Key observations are summarized as follows:

- Arsenic was detected above the Tier 1 ESL however was below the published background in all seven samples.

¹ San Francisco Bay Regional Water Quality Control Board. 2009. *Tier 1 Environmental Screening Levels. 2019 Interim Final Rev. 2.*

² Lawrence Berkeley National Laboratory. 2009. *Analysis of Background Distributions of Metals in Soil at Lawrence Berkeley National Laboratory, Table 5.* Revised April. For arsenic, the background concentration was based on *Establishing Background Arsenic in Soil of the Urbanized San Francisco Bay Region* (Duvergé, 2011).

- Vanadium was detected above the Tier 1 ESL however was below the published background level in all seven samples.
- Chromium exceeded the threshold to require STLC in all composite samples, except for SB-03 and exceeded the threshold to require TCLP Analysis in composite sample SB-10. Based on this data, the STLC extraction test for chromium was conducted on composite soil samples SB-01 to SB-09, and SB-11, and the TCLP extraction test was performed on composite sample SB-10. Results are included on Table 3 and indicate non-hazardous classification for soil disposal.
- No additional metals were detected above the Tier 1 ESLs, background levels, or hazardous waste criteria thresholds.

Laboratory analytical reports are included in Appendix D.

GROUNDWATER

Table 2 and Figure 2 summarize the grab groundwater analytical results collected from SB-02 and SB-11. The only constituents detected in the samples were TPHd, TPHmo, benzene, and chloroform. It is noted that the laboratory included "J" flags on the results for sample SB-2. The Laboratory Control Sample (LCS) data are within method specified levels and the presence of "J" flags is not a concern with regards to the accuracy of the data.

For reference, maximum contaminants levels for drinking water and Tier 1 ESLs (which consider vapor intrusion screening levels) are also included on Table 1. TPHd exceeded the Tier 1 ESL (which is based on odor/nuisance) in sample SB-11 and chloroform exceeded the Tier 1 ESL (which is based on vapor intrusion) in sample SB-02. As further discussion below, neither of these detections are expected to drive active remediation however the presence of TPHd may trigger additional investigation by a regulatory agency.

The laboratory analytical report is included in Appendix D.

INVESTIGATION DERIVED WASTE MANAGEMENT

Investigation derived waste (IDW) consisted of soil cuttings. IDW was stored on-Site in properly labeled 55-gallon drums. Following waste characterization profiling, IDW will be disposed of in accordance with applicable laws and regulations.

DISCUSSION OF KEY RESULTS AND CONCLUSIONS

TPH, VOCs, and metals were not present in composite soil samples at concentrations that exceed regulatory action levels or background levels. With regards to soil disposal and planning for Site grading, data indicated that soil beneath the Site does not fall under hazardous waste classification.

Elevated concentrations of diesel hydrocarbons (TPHd) are present in groundwater in SB-11 located along the southeast wall of the underground parking garage. Chloroform was detected in the groundwater boring at the northwest wall of the garage. Other chlorinated VOCs were not present in groundwater at levels that would require further investigation or mitigation.

In summary, based on the sampling conducted:

- Shallow soil exported off-Site during Site grading is generally expected to meet acceptable criteria for non-hazardous waste characterization. However, given the presence of petroleum constituents in groundwater it would be prudent for Lane to include a contingency budget for localized soil "hot spots" which may require Class II and/or Class I offsite disposal.
- The presence of low concentrations of chloroform in groundwater at location SB-02 is not expected to drive further action. The concentration of chloroform reported is relatively low and is likely attributed to potable water (as a result of chlorination of organic matter present in raw water supplies).
- The presence of TPHd in SB-11 could be from a number of sources, including the former fuel tanks onsite, the oil/water separator and associated piping, or the diesel emergency generator in the southwest portion of the garage. While the concentration reported was relatively low, a regulatory agency may require Lane to delineate or verify the source of the TPHd reported in groundwater. It is RMD's opinion that given the absence of benzene, naphthalene, or other VOCs in groundwater, that active remediation of TPHd would not be required. However, a soil and groundwater management plan would be required by a regulatory agency during property redevelopment.
- In the event that dewatering occurs during property redevelopment, carbon treatment of groundwater would likely be required due to the presence of TPHd prior to discharge to the storm or sanitary sewer drains.

Mr. Gilmore
July 7, 2021
Page 8 of 9

CLOSING

If you have any questions or comments, please do not hesitate to contact Ms. Kirsten Duey at (925) 683-8177 or kduey@rmdes.net.

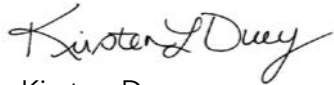
Sincerely,
RMD ENVIRONMENTAL SOLUTIONS, INC.



Erin Male
Project Geologist



Owen Ratchye, P.E.
Senior Engineer



Kirsten Duey
Principal Engineer

ATTACHMENTS:

Figure 1 – Site Location Map

Figure 2 – Site Plan

Figure 3 – TPH and VOC Concentrations in Groundwater

Table 1 – Summary of Soil Analytical Results – TPH and Detected VOCs

Table 2 – Summary of Soil Analytical Results – Metals

Table 3 – Summary of Grab Groundwater Analytical Results – TPHg and Detected VOCs

Appendix A – Drilling Permits

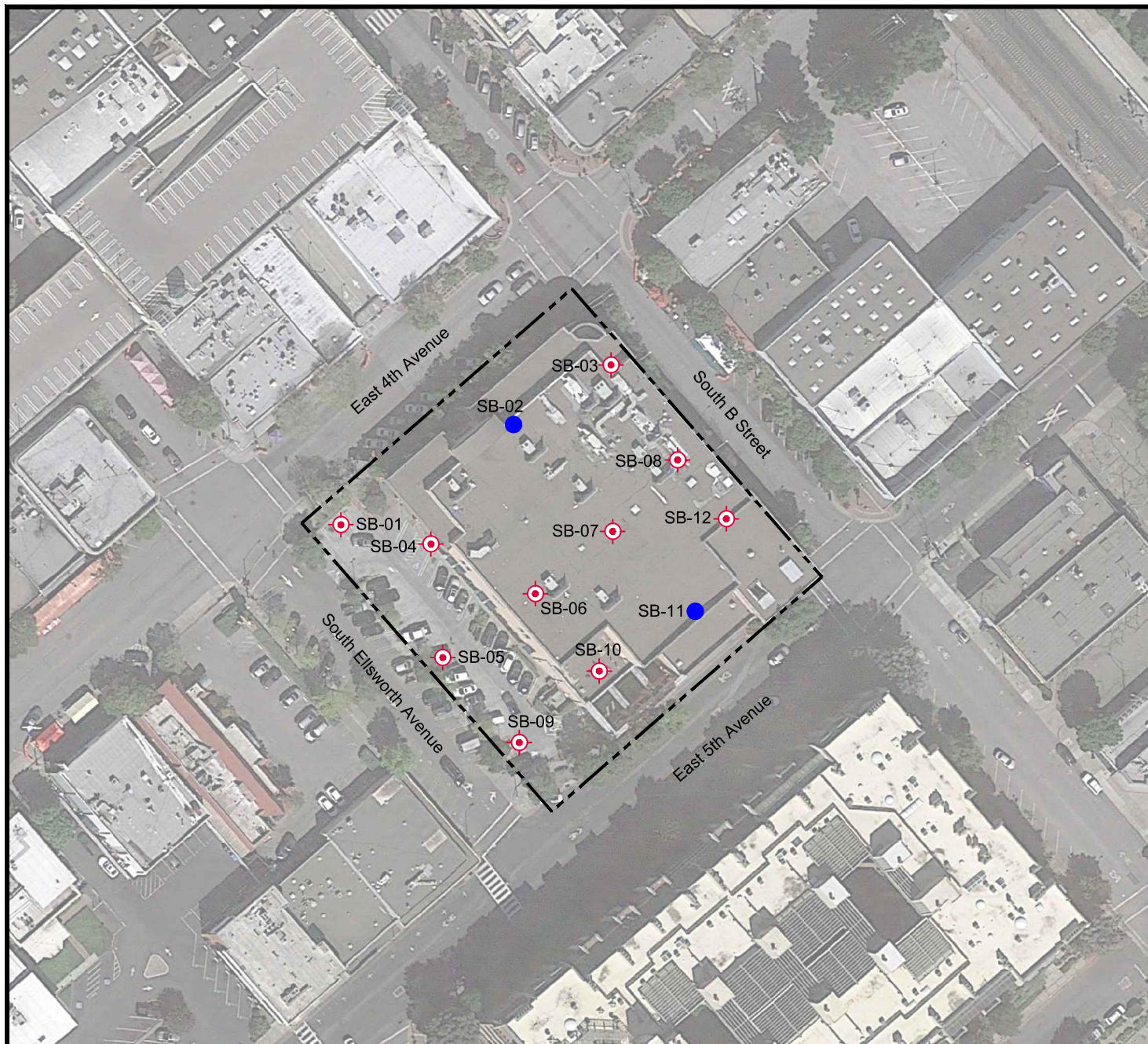
Appendix B – Boring Logs

Appendix C – Laboratory Analytical Reports

LIMITATIONS

This document was prepared for the exclusive use of the Client for the express purpose of complying with a regulatory directive for environmental investigation or restoration. RMD has used professional judgment to present the findings and opinions of a scientific and technical nature. The opinions expressed are based on the conditions of the Site existing at the time of the field investigation, current regulatory requirements, and any specified assumptions. The presented findings and recommendations in this document are intended to be taken in their entirety to assist the Client in applying their own professional judgment in making decisions related to the property. No warranty or guarantee, whether expressed or implied, is made with respect to the data or the reported findings, observations, conclusions, and recommendations.

FIGURES



LEGEND

- Property Boundary
- Soil Boring and Grab Groundwater Sample Location
- ⊕ Soil Boring Location

Note: All soil borings are located beneath an underground parking garage



222 EAST 4TH AVENUE
SAN MATEO, CALIFORNIA

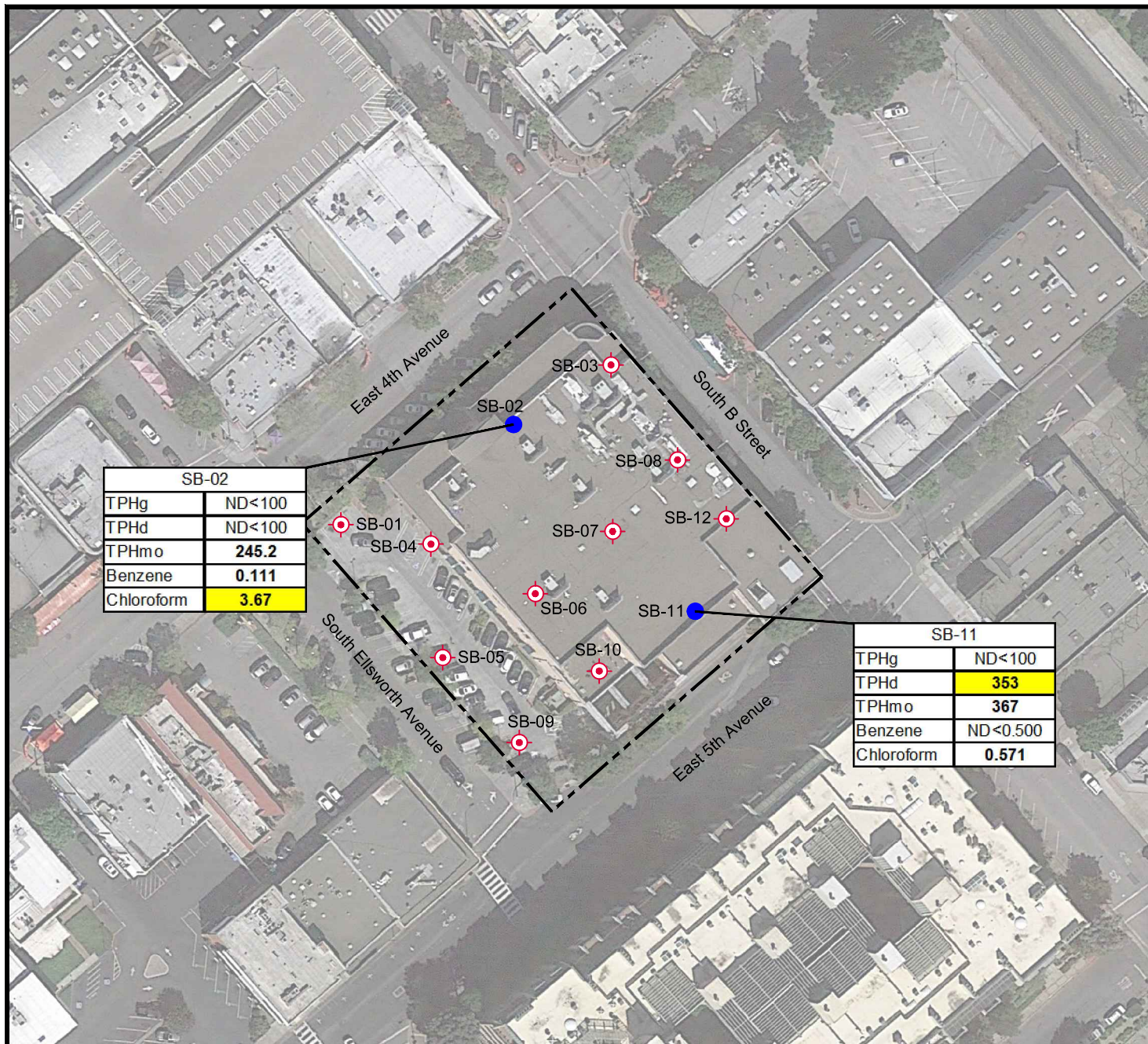
PROJECT NO.	DATE	DR. BY:	APP. BY:
01-LP-001	05/2021	EC	EM

SOIL BORING AND GRAB GROUNDWATER SAMPLE LOCATION MAP

0 100 200
SCALE: 1" = 100'



**FIGURE
1**



LEGEND

- Property Boundary
- Soil Boring and Grab Groundwater Sample Location
- Soil Boring Location
- ND<100 Not detected above listed laboratory reporting limits
- 367 Analyte concentration in micrograms per liter (ug/L)
- 353 Shaded concentration exceeds Tier 1 Environmental Screening
- TPHg Total Petroleum Hydrocarbons as Gasoline
- TPHd Total Petroleum Hydrocarbons as Diesel
- TPHmo Total Petroleum Hydrocarbons as Motor Oil

Note: All soil borings are located beneath an underground parking garage



222 EAST 4TH AVENUE
SAN MATEO, CALIFORNIA

PROJECT NO.	DATE	DR. BY:	APP. BY:
01-LP-001	05/2021	EC	EM

SUMMARY OF TPH AND VOCs
IN GROUNDWATER
MARCH 2021

0 100 200
SCALE: 1" = 100'



FIGURE
2

TABLES

Table 1
Summary of Soil Analytical Results - TPH and Detected VOCs
222 East 4th Avenue
San Mateo, California

Boring ID	Sample Depth <i>(feet bgs)</i>	Date	TPHg <i>(mg/Kg)</i>	TPHd <i>(mg/Kg)</i>	TPHmo <i>(mg/Kg)</i>	Toluene <i>(mg/Kg)</i>	Total Xylenes <i>(mg/Kg)</i>	Tetrachloroethene <i>(mg/Kg)</i>	2-Butanone (MEK) <i>(mg/Kg)</i>	1,2,4-Trimethyl benzene <i>(mg/Kg)</i>
Tier 1 ESLs ^{Note 1}			100	260	1,600	3.2	2.1	0.08	6.1	--
Threshold to Require TCLP Analysis			--	--	--	--	--	14	4,000	--
SB-01-COMP	COMP	3/15/2021	ND<0.122	1.52 J	ND<4.89	ND<0.00723	ND<0.00940	ND<0.00361	0.124 B J	ND<0.00723
SB-02-COMP	COMP	3/17/2021	ND<0.114	1.98 J	ND<4.55	0.00172 J	ND<0.00828	ND<0.00318	0.109 B J	ND<0.00637
SB-03-COMP	COMP	3/18/2021	ND<0.120	1.17 J	2.06 J	ND<0.00697	0.00223 B J	ND<0.00348	0.164 B	0.00443 B J
SB-04-COMP	COMP	3/15/2021	ND<0.122	ND<4.88	ND<4.88	ND<0.00719	ND<0.00935	0.00187 J	0.111 B J	ND<0.00719
SB-05-COMP	COMP	3/15/2021	ND<0.124	2.02 J	ND<4.96	ND<0.00740	ND<0.00962	0.00141 J	0.110 B J	ND<0.00740
SB-06-COMP	COMP	3/16/2021	ND<0.124	0.933 J	ND<4.96	ND<0.00741	0.00261 J	0.00423	0.142 B J	0.00385 J
SB-07-COMP	COMP	3/17/2021	ND<0.121	1.50 J	ND<4.83	0.00252 J	ND<0.00921	ND<0.00354	0.0988 B J	ND<0.00708
SB-08-COMP	COMP	3/18/2021	0.0473 J	4.18 J	11.1 J	ND<0.00754 J3	0.00173 B J J3	ND<0.00377 J3	0.152 B	0.00347 B J
SB-09-COMP	COMP	3/16/2021	ND<0.115	1.12 J	ND<4.60	ND<0.00651	ND<0.00846	0.00349	0.150 B	ND<0.00651
SB-10-COMP	COMP	3/16/2021	ND<0.113	1.12 J	ND<4.54	ND<0.00635	ND<0.00825	0.00352	0.119 B J	ND<0.00635
SB-11-COMP	COMP	3/17/2021	ND<0.124	2.29 J	ND<4.96	0.00217 J	ND<0.00961	ND<0.00370	0.110 B J	ND<0.00739

Notes:

Samples for VOCs analyzed using USEPA Method 8260B and samples for TPH analyzed using USEPA Method 8015.
SB-01-COMP = Composite of soil samples collected at 2.5, 5.5, 8, 10, 12, 14, 16, 18, 20, 22, 24, and 26 feet bgs.
SB-02-COMP = Composite of soil samples collected at 2.5, 5.5, 8, 10, 12, 14, 16,18, 20, 22, 24, 26, 28, 30, and 32 feet bgs.
SB-03-COMP = Composite of soil samples collected at 2.5, 5.5, 8, 10, 12, 14, and 16 feet bgs.
SB-04-COMP = Composite of soil samples collected at 2.5, 5.5, 8, 10, 12, 14, 16, 18, 20, 22, 24, and 26 feet bgs.
SB-05-COMP = Composite of soil samples collected at 2.5, 5.5, 8, 10, 12, 14, 16, 18, 20, 22, 24, and 26 feet bgs.
SB-06-COMP = Composite of soil samples collected at 2.5, 5.5, 8, 10, 12, 14, 16, 18, 20, 22, 24, and 26 feet bgs.
SB-07-COMP = Composite of soil samples collected at 2.5, 5.5, 8, 10, 12, and 14 feet bgs.
SB-08-COMP = Composite of soil samples collected at 2.5, 5.5, 8, 10, 12, 14, 16, 18, 20, 22, 24, and 26 feet bgs.
SB-09-COMP = Composite of soil samples collected at 2.5, 5.5, 8, 10, 12, and 14 feet bgs.
SB-10-COMP = Composite of soil samples collected at 2.5, 5.5, 8, 10, 12, 14, 16,18, 20, 22, and 24 feet bgs.
SB-11-COMP = Composite of soil samples collected at 2.5, 5.5, 8, 10, 12, 14, 16, 18, 20, 22, 24, 26, 28, 30, 32, 34, 36, 38, 40, and 42 feet bgs.

^{Note 1} Tier 1 SFBRWQCB Environmental Screening Levels. 2019 Interim Final (Rev. 2).

SFBRWQCB = San Francisco Bay Regional Water Quality Control Board.
ESL = Environmental Screening Level.
B = The same analyte is found in the associated blank.
J = Estimated value.
J3 = The associated batch QC was outside the established quality control range for precision.
-- = Not analyzed.
ND<0.010 = Not detected above the noted laboratory reporting limit.
bgs = Below ground surface.
mg/Kg = Milligrams per kilogram.
TPHg = Total Petroleum Hydrocarbons Gasoline range (C5-C12)
TPHd = Total Petroleum Hydrocarbons Diesel range (C12-C22)
TPHmo = Total Petroleum Hydrocarbons Motor Oil range (C22-C40)
VOCs = Volatile Organic Compounds.

Table 2
Summary of Soil Analytical Results - Metals
222 East 4th Avenue
San Mateo, California

Boring ID	Sample Depth <i>(feet bgs)</i>	Date	Antimony <i>(mg/Kg)</i>	Arsenic ^{Note 4} <i>(mg/Kg)</i>	Barium <i>(mg/Kg)</i>	Beryllium <i>(mg/Kg)</i>	Cadmium <i>(mg/Kg)</i>	Chromium ^{Note 3} <i>(mg/Kg)</i>	Cobalt <i>(mg/Kg)</i>	Copper <i>(mg/Kg)</i>	Lead <i>(mg/Kg)</i>	Mercury <i>(mg/Kg)</i>	Molybdenum <i>(mg/Kg)</i>	Nickel <i>(mg/Kg)</i>	Selenium <i>(mg/Kg)</i>	Silver <i>(mg/Kg)</i>	Thallium <i>(mg/Kg)</i>	Vanadium ^{Note 4} <i>(mg/Kg)</i>	Zinc <i>(mg/Kg)</i>	Chromium - STLC Extraction <i>(µg/L)</i>	Chromium - TCLP Extraction <i>(mg/L)</i>
Tier 1 ESLs ^{Note 1}			11	0.067	390	5.0	1.9	160	23	180	32	13	6.9	86	2.4	25	0.78	18	340	–	–
Bay Area Background Metals in Soil ^{Note 2}			<6.0	11	410	1.0	5.6	120	25	63	24	0.42	4.8	272	4.9	2.9	10	90	140	–	–
Threshold to Require STLC Analysis			150	50	1,000	8.0	10	50	800	250	50	2.0	3,500	200	10	50	70	240	2,500	–	–
Threshold to Require TCLP Analysis			NV	100	2,000	NV	20	100	NV	NV	100	4.0	NV	NV	20	100	NV	NV	NV	–	–
STLC/TCLP Hazardous Waste Classification Limit			–	–	–	–	–	–	–	–	–	–	–	–	–	–	–	–	–	5,000	5.0
SB-01-COMP	COMP	3/15/2021	ND<2.45	ND<2.45	131	0.539	0.504 J	96.6	23.2	39.8	6.25	0.0504	ND<0.611	154	1.49 J	ND<1.22	ND<2.45	66.4	48.8	137	NA
SB-02-COMP	COMP	3/17/2021	ND<2.27	2.28	108	0.391	0.478 J	93.5 J6	21.3	35.1	5.77	0.0385 J	ND<0.568	125 J6	1.65 J	ND<1.14	ND<2.27	72.7 J6	51.6	190 O1	NA
SB-03-COMP	COMP	3/18/2021	ND<2.39	0.880 J	92.6	0.285	0.117 J	46.1	15.0	17.4	5.10	0.0275 J	ND<0.598	61.0	ND<2.39	ND<1.20	ND<2.39	36.2	32.7	245	NA
SB-04-COMP	COMP	3/15/2021	ND<2.44	1.44 J	109	0.417	0.398 J	75.8	16.8	26.4	6.33	0.0404 J	ND<0.610	90.6	2.08 J	ND<1.22	ND<2.44	57.8	42.8	166	NA
SB-05-COMP	COMP	3/15/2021	ND<2.48	1.76 J	135	0.486	0.520 J	99.6	23.7	36.1	7.12	0.0456 J	ND<0.620	152	1.65 J	ND<1.24	ND<2.48	66.8	52.6	289	NA
SB-06-COMP	COMP	3/16/2021	ND<2.48	ND<2.48	107	0.377	0.324 J	73.7	15.9	24.5	5.43	0.0693	0.371 J	84.2	ND<2.48	ND<1.24	ND<2.48	50.5	34.5	345	NA
SB-07-COMP	COMP	3/17/2021	ND<2.42	1.83 J	105	0.319	0.435 J	87.3	19.1	32.6	4.49	0.0398 J	ND<0.604	104	1.90 J	ND<1.21	ND<2.42	62.3	48.6	266	NA
SB-08-COMP	COMP	3/18/2021	ND<2.51	ND<2.51	121	0.471	0.152 J	65.3	19.2	24.3	6.78	0.0377 J	ND<0.627	131 J6	ND<2.51	ND<1.25	ND<2.51	43.5	41.6	143	NA
SB-09-COMP	COMP	3/16/2021	ND<2.3	1.26 J	135	0.600	0.491 J	96.8	25.8	37.4	7.68	0.0859	ND<0.575	156	2.03 J	ND<1.15	ND<2.3	61.4	44.3	85.8 J	NA
SB-10-COMP	COMP	3/16/2021	ND<2.27	1.44 J	143	0.539	0.488 J	117	20.5	45.8	7.60	0.110	ND<0.567	171	2.19 J	ND<1.13	ND<2.27	70.8	51.0	NA	ND<0.100
SB-11-COMP	COMP	3/17/2021	ND<2.48	ND<2.48	115	0.355	0.391 J	71.2	17.0	23.2	5.17	0.0355 J	0.139 J	98.5	1.07 J	ND<1.24	ND<2.48	43.0	41.1	615	NA

Notes:

Samples analyzed using USEPA Method 6010.

SB-01-COMP = Composite of soil samples collected at 2.5, 5.5, 8, 10, 12, 14, 16, 18, 20, 22, 24, and 26 feet bgs.

SB-02-COMP = Composite of soil samples collected at 2.5, 5.5, 8, 10, 12, 14, 16,18, 20, 22, 24, 26, 28, 30, and 32 feet bgs.

SB-03-COMP = Composite of soil samples collected at 2.5, 5.5, 8, 10, 12, 14, and 16 feet bgs.

SB-04-COMP = Composite of soil samples collected at 2.5, 5.5, 8, 10, 12, 14, 16, 18, 20, 22, 24, and 26 feet bgs.

SB-05-COMP = Composite of soil samples collected at 2.5, 5.5, 8, 10, 12, 14, 16, 18, 20, 22, 24, and 26 feet bgs.

SB-06-COMP = Composite of soil samples collected at 2.5, 5.5, 8, 10, 12, 14, 16, 18, 20, 22, 24, and 26 feet bgs.

SB-07-COMP = Composite of soil samples collected at 2.5, 5.5, 8, 10, 12, and 14 feet bgs.

SB-08-COMP = Composite of soil samples collected at 2.5, 5.5, 8, 10, 12, 14, 16, 18, 20, 22, 24, and 26 feet bgs.

SB-09-COMP = Composite of soil samples collected at 2.5, 5.5, 8, 10, 12, and 14 feet bgs.

SB-10-COMP = Composite of soil samples collected at 2.5, 5.5, 8, 10, 12, 14, 16,18, 20, 22, and 24 feet bgs.

SB-11-COMP = Composite of soil samples collected at 2.5, 5.5, 8, 10, 12, 14, 16, 18, 20, 22, 24, 26, 28, 30, 32, 34, 36, 38, 40, and 42 feet bgs.

Italicized and emboldened values exceed the Commercial ESL.

Green shaded values exceed the Tier 1 ESL however are less than the Bay Area Background Level.

Values shown in red font exceed the threshold which triggers STLC analysis for waste characterization.

Values shown in blue font exceed the threshold which triggers TCLP analysis for waste characterization.

^{Note 1} SFRWQCB Tier 1 Environmental Screening Levels. 2019 Interim Final Rev. 2.

^{Note 2} Lawrence Berkeley National Laboratory, Analysis of Background Distributions of Metals in Soil at Lawrence Berkeley National Laboratory, Table 5. Revised April 2009.

For arsenic, the background concentration was based on the document titled Establishing Background Arsenic in Soil of the Urbanized San Francisco Bay Area (Duverge, 2011)

^{Note 3} ESL value shown is for total chromium.

^{Note 4} Vanadium and Arsenic concentrations were compared to the published background values for soil in the Bay Area, instead of ESLs

bgs = Below ground surface.

SFBRWQCB = San Francisco Bay Regional Water Quality Control Board.

ESL = Environmental Screening Level.

STLC = Soluble Threshold Limit Concentration.

NA = Not analyzed

ND<0.50 = Not detected above the noted laboratory reporting limit.

mg/Kg = Milligrams per kilogram.

STLC = Soluble Threshold Limit Concentration.

J = Estimated value.

J6 = The sample matrix interfered with the ability to make any accurate determination; spike value is low.

O1 = The analyte failed the method required serial dilution test and/or subsequent post-spike criteria.

These failures indicate matrix interference.

Table 3
Summary of Grab Groundwater Analytical Results - TPH and Detected VOCs and PCE
222 East 4th Avenue
San Mateo, California

Boring ID	Boring ID (feet bgs)	Date Sampled	TPHg (µg/L)	TPHd ^{Note 3} (µg/L)	TPHmo ^{Note 4} (µg/L)	PCE (µg/L)	Benzene (µg/L)	Chloroform (µg/L)
<i>MCL Priority</i> ^{Note 1}			760	200	NV	5.0	1.0	80
<i>Tier 1 ESL</i> ^{Note 2}			100	100	NV	0.64	0.4	0.81
SB-02	22 - 32	3/18/2021	ND<100	ND<100	245.2 J	<0.5	0.111 J J3 J6	3.67 J3 J6
SB-11	33 - 43	3/18/2021	ND<100	353	367	<0.5	ND<0.500	0.571

Notes:

Yellow shaded values exceed the Tier 1 ESL.

MCLs = Maximum Contaminant Levels for drinking water.

^{Note 1} MCL Priority lists all allowable MCLs. If no MCLs are available, the lower of the cancer, non-cancer, or tap water direct exposure level is listed.

^{Note 2} Tier 1 SFBRWQCB Environmental Screening Levels. 2019 Interim Final (Rev. 2).

^{Note 3} TPHd data shown represents laboratory results for carbon range C12-C22 hydrocarbons.

^{Note 4} TPHmo data shown represents laboratory results for carbon range C22-C40 hydrocarbons.

SFBRWQCB ESL = San Francisco Bay Regional Water Quality Control Board

VOCs = Volatile Organic Compounds.

TPHg = Total Petroleum Hydrocarbons as gasoline.

TPHd = Total Petroleum Hydrocarbons as diesel.

TPHmo = Total Petroleum Hydrocarbons as motor oil.

PCE = Tetrachloroethene.

µg/L = Micrograms per liter.

ND<0.500 = Not detected above noted laboratory reporting limit.

NV = No Value Established.

J = Estimated value.

J3 = The associated batch QC was outside the established quality control range for precision.

J6 = The sample matrix interfered with the ability to make any accurate determination; spike value is low.

APPENDIX A
Drilling Permits

ORDINANCE: 04023



SAN MATEO COUNTY HEALTH
**ENVIRONMENTAL
HEALTH SERVICES**

PERMIT 21-0474

P/E: 2010 MONITORING WELLS - INSTALLATION/DESTRUCTION

FACILITY:

222 E 4TH AVE, SAN MATEO

OWNER:

LANE SM LLC
664 MENLO AVE 2ND FLR
MENLO PARK

WP0013033 FA0068934

034176050

AMOUNT PAID: 747.00

CONTRACTOR:

GREGG DRILLING

TERMS & CONDITIONS:

CONSTRUCT SOIL BORING (12)

CONSULTANT: RMD ENVIRONMENTAL SOLUTIONS

PROJECT MGR: OWEN RATCHYE

KIAN ATKINSON

ENVIRONMENTAL HEALTH SPECIALIST

DATE ISSUED: 3/11/2021

EXPIRATION DATE: 7/11/2021

THIS CERTIFICATE IS NONTRANSFERABLE AND MUST BE POSTED ON-SITE IN A CONSPICUOUS PLACE.



SAN MATEO COUNTY HEALTH
**ENVIRONMENTAL
HEALTH SERVICES**

ENVIRONMENTAL HEALTH

MAR 09 2021

RECEIVED

PAID
\$747.00
CC VISA

**Environmental Health Services
Groundwater Protection Program**

2000 Alameda de las Pulgas, Suite #100
San Mateo, CA 94403
Phone: (650) 372-6200 | Fax: (650) 627-8244
smchealth.org/gpp

SUBSURFACE DRILLING PERMIT APPLICATION

Allow three (3) full working days for processing a complete permit application which includes payment (one permit per parcel). Drilling **start date & time** must be scheduled with County staff at (650) 464-0047 or drilling@smcgov.org at **least 2 full working days (i.e. 48 hours) in advance**.
Visit smchealth.org/ehfees for Groundwater Protection Program fees.

PURPOSE OF APPLICATION ☐ Groundwater Monitoring/Vapor Well Installation ☒ Construct Soil Borings (variance request if to be left open >24 hrs)
☐ Groundwater Monitoring/Vapor Well Destruction Extension of Permit # _____
No. of Wells _____ No. of Borings 12 Well/Boring Names SB-01 to SB-12

PURPOSE OF DRILLING ☒ Environmental LEAD ☐ County GPP (permit approval is not to be considered work plan approval)
☒ Geotechnical AGENCY ☐ RWQCB/DTSC/USEPA (Provide approval letter) ☒ None (i.e. voluntary)

SITE / DRILLING INFORMATION

Agency Case # N/A Assessor's Parcel # (required) 034-176-050 (one per permit)
Drilling Location Address: 222 E 4th Ave City: San Mateo Zip: 94401
To Be Constructed In: ☐ Public Property ☒ Private Property ☐ Refuse
Maximum Proposed Depth (wells/borings) 20 ft (feet) Drilling Method: Direct Push

Boring Diameter: 2" Casing Diameter: N/A Filter Pack Interval: N/A Screen Interval: N/A
Destruction Method: ☐ Pressure Grouting (provide well construction logs and grout calcs)
(6 gallons water max/94 lb cement, up to 5% bentonite) ☐ Overdrilling (guide rods for total depth prior to starting required)

WELL/BORING OWNER (Well/boring owner name or contact person should match signature)

Name: Lane SM LLC Contact Person: Marcus Gilmour
Address: 664 Menlo Ave, 2nd Floor City, State, Zip: Menlo Park, CA 94025
Telephone: 310-874-9009 Email: marcus@lane-partners.com

It is my responsibility to notify the County of any known changes in the purpose of this well/boring from that which is indicated on this application, to submit indication of annual usage of wells to the County, and to maintain the well in good condition. (Letter signed by well/boring owner/contact person, containing above language and attesting to knowledge of all permit requirements and conditions, may be substituted for signature.)

Well/Boring Owner's/Contact Person's Signature: _____ Date: _____

PROPERTY OWNER (Name as appears on assessor's roles should match signature)

Name: Lane SM LLC Contact Person: Marcus Gilmour
Address: 664 Menlo Ave, 2nd Floor City, State, Zip: Menlo Park, CA 94025
Phone: 310-874-9009 Email: marcus@lane-partners.com

I understand that a well/boring is being installed on my property. I agree to notify the County and Well Owner of any known damage or future access issues to the well (Letter signed by property owner, containing above language, or encroachment permit may be substituted for signature)

Property Owner's Signature: _____ Date: _____

DRILLING COMPANY

Drilling Company: Gregg Drilling Contact Person: Brandon Moses
Address: 950 Howe Road City, State, Zip: Martinez, CA 94553
Phone: 925-313-5800 Email: bmoses@greggdrilling.com C57 Drillers License # 1044456

I certify that the well/boring will be constructed in compliance with the conditions of this permit (see reverse), the San Mateo County Well Ordinance, and the State Water Well Standards, and that the license listed above is considered current and active by the Contractors State License Board.

Driller's Signature: _____ Date: _____

CONSULTANT COMPANY

Consultant Company: RMD Environmental Solutions Project Manager: Owen Ratchye
Address: 1371 Oakland Blvd., suite 200 City, State, Zip: Walnut Creek, CA 94596
Telephone: 415-671-9415 Email: oratchye@rmdes.net

Field Contact & Cell # (if known): Erin Male 415-571-6627

I certify that this application is correct to the best of my knowledge and the well/boring will be constructed/destroyed in compliance with the conditions of this permit (see page 2), the San Mateo County Well Ordinance, and the State Water Well Standards. I understand that I am responsible for General Conditions E, F, K, and L of this permit and if I indicated the purpose of drilling is geotechnical, then no one will use the boring to collect any samples for environmental analyses. If there is a change in Responsible Professional, I will notify San Mateo County GPP staff.

Responsible Professional's Name (Please print legibly): Owen Ratchye

Responsible Professional's Signature: _____ Date: _____

California Professional Geologist (PG) No. _____ or Civil Engineer (PE) No. C47749 ex12/24 Page 2 of 5

FA68934



SUBSURFACE DRILLING PERMIT APPLICATION CHECKLIST

CHECKLIST

- ☐ Legibly filled in all appropriate blanks and boxes, except signature and date (review instructions to verify appropriate fields to leave any lines blank or unchecked).
- ☐ Have all required signatures (can be on separate pages, do not need to be wet signatures).
- ☐ Include appropriate [fee](#) with application. Payment can be made by credit card over phone to (650) 372-6200 (indicate when and how application submitted).
- ☐ Include scaled site map of site in relation to cross streets and drilling location in relation to site features.
- ☐ Show approximate location(s) and ID/Name of well/borings.
- ☐ For well installations, indicate (i.e. mark on permit application) anticipated destruction method of these wells. May be asked to provide written description for small diameter (<2") wells.
- ☐ For well destructions via pressure grouting, included well construction logs and grout volume calculations. An approved work plan is required for all well destructions.
- ☐ Shallow (<10') vapor wells do not need to be permitted. However, still must comply with well standards for installation and destruction (i.e. do not use bentonite alone in vadose zone for sanitary seal and remove all non-native material).
- ☐ Notify permitting inspector 2 full working days prior to start of drilling.
Separate notification to case worker if known contaminated site.
- ☐ Consultant must submit all required information within 60 days of drilling (preferably to drilling@smcgov.org).
- ☐ For Borings and wells: require logs, site map, and analytical data.
- ☐ For wells: require surveyed coordinates and elevation, Well Completion Report (or indicate upload to Department of Water Resources Online System of Well Completion Reports DWR's OSWCR).

COMMON MISTAKES TO AVOID ON APPLICATION

- Listed **potential** buyer as Property Owner,
- Listed case's address rather than drilling location's address.
- Failed to include Assessor's Parcel Number of the drilling location.
- Provided variance justification memo if temporary wells/borings may need to be left open for more than 24 hours to wait for groundwater recharge with estimate of maximum time needed.
- Permit is for **one mobilization** only. If work included in this permit cannot be done in a single mobilization, another permit may be required.
- Well owner must submit indication of annual use of wells (monitoring reports in association with corrective action requests satisfies this requirement); otherwise, wells need to be destroyed within year of last originally intended use.
- Any application for drilling within a landfill (geotechnical or environmental) must be accompanied by a work plan. Work plans must be approved by San Mateo County Environmental Health Services (EHS) and the Groundwater Protection Program prior to drilling.

SUBSURFACE DRILLING PERMIT APPLICATION

REQUIREMENTS

An accurate and correct map **must** be submitted with the application and include the following: north arrow, existing and historic site features, existing and proposed well/boring locations with ID's to scale, property lines and any other pertinent information. A work plan describing the drilling and construction/destruction methodology must be submitted to County staff. A complete application with appropriate fees must be submitted 3 working days in advance of drilling and notification of start date and time must be provided at least 2 working days prior to drilling. The permit is subject to both General and Special Conditions stated below. A copy of the approved Subsurface Drilling Permit **must** be available on site while work related to the permit is being performed. **Drilling may begin at the notified date and time whether County staff is present or not.**

GENERAL CONDITIONS

- A. **Field notification must be provided to GPP drilling inspection staff at least 2 full working days prior to the start of drilling. GPP Caseworker also must be notified if site is associated with a remedial action case.**
- B. Well and boring construction and destruction under this permit are subject to the Standards for the Construction of Wells in San Mateo County, County Groundwater Protection Program (GPP) Guidelines, Policies & Procedures, the State Water Well Standards, and any instructions by EHS representative.
- C. Well/Boring Owner, Driller, and Responsible Professional assume responsibility for all activities and uses under the permit, including compliance with Workmen's Compensation Laws, and indemnify, defend and save the County of San Mateo, its officers, agents and employees, free and harmless from any and all expense, cost, or liability in connection with or resulting from work or stopped-work associated with the permit, including, but not limited to, property damage, personal injury, wrongful death, and loss of income.
- D. All borings **must** be properly destroyed (grouted/sealed) within 24 hours of drilling, unless special conditions are approved beforehand in writing as part of this permit, and must be continuously protected and stabilized.
- E. Analytical results of all soil, vapor, and groundwater samples collected during the execution of drilling under this permit **must** be submitted to County GPP staff by the Responsible Professional within 60 days of sample collection. If contamination is discovered during drilling, verbal notification to County GPP by the Responsible Professional is **required** within 72 hours of discovery. Proper storage, labeling & disposal of investigation-derived residual wastes are the responsibility of the consultant unless stated otherwise contractually.
- F. Boring logs, well construction details, and finalized as-built location map for all borings/ wells (except geotechnical borings) signed by a Responsible Professional, **must** be submitted to County GPP by the Responsible Professional within 60 days of drilling/construction/destruction. DWR Form 188 must be filed with the State per water code 13752.
- G. Permit is valid only for the purpose specified herein. No change in purpose or required procedures, as described on this permit application, in the associated workplan, or in the special conditions below, will be allowed except upon written permission from the County. Construction aspects can be changed based on conditions encountered in the field.
- H. **Permit is valid for one mobilization** associated with originally permitted boring/well locations only, including contingency locations, and is automatically canceled if not exercised, or if an extension is not applied for and granted within 120 days of the original permit issuance date. Failure to notify staff of cancellation or delay in start time will result in the Consultant being billed an inspection cancellation fee if GPP staff attempted to perform an inspection. Fees are listed at smchealth.org/ehfees.
- I. Wells installed under this permit may not be used for domestic, municipal, agricultural, or irrigation water supply.
- J. All work performed **must** conform to Business and Profession Codes and State Water Well Standards.
- K. Top-of-casing elevation of all wells **must** be surveyed to the nearest 0.01-foot relative to Mean Sea Level or NAVD88 and submitted to County GPP within 60 days of drilling, and to State GeoTracker as appropriate. Geotechnical wells are exempt from this requirement if a written variance from GPP is obtained prior to drilling.
- L. Latitude and longitude of all wells **must** be surveyed with sub-meter accuracy relative to NAD83 and submitted to County GPP within 60 days of drilling, and to State GeoTracker as appropriate.
- M. Violation of any requirement or general or special permit condition may result in an order by GPP staff to cease work under this permit, correct the violation, potentially re-permit the work as a new mobilization, and potential actions may be taken against the Well Owner, Property Owner, or Responsible Professional by GPP.

SPECIAL CONDITIONS: 9 of the 12 borings will be installed in a below-ground parking garage.

(agency use only) Purpose of borings is to investigate environmental conditions in preparation for construction

Agency Use Only:

Signature: 

FA # 

Date: 3/10/2021

PERMIT APPLICATION INSTRUCTIONS AND FEES

A subsurface drilling permit for borings and wells is required if groundwater is anticipated to be encountered or if drilling extends to 10 feet or deeper. Sub-slab and vapor wells shallower than 10 feet do not require a permit. Should groundwater be encountered shallower than 10 feet unexpectedly, then contact San Mateo County EHS Groundwater Protection Program (GPP) immediately and a permit application will be required retroactively. GPP is the permitting agency for all subsurface drilling for environmental and geotechnical purposes within San Mateo County. San Mateo County EHS Land Use Program (LUP) reviews all water well permit applications (smchealth.org/environ/forms) for public supply, domestic, agricultural, cathodic protection, exploratory, and geothermal heat exchange well construction and destruction and permit applications for all reconnaissance, investigation, and excavation work strictly for land use purposes. Please contact the LUP at (650) 372-6200 to discuss permitting, notification, and drilling requirements.

A 120-day extension may be granted for permits which have not been used during the original 120-day time frame. Submit another Subsurface Drilling Permit Application and payment for the permit extension fee at 50% of the fee for the type of drilling. Extension must be requested prior to the original permit expiring. If there are several wells and borings over several contiguous assessor's parcels and public right-of-ways, then discuss the fee with the County inspector at (650) 464-0047 or drilling@smcgov.org. The County inspector may charge only one fee for borings and wells constructed across contiguous assessor's parcels and public right-of-ways. However, this is dependent on how much the County inspector believes will need to be inspected in the field and how much review time of required submittals will be needed.

Section 1: Purpose of Application

At least one of the four boxes must be selected; however, multiple boxes may be selected as long as all of the wells and borings are on the same assessor's parcel or public right-of-way (see Section 4). A **boring** under this permit application is defined as a constructed hole lasting less than 24 hours before being properly destroyed. After 24 hours, the constructed hole is considered a **well** under this permit application which needs to be constructed appropriately unless special conditions are approved as part of the permit. If permit extension is selected, then write in the permit number of the permit to be extended. List the number of wells and borings anticipated to be drilled and what they will be named. This number may change in the field based on conditions encountered.

Section 2: Purpose of Drilling

At least one of the two boxes must be selected; however, both boxes may be selected as long as both purposes of drilling are to be conducted on the same assessor's parcel or public right-of-way (see Section 4). Geotechnical drilling may also be conducted under San Mateo County's Annual Geotechnical Drilling Permit in which consulting companies pay an annual fee to perform this type of drilling an unlimited amount of times for 365 days after obtaining the Annual Geotechnical Drilling Permit. Fees are listed at smchealth.org/ehfees. Please note, a Notification Form (not available on website) similar to this Subsurface Drilling Permit Application must be completely filled out and submitted at least 2 business days (48 hours) prior to drilling under the Annual Geotechnical Drilling Permit.

Section 3: Lead Agency

One of the three boxes must be selected. The **EHS GPP** would be selected only for investigations of known contaminated sites that the County is the lead agency. For drilling required by the Regional Water Quality Control Board (**RWQCB**), Department of Toxic Substances Control (**DTSC**), or the United States Environmental Protection Agency (**USEPA**), please include a copy of their approval letter. **None** would refer to investigations required by the County CUPA (Hazardous Materials Program), County Land Use or Solid Waste Programs, County or City Planning or Building Departments or voluntary investigations for due diligence or property transactions.

Section 4: Drilling Information

All applicable spaces must be filled in. **Agency Case #** refers to the lead agency's case number, if overseen by an agency, for the project under which the investigation is being conducted. **Assessor's parcel number** is the 9-digit number corresponding to the specific private property the drilling is proposed to be conducted on (can be found under Secured Property Taxes at sanmateocountytaxcollector.org or [here](#)). Each permit **must** include only one assessor's parcel number. If the drilling is to be conducted only in public right-of-ways, then the assessor's parcel number space should be filled in with N/A for not applicable. If drilling is to occur on both a private property and a contiguous public right-of-way, then two permits (one for the private property and one for the public right-of-way) must be filled out. **Address, City, and Zip** refer to the location of the specific property drilling is proposed to be conducted on. The address for a public right-of-way would simply be the name of the specific section of the public right-of-way (ie. 100 block of Main Street). **To be Constructed in** must have one box selected. Again, this differentiates between a public right-of-way and a private property. **Refuse** is a special land use designation which needs to be indicated on the permit application.

PERMIT APPLICATION INSTRUCTIONS AND FEES (CONTINUED)

Section 4: Drilling Information (continued)

The rest of this section is self-explanatory, may change in the field based on conditions encountered, and must be filled in except **Destruction Method** for borings only. Schematics may be submitted instead of filling in the well construction details, particularly if wells will be constructed differently from each other.

Destruction Method requires the use of a maximum of 7 gallons of water per 94 pounds of cement. This measurement (for both water and cement) must be able to be demonstrated in the field upon request from the inspector (such as using a 5-gallon bucket for measuring the water and using entire bags of cement). For **pressure grouting**, the well construction log and grout calculations must be submitted. The sand pack may not be more than 3 feet above the top of the screened interval, the screened interval may not be longer than 25 feet, and the bottom of the original boring may not be more than 2 feet deeper than the bottom of the constructed well. The total depth of the well and the fact that there are no obstructions in the well must be verified in the field. Type I/II cement grout must be tremied into the well, followed by application of 25 psi pressure maintained for 5 minutes. If the well does not meet pressure grouting criteria, it must be destroyed by drilling out to the total depth of the original boring. For **overdrilling**, the well casing and all annular material must be removed using a guide rod for the entire depth of the well inserted prior to drilling, and the boring tremie grouted to the surface using Type I/II cement grout. A general observation is that grouting borings using a ¾ inch PVC pipe, typically used to collect grab groundwater samples in borings, does not work with a screened section. Free falling grout is only allowed if the boring is dry, or if water is present in less than 10% of the boring, and less than 30 feet deep. Grout calculations must be provided in a well destruction workplan.

Section 5: Well/Boring Owner

The **name** of the entity owning the wells and borings must be listed along with their contact person (if different from the name of the well/boring owner), address, telephone number, and email address. The **contact person** must be directly associated with or an agent of the entity owning the wells and borings such as a property manager, real estate manager, contractor, or lawyer but not the environmental consultant listed on the permit application in Section 8. A **phone** number and an **email** address must be provided to allow the inspector to contact the well/boring owner to verify information if necessary. By providing an email address, the well/ boring owner will receive an electronic copy of the permit. The permit application must be **signed** and **dated** by either the entity listed as the owner of the wells and borings or the contact person. **Signatures (Sections 5 through 8)** do not need to be original; however, one copy of the permit application must contain all of the information besides the signatures in a legible format. ALL SIGNATURES REQUIRED (SECTIONS 5 THROUGH 8) DO NOT NEED TO BE ON THE SAME COPY OF THE PERMIT APPLICATION.

Section 6: Property Owner

The **name** of the entity owning the property must be listed and needs to match the name listed with the County Assessor for this property. The **contact person** must be directly associated with or an agent of the entity owning the property such as a property manager, real estate manager, contractor, or lawyer but not the environmental consultant listed on the permit application in Section 8. A **telephone** number and an **email** address must be provided to allow the inspector to contact the property owner to verify information if necessary. By providing an email address, the property owner will receive an electronic copy of the permit. The permit application must be signed and dated by the entity listed as the property owner only.

AGENTS CANNOT SIGN FOR THE PROPERTY OWNER. For public rights-of-way, a copy of the encroachment permit can be substituted for the property owner signature. The City of San Mateo, among others, will not issue an encroachment permit until the subsurface drilling permit is issued, but the City of San Mateo will issue a letter of intent to issue an encroachment permit which is acceptable as a substitute for the property owner signature in City of San Mateo rights-of-way.

Section 7: Drilling Company

The **name** of the company proposed to drill the wells and borings must be listed along with the drilling company **contact person, address, phone number, and email address**. In addition, the **driller's C57 license number** must be provided. By providing an email address, the drilling company will receive an electronic copy of the permit. The permit application must be signed and dated by the driller's contact person. If the drilling company changes, then a new subsurface drilling permit application should be filled out completely except for Sections 5, 6, and 8.

Section 8: Consulting Company

The **name** of the company overseeing the proposed drilling of the wells and borings must be listed along with the **project manager, address, phone number, and email address**. The responsible professional overseeing the work must **print** their name legibly, **sign** their name and date, and provide either their **California Professional Geologist or Civil Engineering** number. Field contact name and number, if known, are optional but beneficial for all parties involved.



SAN MATEO COUNTY HEALTH
**ENVIRONMENTAL
HEALTH SERVICES**

**Environmental Health Services
Groundwater Protection Program**

2000 Alameda de las Pulgas, Suite #100
San Mateo, CA 94403
Phone: (650) 372-6200 | Fax: (650) 627-8244
smchealth.org/gpp

SUBSURFACE DRILLING PERMIT APPLICATION

Allow three (3) full working days for processing a complete permit application which includes payment (one permit per parcel). Drilling **start date & time** must be scheduled with County staff at (650) 464-0047 or drilling@smcgov.org at **least 2 full working days (i.e. 48 hours) in advance**.

Visit smchealth.org/ehfees for Groundwater Protection Program fees.

PURPOSE OF APPLICATION ☐ Groundwater Monitoring/Vapor Well Installation ☒ Construct Soil Borings (variance request if to be left open >24 hrs)
☐ Groundwater Monitoring/Vapor Well Destruction Extension of Permit # _____
No. of Wells _____ No. of Borings 12 Well/Boring Names SB-01 to SB-12

PURPOSE OF DRILLING ☒ Environmental LEAD ☐ County GPP (permit approval is not to be considered work plan approval)
☒ Geotechnical AGENCY ☐ RWQCB/DTSC/USEPA (Provide approval letter) ☒ None (i.e. voluntary)

SITE / DRILLING INFORMATION

Agency Case # N/A Assessor's Parcel # (required) 034-176-050 (one per permit)

Drilling Location Address: 222 E 4th Ave City: San Mateo Zip: 94401

To Be Constructed In: ☐ Public Property ☒ Private Property ☐ Refuse

Maximum Proposed Depth (wells/borings) 20 ft (feet) Drilling Method: Direct Push

Boring Diameter: 2" Casing Diameter: N/A Filter Pack Interval: N/A Screen Interval: N/A

Destruction Method: ☐ Pressure Grouting (provide well construction logs and grout calcs)
(6 gallons water max/94 lb cement, up to 5% bentonite) ☐ Overdrilling (guide rods for total depth prior to starting required)

WELL/BORING OWNER (Well/boring owner name or contact person should match signature)

Name: Lane SM LLC Contact Person: Marcus Gilmour

Address: 664 Menlo Ave, 2nd Floor City, State, Zip: Menlo Park, CA 94025

Telephone: 310-874-9009 Email: marcus@lane-partners.com

It is my responsibility to notify the County of any known changes in the purpose of this well/boring from that which is indicated on this application, to submit indication of annual usage of wells to the County, and to maintain the well in good condition. (Letter signed by well/boring owner/contact person, containing above language and attesting to knowledge of all permit requirements and conditions, may be substituted for signature.)

Well/Boring Owner's/Contact Person's Signature: Marcus Gilmour Date: 03.04.21

PROPERTY OWNER (Name as appears on assessor's roles should match signature)

Name: Lane SM LLC Contact Person: Marcus Gilmour

Address: 664 Menlo Ave, 2nd Floor City, State, Zip: Menlo Park, CA 94025

Phone: 310-874-9009 Email: marcus@lane-partners.com

I understand that a well/boring is being installed on my property. I agree to notify the County and Well Owner of any known damage or future access issues to the well (Letter signed by property owner, containing above language, or encroachment permit may be substituted for signature)

Property Owner's Signature: Marcus Gilmour Date: 03.04.21

DRILLING COMPANY

Drilling Company: Gregg Drilling Contact Person: Brandon Moses

Address: 950 Howe Road City, State, Zip: Martinez, CA 94553

Phone: 925-313-5800 Email: bmoses@greggdrilling.com C57 Drillers License # 1044456

I certify that the well/boring will be constructed in compliance with the conditions of this permit (see reverse), the San Mateo County Well Ordinance, and the State Water Well Standards, and that the license listed above is considered current and active by the Contractors State License Board.

Driller's Signature: _____ Date: _____

CONSULTANT COMPANY

Consultant Company: RMD Environmental Solutions Project Manager: Owen Ratchye

Address: 1371 Oakland Blvd., suite 200 City, State, Zip: Walnut Creek, CA 94596

Telephone: 415-671-9415 Email: oratchye@rmdes.net

Field Contact & Cell # (if known): Erin Male 415-571-6627

I certify that this application is correct to the best of my knowledge and the well/boring will be constructed/destroyed in compliance with the conditions of this permit (see page 2), the San Mateo County Well Ordinance, and the State Water Well Standards. I understand that I am responsible for General Conditions E, F, K, and L of this permit and if I indicated the purpose of drilling is geotechnical, then no one will use the boring to collect any samples for environmental analyses. If there is a change in Responsible Professional, I will notify San Mateo County GPP staff.

Responsible Professional's Name (Please print legibly): Owen Ratchye

Responsible Professional's Signature: _____ Date: _____

California Professional Geologist (PG) No. _____ or Civil Engineer (PE) No. _____ Page 2 of 5



SAN MATEO COUNTY HEALTH
**ENVIRONMENTAL
HEALTH SERVICES**

**Environmental Health Services
Groundwater Protection Program**

2000 Alameda de las Pulgas, Suite #100
San Mateo, CA 94403
Phone: (650) 372-6200 | Fax: (650) 627-8244
smchealth.org/gpp

SUBSURFACE DRILLING PERMIT APPLICATION

Allow three (3) full working days for processing a complete permit application which includes payment (one permit per parcel). Drilling **start date & time** must be scheduled with County staff at (650) 464-0047 or drilling@smcgov.org at **least 2 full working days (i.e. 48 hours) in advance**.

Visit smchealth.org/ehfees for Groundwater Protection Program fees.

PURPOSE OF APPLICATION ☐ Groundwater Monitoring/Vapor Well Installation ☒ Construct Soil Borings (variance request if to be left open >24 hrs)
☐ Groundwater Monitoring/Vapor Well Destruction Extension of Permit # _____
No. of Wells _____ No. of Borings 12 Well/Boring Names SB-01 to SB-12

PURPOSE OF DRILLING ☒ Environmental LEAD ☐ County GPP (permit approval is not to be considered work plan approval)
☒ Geotechnical AGENCY ☐ RWQCB/DTSC/USEPA (Provide approval letter) ☒ None (i.e. voluntary)

SITE / DRILLING INFORMATION

Agency Case # N/A Assessor's Parcel # (required) 034-176-050 (one per permit)
Drilling Location Address: 222 E 4th Ave City: San Mateo Zip: 94401
To Be Constructed In: ☐ Public Property ☒ Private Property ☐ Refuse
Maximum Proposed Depth (wells/borings) 20 ft (feet) Drilling Method: Direct Push

Boring Diameter: 2" Casing Diameter: N/A Filter Pack Interval: N/A Screen Interval: N/A
Destruction Method: ☐ Pressure Grouting (provide well construction logs and grout calcs)
(6 gallons water max/94 lb cement, up to 5% bentonite) ☐ Overdrilling (guide rods for total depth prior to starting required)

WELL/BORING OWNER (Well/boring owner name or contact person should match signature)

Name: Lane SM LLC Contact Person: Marcus Gilmour
Address: 664 Menlo Ave, 2nd Floor City, State, Zip: Menlo Park, CA 94025
Telephone: 310-874-9009 Email: marcus@lane-partners.com

It is my responsibility to notify the County of any known changes in the purpose of this well/boring from that which is indicated on this application, to submit indication of annual usage of wells to the County, and to maintain the well in good condition. (Letter signed by well/boring owner/contact person, containing above language and attesting to knowledge of all permit requirements and conditions, may be substituted for signature.)

Well/Boring Owner's/Contact Person's Signature: _____ Date: _____

PROPERTY OWNER (Name as appears on assessor's roles should match signature)

Name: Lane SM LLC Contact Person: Marcus Gilmour
Address: 664 Menlo Ave, 2nd Floor City, State, Zip: Menlo Park, CA 94025
Phone: 310-874-9009 Email: marcus@lane-partners.com

I understand that a well/boring is being installed on my property. I agree to notify the County and Well Owner of any known damage or future access issues to the well (Letter signed by property owner, containing above language, or encroachment permit may be substituted for signature)

Property Owner's Signature: _____ Date: _____

DRILLING COMPANY

Drilling Company: Gregg Drilling Contact Person: Brandon Moses
Address: 950 Howe Road City, State, Zip: Martinez, CA 94553
Phone: 925-313-5800 Email: bmoses@greggdrilling.com C57 Drillers License # 1044456

I certify that the well/boring will be constructed in compliance with the conditions of this permit (see reverse), the San Mateo County Well Ordinance, and the State Water Well Standards, and that the license listed above is considered current and active by the Contractors State License Board.

Driller's Signature: Tim Boyd Date: March 5, 2021

CONSULTANT COMPANY

Consultant Company: RMD Environmental Solutions Project Manager: Owen Ratchye
Address: 1371 Oakland Blvd., suite 200 City, State, Zip: Walnut Creek, CA 94596
Telephone: 415-671-9415 Email: oratchye@rmdes.net

Field Contact & Cell # (if known): Erin Male 415-571-6627

I certify that this application is correct to the best of my knowledge and the well/boring will be constructed/destroyed in compliance with the conditions of this permit (see page 2), the San Mateo County Well Ordinance, and the State Water Well Standards. I understand that I am responsible for General Conditions E, F, K, and L of this permit and if I indicated the purpose of drilling is geotechnical, then no one will use the boring to collect any samples for environmental analyses. If there is a change in Responsible Professional, I will notify San Mateo County GPP staff.

Responsible Professional's Name (Please print legibly): Owen Ratchye

Responsible Professional's Signature: _____ Date: _____

California Professional Geologist (PG) No. _____ or Civil Engineer (PE) No. _____ Page 2 of 5



SAN MATEO COUNTY HEALTH
**ENVIRONMENTAL
HEALTH SERVICES**

**Environmental Health Services
Groundwater Protection Program**
2000 Alameda de las Pulgas, Suite #100
San Mateo, CA 94403
Phone: (650) 372-6200 | Fax: (650) 627-8244
smchealth.org/gpp

SUBSURFACE DRILLING PERMIT APPLICATION

Allow three (3) full working days for processing a complete permit application which includes payment (one permit per parcel). Drilling **start date & time** must be scheduled with County staff at (650) 464-0047 or drilling@smcgov.org at **least 2 full working days (i.e. 48 hours) in advance**.

Visit smchealth.org/ehfees for Groundwater Protection Program fees.

PURPOSE OF APPLICATION ☐ Groundwater Monitoring/Vapor Well Installation ☒ Construct Soil Borings (variance request if to be left open >24 hrs)
☐ Groundwater Monitoring/Vapor Well Destruction Extension of Permit # _____
No. of Wells _____ No. of Borings 12 Well/Boring Names SB-01 to SB-12

PURPOSE OF DRILLING ☒ Environmental LEAD ☐ County GPP (permit approval is not to be considered work plan approval)
☒ Geotechnical AGENCY ☐ RWQCB/DTSC/USEPA (Provide approval letter) ☒ None (i.e. voluntary)

SITE / DRILLING INFORMATION

Agency Case # N/A Assessor's Parcel # (required) 034-176-050 (one per permit)

Drilling Location Address: 222 E 4th Ave City: San Mateo Zip: 94401

To Be Constructed In: ☐ Public Property ☒ Private Property ☐ Refuse

Maximum Proposed Depth (wells/borings) 20 ft (feet) Drilling Method: Direct Push

Boring Diameter: 2" Casing Diameter: N/A Filter Pack Interval: N/A Screen Interval: N/A

Destruction Method: ☐ Pressure Grouting (provide well construction logs and grout calcs)
(6 gallons water max/94 lb cement, up to 5% bentonite) ☐ Overdrilling (guide rods for total depth prior to starting required)

WELL/BORING OWNER (Well/boring owner name or contact person should match signature)

Name: Lane SM LLC Contact Person: Marcus Gilmour

Address: 664 Menlo Ave, 2nd Floor City, State, Zip: Menlo Park, CA 94025

Telephone: 310-874-9009 Email: marcus@lane-partners.com

It is my responsibility to notify the County of any known changes in the purpose of this well/boring from that which is indicated on this application, to submit indication of annual usage of wells to the County, and to maintain the well in good condition. (Letter signed by well/boring owner/contact person, containing above language and attesting to knowledge of all permit requirements and conditions, may be substituted for signature.)

Well/Boring Owner's/Contact Person's Signature: _____ Date: _____

PROPERTY OWNER (Name as appears on assessor's roles should match signature)

Name: Lane SM LLC Contact Person: Marcus Gilmour

Address: 664 Menlo Ave, 2nd Floor City, State, Zip: Menlo Park, CA 94025

Phone: 310-874-9009 Email: marcus@lane-partners.com

I understand that a well/boring is being installed on my property. I agree to notify the County and Well Owner of any known damage or future access issues to the well (Letter signed by property owner, containing above language, or encroachment permit may be substituted for signature)

Property Owner's Signature: _____ Date: _____

DRILLING COMPANY

Drilling Company: Gregg Drilling Contact Person: Brandon Moses

Address: 950 Howe Road City, State, Zip: Martinez, CA 94553

Phone: 925-313-5800 Email: bmoses@greggdrilling.com C57 Drillers License # 1044456

I certify that the well/boring will be constructed in compliance with the conditions of this permit (see reverse), the San Mateo County Well Ordinance, and the State Water Well Standards, and that the license listed above is considered current and active by the Contractors State License Board.

Driller's Signature: _____ Date: _____

CONSULTANT COMPANY

Consultant Company: RMD Environmental Solutions Project Manager: Owen Ratchye

Address: 1371 Oakland Blvd., suite 200 City, State, Zip: Walnut Creek, CA 94596

Telephone: 415-671-9415 Email: oratchye@rmdes.net

Field Contact & Cell # (if known): Erin Male 415-571-6627

I certify that this application is correct to the best of my knowledge and the well/boring will be constructed/destroyed in compliance with the conditions of this permit (see page 2), the San Mateo County Well Ordinance, and the State Water Well Standards. I understand that I am responsible for General Conditions E, F, K, and L of this permit and if I indicated the purpose of drilling is geotechnical, then no one will use the boring to collect any samples for environmental analyses. If there is a change in Responsible Professional, I will notify San Mateo County GPP staff.

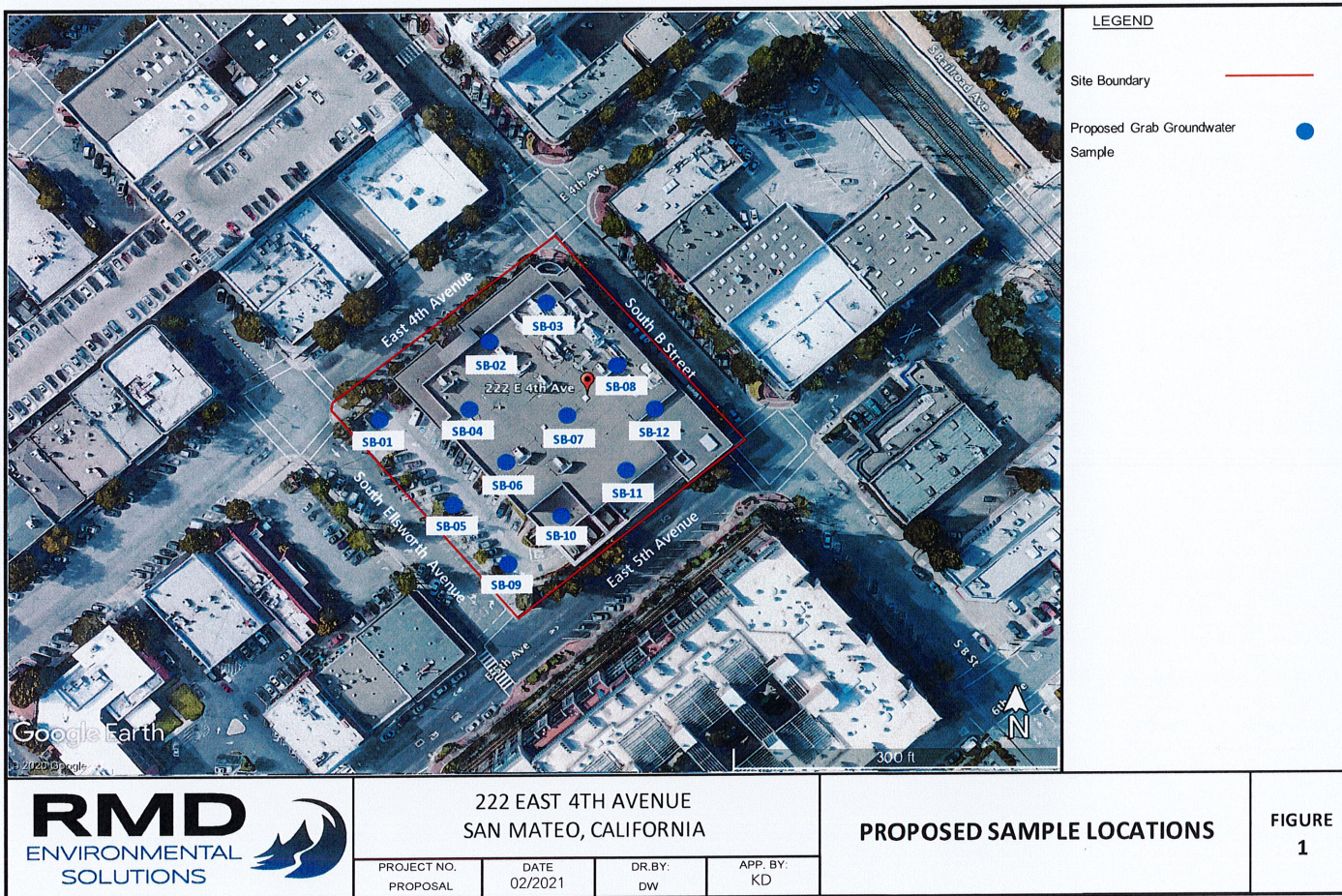
Responsible Professional's Name (Please print legibly): Owen Ratchye

Responsible Professional's Signature: Owen Ratchye

Digitally signed by Owen Ratchye
Date: 2021.03.08 12:57:11 -08'00'



Date: _____


California Professional Geologist (PG) No. _____ or Civil Engineer (PE) No. _____ Page 2 of 5





APPENDIX B



Boring Logs



						BORING/WELL ID: SB-01		
PROJECT NAME AND ADDRESS:						Lane Partners 222 E 4th Ave, San Mateo		
BORING LOCATION (AT SITE):						Underground parking garage of Draeger's Market		
CONTRACTOR AND EQUIPMENT:						Gregg Drilling / Limited Access Ramset Dolly Rig		
SAMPLING METHOD:						Macrocore	MONITORING DEVICE:	
START DATE / TIME:						3/15/21 @ 11:00	FINISH DATE / TIME:	
FIRST WATER (BGS):						DRY	STABILIZED WATER LEVEL:	
SURFACE ELEVATION:						~12 ft below ground surface	CASING TOP ELEVATION:	
TOTAL BORING DEPTH(S):						26 ft below garage surface	BORING DIAMETER/DEPTH:	
						2.25 inches to 26 feet below garage surface.		
Time	PID Reading	Water Level	Sample Interval	Recovery (%)	Depth (feet)	Stratigraphy	LITHOLOGIC DESCRIPTION (classification, color, moisture, density, grain size/plasticity, other)	Borehole Construction Details
11:11	0.0		Hand Auger to 5 ft		0		8 inches of Concrete	
					1		6 inches of Gravel Fill (3/4" gravel, sub-angular, clean)	
					2		Clayey SAND with gravel (SC), dark yellowish brown (10yr 3/6), damp, loose, non-plastic, fine to coarse sand, fine to coarse gravels, no odor, (30, 40, 10, 20).	
					3			
4								
11:52	0.0				5		Clayey SAND with gravel (SC), light brownish gray (10yr 6/2), damp, loose, non-plastic, fine to medium sand, fine gravels, no odor, (25, 40, 10, 25).	
					6			
11:47	0.0				7			
					8			
12:05	0.0				9			
					10			
12:03	0.0				11			
					12			
					13		Lean CLAY with sand (CL), yellowish brown (10yr 5/6), damp, medium stiff, low plasticity, fine to medium sand, occasional fine gravels, no odor, (5, 20, 25, 55).	
					14			
					15			
					16			
12:22	0.0				17		Lean CLAY with sand (CL), yellowish brown (10yr 5/6), damp, very stiff, medium plasticity, fine sand, rare fine gravels, no odor, (2, 15, 20, 63).	
					18			
					19			
12:16	0.0				20		-softens @ 19 ft, medium stiffness	


						BORING/WELL ID: SB-01		
PROJECT NAME AND ADDRESS:			Lane Partners 222 E 4th Ave, San Mateo			Project No. 01-LP-001		
BORING LOCATION (AT SITE):			Underground parking garage of Draeger's Market			Logged By: E. Male		
CONTRACTOR AND EQUIPMENT:			Gregg Drilling / Limited Access Ramset Dolly Rig					
SAMPLING METHOD:			Macrocore		MONITORING DEVICE:		PID (PPM)	
START DATE / TIME:			3/15/21 @ 11:00		FINISH DATE / TIME:		3/15/21 @ 12:35, grouted 3/16/21@15:30	
FIRST WATER (BGS):			17 feet bgs.		STABILIZED WATER LEVEL:		DRY	
SURFACE ELEVATION:			~12 ft below ground surface		CASING TOP ELEVATION:		--	
TOTAL BORING DEPTH(S):			26 ft below garage surface		BORING DIAMETER/DEPTH:		2.25 inches to 26 feet below garage surface.	
Time	PID Reading	Water Level	Sample Interval	Recovery (%)	Depth (feet)	Stratigraphy	LITHOLOGIC DESCRIPTION (classification, color, moisture, density, grain size/plasticity, other)	Well Construction Details
12:33	0.0				20		(as above) Lean CLAY with sand (CL), yellowish brown (10yr 5/6), damp, medium stiff, medium plasticity, fine sand, rare fine gravels, no odor, (2, 15, 20, 63).	
					21			
					22			
12:31	0.0				23		Lean CLAY with sand (CL), dark yellowish brown, (10yr 4/4), moist, stiff, medium plasticity, no odor, trace fine gravels, (0, 20, 5, 75).	
					24			
12:45	0.0				25		End of boring (refusal) at 26 feet below garage surface, 3/15/21 @ 12:35. Install temporary 0.010-inch slotted screen 16-26 feet below garage surface. Grouted with Type I/II Portland Cement, Capped with 8 inches of Concrete, 3/16/21 @15:30.	
					26			
					27			
					28			
					29			
					30			
					31			
					32			
					33			
					34			
					35			
					36			
					37			
					38			
					39			
					40			



						BORING/WELL ID: SB-02			
PROJECT NAME AND ADDRESS:						Lane Partners 222 E 4th Ave, San Mateo			
BORING LOCATION (AT SITE):						Underground parking garage of Draeger's Market			
CONTRACTOR AND EQUIPMENT:						Gregg Drilling / Limited Access Ramset Dolly Rig			
SAMPLING METHOD:						Macrocore	MONITORING DEVICE:		
START DATE / TIME:						3/17/21 @ ~14:00	FINISH DATE / TIME:		
FIRST WATER (BGS):						29.5 ft below garage surface	STABILIZED WATER LEVEL:		
SURFACE ELEVATION:						~12 ft below ground surface	CASING TOP ELEVATION:		
TOTAL BORING DEPTH(S):						32 ft below garage surface	BORING DIAMETER/DEPTH:		
						2.25 inches to 32 feet below garage surface.			
Time	PID Reading	Water Level	Sample Interval	Recovery (%)	Depth (feet)	Stratigraphy	LITHOLOGIC DESCRIPTION (classification, color, moisture, density, grain size/plasticity, other)	Borehole Construction Details	
14:30	0.0				0		8 inches of Concrete		
					1		6 inches of Gravel Fill (3/4" gravel, sub-angular, clean)		
					2		Clayey SAND with gravel (SC), yellowish brown (10yr 5/8), damp, loose, non-plastic, fine to coarse sand, fine to coarse gravels, no odor, (25, 35, 15, 25).		
					3				
4									
5									
15:05	0.0				6		Sandy CLAY (CL), yellowish brown (10yr 5/4), dry-damp, medium stiff, low plasticity, fine to medium sand, fine to medium gravels, no odor, (5, 30, 20, 45).		
					7				
15:15	0.0				8				
					9				
					10				
					11				
15:13	0.0				12		Lean CLAY with sand (CL), brown (10yr 5/3), damp, very stiff, low plasticity, fine sand, no odor, (5, 20, 20, 55).		
					13				
15:30	0.0				14				
					15				
15:23					16		Lean CLAY with sand (CL), strong brown (7.5yr 4/6), damp, medium stiff, low plasticity, fine to medium sand, fine to medium gravels, no odor, (5, 25, 20, 50).		
					17				
15:44	0.0				18				
					19				
15:42	0.0				20				


						BORING/WELL ID: SB-02		
PROJECT NAME AND ADDRESS:			Lane Partners 222 E 4th Ave, San Mateo			Project No. 01-LP-001		
BORING LOCATION (AT SITE):			Underground parking garage of Draeger's Market			Logged By: E. Male		
CONTRACTOR AND EQUIPMENT:			Gregg Drilling / Limited Access Ramset Dolly Rig					
SAMPLING METHOD:			Macrocore		MONITORING DEVICE:		PID (PPM)	
START DATE / TIME:			3/17/21 @ ~14:00		FINISH DATE / TIME:		3/17/21 @ 16:00, grouted 3/18/21 @ ~16:40	
FIRST WATER (BGS):			29.5 ft below garage surface		STABILIZED WATER LEVEL:		19.7 ft below garage surface	
SURFACE ELEVATION:			~12 ft below ground surface		CASING TOP ELEVATION:		--	
TOTAL BORING DEPTH(S):			32 ft below garage surface		BORING DIAMETER/DEPTH:		2.25 inches to 32 feet below garage surface.	
Time	PID Reading	Water Level	Sample Interval	Recovery (%)	Depth (feet)	Stratigraphy	LITHOLOGIC DESCRIPTION (classification, color, moisture, density, grain size/plasticity, other)	Well Construction Details
15:54	0.0				20		Silty CLAY (CL), yellowish brown (10yr 5/6), damp, soft, low-medium plasticity, fine sand, no odor, (0, 10, 30, 60).	
					21			
15:53	0.0				22		Silty CLAY with sand (CL), dark yellowish brown (10yr 4/6), damp, medium stiff, low plasticity, fine to medium sand, fine with rare medium gravels, no odor, (5, 20, 25, 50).	
					23			
16:09	0.0				24		Lean CLAY (CL), yellowish brown (10yr 5/6), damp, soft, low-medium plasticity, fine sand, no odor, (0, 10, 30, 60).	
					25			
16:06	0.0				26		Lean CLAY with sand (CL), dark yellowish brown (10yr 4/6), damp, medium stiff, low plasticity, fine to medium sand, fine with rare medium gravels, no odor, (5, 20, 25, 50).	
					27			
16:21	0.0				28		Lean CLAY (CL), yellowish brown (10yr 5/6), damp to moist, stiff, low to medium plasticity, fine sand, rare medium gravels, no odor, (0, 10, 30, 60).	
					29			
16:18	0.0				30		Sandy CLAY (CL), yellowish brown (10yr 5/6), very moist (moisture decreases with depth), soft, low to medium plasticity, fine sand, rare medium gravels, no odor, (10, 25, 20, 45).	
					31			
					32		End of boring at 32 feet below garage surface, 3/17/21 @ 16:00. Install temporary 0.010-inch slotted screen 22-32 feet below garage surface. Grouted with Type I/II Portland Cement, Capped with 8 inches of Concrete, 3/18/21 @ ~16:40.	
					33			
					34			
					35			
					36			
					37			
					38			
					39			
					40			


						BORING/WELL ID: SB-03		
PROJECT NAME AND ADDRESS:						Lane Partners 222 E 4th Ave, San Mateo		
BORING LOCATION (AT SITE):						Underground parking garage of Draeger's Market		
CONTRACTOR AND EQUIPMENT:						Gregg Drilling / Limited Access Ramset Dolly Rig		
SAMPLING METHOD:						Macrocore	MONITORING DEVICE:	
START DATE / TIME:						3/18/21 @ ~8:00	FINISH DATE / TIME:	
FIRST WATER (BGS):						DRY	STABILIZED WATER LEVEL:	
SURFACE ELEVATION:						~12 ft below ground surface	CASING TOP ELEVATION:	
TOTAL BORING DEPTH(S):						16 ft below garage surface	BORING DIAMETER/DEPTH:	
						2.25 inches to 16 feet below garage surface.		
Time	PID Reading	Water Level	Sample Interval	Recovery (%)	Depth (feet)	Stratigraphy	LITHOLOGIC DESCRIPTION (classification, color, moisture, density, grain size/plasticity, other)	Borehole Construction Details
8:05	0.0				0		8 inches of Concrete	
					1		6 inches of Gravel Fill (3/4" gravel, sub-angular, clean)	
					2		Clayey SAND with gravel (SC), brown (10yr 4/3), damp, loose, non-plastic, fine to coarse sand, fine to medium gravels, no odor, (20, 35, 15, 30).	
					3			
8:43	0.0				4			
					5			
					6			
					7			
8:39	0.0				8		Sandy lean CLAY (CL), yellowish brown (10yr 5/6), damp, medium stiff, low plasticity, fine to medium sand, fine gravels, no odor, (10, 25, 15, 50).	
					9			
					10			
					11			
8:53	0.0				12		Lean CLAY with sand (CL), dark brown (7.5yr 3/4), damp, stiff, low plasticity, fine sand, rare fine gravels, no odor, (3, 15, 20, 62).	
					13			
					14			
					15			
9:12	0.0				16		Lean CLAY (CL), yellowish brown (10yr 5/6), damp, very stiff, low plasticity, fine sand, rare fine gravels, no odor, (2, 10, 15, 73).	
					17			
					18			
					19			
9:07					20		End of boring (refusal) at 16 feet below garage surface, 3/18/21 @ 9:00. Install temporary 0.010-inch slotted screen 6-16 feet below garage surface. Grouted with Type I/II Portland Cement, Capped with 8 inches of Concrete, 3/18/21 @ ~16:40.	


						BORING/WELL ID: SB-04		
PROJECT NAME AND ADDRESS:						Lane Partners 222 E 4th Ave, San Mateo		
BORING LOCATION (AT SITE):						Underground parking garage of Draeger's Market		
CONTRACTOR AND EQUIPMENT:						Gregg Drilling / Limited Access Ramset Dolly Rig		
SAMPLING METHOD:						Macrocore	MONITORING DEVICE:	
START DATE / TIME:						3/15/21 @ ~13:30	FINISH DATE / TIME:	
FIRST WATER (BGS):						DRY	STABILIZED WATER LEVEL:	
SURFACE ELEVATION:						~12 ft below ground surface	CASING TOP ELEVATION:	
TOTAL BORING DEPTH(S):						26.5 ft below garage surface	BORING DIAMETER/DEPTH:	
						2.25 inches to 26.5 feet below garage surface.		
Time	PID Reading	Water Level	Sample Interval	Recovery (%)	Depth (feet)	Stratigraphy	LITHOLOGIC DESCRIPTION (classification, color, moisture, density, grain size/plasticity, other)	Borehole Construction Details
13:59	0.0				0		8 inches of Concrete	
					1		6 inches of Gravel Fill (3/4" gravel, sub-angular, clean)	
					2		Clayey SAND with gravel (SC), dark yellow-brown (10yr 3/6), damp, loose, non-plastic, fine to coarse sand, fine to coarse gravels, no odor, (30, 40, 10, 25).	
					3			
14:39	0.0				4			
					5			
					6			
					7		Sandy CLAY with gravel (CL), brownish yellow (10yr 6/8), damp, medium stiff, low plasticity, fine to medium sand, fine to medium gravels, no odor, (20, 30, 20, 30).	
14:26	0.0				8			
					9			
					10			
					11			
14:50	0.0				12			
					13			
					14			
					15		Sandy lean CLAY (CL), strong brown (7.5yr 4/6), damp, very stiff, low-med plasticity, fine sand, fine gravels, no odor, (10, 20, 20, 50).	
14:57	0.0				16			
					17			
					18			
					19		Lean CLAY with sand (CL), yellowish brown (10yr 5/8), damp, medium stiff, low plasticity, fine sand, rare fine gravels, no odor, (2, 15, 23, 60).	
15:14	0.0				20			
15:11	0.0							



						BORING/WELL ID: SB-04		
PROJECT NAME AND ADDRESS:			Lane Partners 222 E 4th Ave, San Mateo			Project No. 01-LP-001		
BORING LOCATION (AT SITE):			Underground parking garage of Draeger's Market			Logged By: E. Male		
CONTRACTOR AND EQUIPMENT:			Gregg Drilling / Limited Access Ramset Dolly Rig					
SAMPLING METHOD:			Macrocore		MONITORING DEVICE:		PID (PPM)	
START DATE / TIME:			3/15/21 @ ~13:30		FINISH DATE / TIME:		3/15/21 @ 15:30, grouted 3/18/21 @ ~16:40	
FIRST WATER (BGS):			DRY		STABILIZED WATER LEVEL:		DRY	
SURFACE ELEVATION:			~12 ft below ground surface		CASING TOP ELEVATION:		--	
TOTAL BORING DEPTHS(S):			26.5 ft below garage surface		BORING DIAMETER/DEPTH:		2.25 inches to 26.5 feet below garage surface.	
Time	PID Reading	Water Level	Sample Interval	Recovery (%)	Depth (feet)	Stratigraphy	LITHOLOGIC DESCRIPTION (classification, color, moisture, density, grain size/plasticity, other)	Well Construction Details
15:28	0.0				20		Sandy lean CLAY (CL), strong brown (7.5yr 4/6), damp, very stiff, low-med plasticity, fine sand, fine gravels, no odor, (10, 20, 20, 50).	
					21			
					22			
15:23	0.0				23		Lean CLAY with sand (CL), yellowish brown (10yr 5/6), damp, medium stiff, low plasticity, fine to medium sand, fine with rare medium gravels, no odor, (5, 20, 25, 50).	
					24			
15:42	0.0				25		4" lens of: lean CLAY with sand (CL), yellowish brown (10yr 5/6), moist, soft, low plasticity, fine sand, (2, 15, 20, 63).	
					26			
					27		End of boring (refusal) at 26.5 feet below garage surface, 3/15/21 @ 15:30. Install temporary 0.010-inch slotted screen 16.5-26.5 feet below garage surface. Grouted with Type I/II Portland Cement, Capped with 8 inches of Concrete, 3/18/21 @ ~16:40.	
					28			
					29			
					30			
					31			
					32			
					33			
					34			
					35			
					36			
					37			
					38			
					39			
					40			


						BORING/WELL ID: SB-05		
PROJECT NAME AND ADDRESS:						Lane Partners 222 E 4th Ave, San Mateo		
BORING LOCATION (AT SITE):						Underground parking garage of Draeger's Market		
CONTRACTOR AND EQUIPMENT:						Gregg Drilling / Limited Access Ramset Dolly Rig		
SAMPLING METHOD:						Macrocore	MONITORING DEVICE:	
START DATE / TIME:						3/15/21 @ 8:15	FINISH DATE / TIME:	
FIRST WATER (BGS):						DRY	STABILIZED WATER LEVEL:	
SURFACE ELEVATION:						~12 ft below ground surface	CASING TOP ELEVATION:	
TOTAL BORING DEPTH(S):						26 ft below garage surface	BORING DIAMETER/DEPTH:	
						2.25 inches to 26 feet below garage surface.		
Time	PID Reading	Water Level	Sample Interval	Recovery (%)	Depth (feet)	Stratigraphy	LITHOLOGIC DESCRIPTION (classification, color, moisture, density, grain size/plasticity, other)	Borehole Construction Details
8:45	0.0		Hand Auger to 5 ft		0		8 inches of Concrete	
					1		6 inches of Gravel Fill (3/4" gravel, sub-angular, clean)	
					2		1 to 2 inches of Concrete	
					3		Clayey SAND with gravel (SC), dark yellowish brown (10yr 3/6), damp, loose, non-plastic, fine to coarse sand, fine to coarse gravels, no odor, (30, 40, 10, 20).	
9:26	0.0				4			
					5		Lean CLAY with sand (CL), brownish yellow (10yr 5/4), damp, stiff, low to medium plasticity, fine sand, no odor, (0, 15, 10, 75).	
					6			
					7			
9:25	0.0				8			
					9		Sandy lean CLAY with gravel (CL), brownish yellow (10yr 6/6), damp, stiff, low plasticity, fine to medium sand, fine gravels, no odor, (15, 25, 10, 50).	
9:36	0.0				10			
					11			
9:34					12			
					13		Lean CLAY with sand (CL), brownish yellow (10yr 6/6), damp, medium stiff, low plasticity, fine sand, fine gravel, no odor, (5, 15, 15, 65).	
9:51	0.0				14			
					15			
10:03					16			
					17		Lean CLAY with sand (CL), yellowish brown (10yr 5/8), damp (slight increase in moisture with depth), soft, low to medium plasticity, fine sand, rare fine gravels, no odor, (3, 15, 15, 67).	
9:59	0.0				18			
					19			
10:17					20			


						BORING/WELL ID: SB-05		
PROJECT NAME AND ADDRESS:			Lane Partners 222 E 4th Ave, San Mateo			Project No. 01-LP-001		
BORING LOCATION (AT SITE):			Underground parking garage of Draeger's Market			Logged By: E. Male		
CONTRACTOR AND EQUIPMENT:			Gregg Drilling / Limited Access Ramset Dolly Rig					
SAMPLING METHOD:			Macrocore		MONITORING DEVICE:		PID (PPM)	
START DATE / TIME:			3/15/21 @ 8:15		FINISH DATE / TIME:		3/15/21 @ 10:35, grouted 3/16/21 @ ~15:30	
FIRST WATER (BGS):			DRY		STABILIZED WATER LEVEL:		DRY	
SURFACE ELEVATION:			~12 ft below ground surface		CASING TOP ELEVATION:		--	
TOTAL BORING DEPTH(S):			26 ft below garage surface		BORING DIAMETER/DEPTH:		2.25 inches to 26 feet below garage surface.	
Time	PID Reading	Water Level	Sample Interval	Recovery (%)	Depth (feet)	Stratigraphy	LITHOLOGIC DESCRIPTION (classification, color, moisture, density, grain size/plasticity, other)	Well Construction Details
10:24	0.0				20		Sandy lean CLAY (CL), brownish yellow (10yr 6/6), damp, very stiff, low-med plasticity, fine sand, fine gravels, no odor, (5, 25, 10, 60).	
					21			
					22			
10:39	0.0				23		Sandy lean CLAY (CL), yellowish brown (10yr 5/6), moist, soft, medium plasticity, fine sand, rare fine gravels, (2, 15, 20, 63).	
					24			
10:46	0.0				25		End of boring at 26 feet below garage surface, 3/15/21 @ 10:35. Install temporary 0.010-inch slotted screen 16-26 feet below garage surface. Grouted with Type I/II Portland Cement, Capped with 8 inches of Concrete, 3/16/21 @ ~15:30.	
					26			
					27			
					28			
					29			
					30			
					31			
					32			
					33			
					34			
					35			
					36			
					37			
					38			
					39			
					40			


							BORING/WELL ID: SB-06			
PROJECT NAME AND ADDRESS:							Lane Partners 222 E 4th Ave, San Mateo		Project No. 01-LP-001	
BORING LOCATION (AT SITE):							Underground parking garage of Draeger's Market		Logged By: E. Male	
CONTRACTOR AND EQUIPMENT:							Gregg Drilling / Limited Access Ramset Dolly Rig			
SAMPLING METHOD:							Macrocore		MONITORING DEVICE:	
									PID (PPM)	
START DATE / TIME:							3/16/21 @ 7:45		FINISH DATE / TIME:	
									3/16/21 @ 9:55, grouted 3/18/21 @ ~16:40	
FIRST WATER (BGS):							DRY		STABILIZED WATER LEVEL:	
									DRY	
SURFACE ELEVATION:							~12 ft below ground surface		CASING TOP ELEVATION:	
									--	
TOTAL BORING DEPTH(S):							26 ft below garage surface		BORING DIAMETER/DEPTH:	
									2.25 inches to 26 feet below garage surface.	
Time	PID Reading	Water Level	Sample Interval	Recovery (%)	Depth (feet)	Stratigraphy	LITHOLOGIC DESCRIPTION (classification, color, moisture, density, grain size/plasticity, other)		Borehole Construction Details	
7:52	0.3				0		8 inches of Concrete			
					1		6 inches of Gravel Fill (3/4" gravel, sub-angular, clean)			
					2		Clayey SAND with gravel (SC), yellowish brown (10yr 5/8), damp, loose, non-plastic, fine to coarse sand, fine to medium gravels, no odor, (25, 35, 15, 25).			
					3					
8:37					4					
					5					
					6					
					7					
8:35	0.0				8		Clayey SAND with gravel (SC), very pale brown (10yr 7/3), damp, medium stiff, non-plastic, fine to coarse sand, fine to coarse (up to 2") gravels, no odor, (15, 40, 15, 30).			
					9					
8:55	0.0				10					
					11					
8:52	0.0				12		Sandy lean CLAY with gravel (CL), strong brown (7.5yr 4/6), damp, medium stiff, low plasticity, fine to coarse sand, fine gravels (rare 2" gravel), no odor, (20, 25, 15, 40).			
					13					
					14					
9:02	0.0				15					
					16					
					17					
9:25					18					
					19					
9:22	0.0				20		Lean CLAY with sand (CL), light brown (10yr 6/3), damp, medium stiff, low plasticity, fine sand, no odor, (2, 15, 23, 60).			
9:50	0.0									


							BORING/WELL ID: SB-06	
PROJECT NAME AND ADDRESS:			Lane Partners 222 E 4th Ave, San Mateo				Project No. 01-LP-001	
BORING LOCATION (AT SITE):			Underground parking garage of Draeger's Market				Logged By: E. Male	
CONTRACTOR AND EQUIPMENT:			Gregg Drilling / Limited Access Ramset Dolly Rig					
SAMPLING METHOD:			Macrocore		MONITORING DEVICE:		PID (PPM)	
START DATE / TIME:			3/16/21 @ 7:45		FINISH DATE / TIME:		3/16/21 @ 9:55, grouted 3/18/21 @ ~16:40	
FIRST WATER (BGS):			DRY		STABILIZED WATER LEVEL:		DRY	
SURFACE ELEVATION:			~12 ft below ground surface		CASING TOP ELEVATION:		--	
TOTAL BORING DEPTHS(S):			26 ft below garage surface		BORING DIAMETER/DEPTH:		2.25 inches to 26 feet below garage surface.	
Time	PID Reading	Water Level	Sample Interval	Recovery (%)	Depth (feet)	Stratigraphy	LITHOLOGIC DESCRIPTION (classification, color, moisture, density, grain size/plasticity, other)	
10:01					20		Rock Block Sampler, No Recovery 20 to 23 ft below garage surface	
					21			
					22			
					23			
					24			
					25			
					26			
					27			
					28			
					29			
9:57	0.0				23	Lean CLAY with sand (CL), yellowish brown (10yr 5/6), damp, medium stiff, low plasticity, fine to medium sand, fine with rare medium gravels, no odor, (5, 20, 25, 50).	Well Construction Details	
					24			
					25			
					26			
					27			
					28			
					29			
					30			
					31			
					32			
					33			
					26	End of boring (refusal) at 26 feet below garage surface, 3/16/21 @ 9:55. Install temporary 0.010-inch slotted screen 16-26 feet below garage surface. Grouted with Type I/II Portland Cement, Capped with 8 inches of Concrete, 3/18/21 @ ~16:40.		
					27			
					28			
					29			
					30			
					31			
					32			
					33			
					34			
					35			
					36			
					37			
					38			
					39			
					40			


						BORING/WELL ID: SB-07		
PROJECT NAME AND ADDRESS:						Lane Partners 222 E 4th Ave, San Mateo		
BORING LOCATION (AT SITE):						Underground parking garage of Draeger's Market		
CONTRACTOR AND EQUIPMENT:						Gregg Drilling / Limited Access Ramset Dolly Rig		
SAMPLING METHOD:						Macrocore	MONITORING DEVICE:	
START DATE / TIME:						3/17/21 @ ~11:50	FINISH DATE / TIME:	
FIRST WATER (BGS):						DRY	STABILIZED WATER LEVEL:	
SURFACE ELEVATION:						~12 ft below ground surface	CASING TOP ELEVATION:	
TOTAL BORING DEPTH(S):						14 ft below garage surface	BORING DIAMETER/DEPTH:	
						2.25 inches to 14 feet below garage surface.		
Time	PID Reading	Water Level	Sample Interval	Recovery (%)	Depth (feet)	Stratigraphy	LITHOLOGIC DESCRIPTION (classification, color, moisture, density, grain size/plasticity, other)	Borehole Construction Details
11:59	0.0				0		8 inches of Concrete	
					1		6 inches of Gravel Fill (3/4" gravel, sub-angular, clean)	
					2		Clayey SAND with gravel (SC), brown (10yr 5/3), damp, loose, non-plastic, fine to coarse sand, fine to coarse gravels, no odor, (25, 35, 15, 25).	
					3			
13:29	0.0				4			
					5			
13:27					6			
					7		Sandy lean CLAY (CL), dark yellowish brown (10yr 4/6), damp, medium stiff, low plasticity, fine to coarse sand, fine gravels, no odor, (10, 35, 10, 45).	
13:37	0.0				8			
					9			
					10			
13:35	0.0				11			
					12			
13:42	0.0				13		Sandy lean CLAY (CL), brown (10yr 5/3), damp, stiff, low plasticity, fine to coarse sand, fine gravels, no odor, (10, 25, 20, 45).	
					14		End of boring (refusal) at 14 feet below garage surface, 3/17/21 @ 13:40. Install temporary 0.010-inch slotted screen 9-14 feet below garage surface. Grouted with Type I/II Portland Cement, Capped with 8 inches of Concrete, 3/18/21 @ ~16:40.	
					15			
					16			
					17			
					18			
					19			
					20			


						BORING/WELL ID: SB-08		
PROJECT NAME AND ADDRESS:						Lane Partners 222 E 4th Ave, San Mateo		
BORING LOCATION (AT SITE):						Underground parking garage of Draeger's Market		
CONTRACTOR AND EQUIPMENT:						Gregg Drilling / Limited Access Ramset Dolly Rig		
SAMPLING METHOD:						Macrocore	MONITORING DEVICE:	
START DATE / TIME:						3/18/21 @ 9:40	FINISH DATE / TIME:	
FIRST WATER (BGS):						DRY	STABILIZED WATER LEVEL:	
SURFACE ELEVATION:						~12 ft below ground surface	CASING TOP ELEVATION:	
TOTAL BORING DEPTH(S):						26 ft below garage surface	BORING DIAMETER/DEPTH:	
						2.25 inches to 26 feet below garage surface.		
Time	PID Reading	Water Level	Sample Interval	Recovery (%)	Depth (feet)	Stratigraphy	LITHOLOGIC DESCRIPTION (classification, color, moisture, density, grain size/plasticity, other)	Borehole Construction Details
10:00	0.0				0		8 inches of Concrete	
					1		6 inches of Gravel Fill (3/4" gravel, sub-angular, clean)	
					2		Clayey SAND with gravel (SC), brown (10yr 4/3), damp, loose, non-plastic, fine to coarse sand, fine to coarse gravels, no odor, (20, 35, 15, 30).	
					3			
10:28	0.0				4			
					5			
					6			
					7		Sandy lean CLAY (CL), brownish yellow (10yr 6/8), damp, low plasticity, fine to medium sand, fine gravels, no odor, (10, 35, 15, 40).	
10:23					8			
					9			
					10		6" lens of sandy silty CLAY with gravels	
					11		Lean CLAY with sand (CL), strong brown (10yr 5/6), damp, stiff, low plasticity, fine sand, rare fine gravels, no odor, (2, 15, 20, 63).	
10:39					12			
					13			
					14			
					15			
10:51	0.0				16			
					17			
					18		Sandy lean CLAY with gravel (CL), strong brown (10yr 5/6), damp, medium stiff, low plasticity, fine to coarse sand, fine to medium gravels, no odor, (15, 30, 20, 35).	
					19			
11:06	0.0				20			
					21			
11:03	0.0				22			
						No Recovery 20-24 ft		



							BORING/WELL ID: SB-08	
PROJECT NAME AND ADDRESS:				Lane Partners 222 E 4th Ave, San Mateo			Project No. 01-LP-001	
BORING LOCATION (AT SITE):				Underground parking garage of Draeger's Market			Logged By: E. Male	
CONTRACTOR AND EQUIPMENT:				Gregg Drilling / Limited Access Ramset Dolly Rig				
SAMPLING METHOD:				Macrocore		MONITORING DEVICE:		PID (PPM)
START DATE / TIME:				3/18/21 @ 9:40		FINISH DATE / TIME:		3/18/21 @ 11:00, grouted 3/18/21 @ ~16:40
FIRST WATER (BGS):				DRY		STABILIZED WATER LEVEL:		DRY
SURFACE ELEVATION:				~12 ft below ground surface		CASING TOP ELEVATION:		--
TOTAL BORING DEPTH(S):				26 ft below garage surface		BORING DIAMETER/DEPTH:		2.25 inches to 26 feet below garage surface.
Time	PID Reading	Water Level	Sample Interval	Recovery (%)	Depth (feet)	Stratigraphy	LITHOLOGIC DESCRIPTION (classification, color, moisture, density, grain size/plasticity, other)	
11:20	0.0				20		No Recovery in 20 to 24 ft drive, but some loose material collected in 24 to 26 ft drive: Lean CLAY with sand (CL), red brown (10yr 5/6), damp, medium stiff, low plasticity, fine sand, no odor, (0, 15, 30, 55).	
					21			
					22			
					23			
11:13	0.0				24		Sandy CLAY (CL), strong brown (10yr 4/6), damp, stiff, low plasticity, fine to medium sand, fine to medium gravels, (5, 25, 30, 40).	
					25			
					26			
					27			
					28		End of boring at 26 feet below garage surface, 3/18/21 @ 11:00. Grouted with Type I/II Portland Cement, Capped with 8 inches of Concrete, 3/18/21 @ ~16:40.	
29								
30								
31								
32								
33								
34								
35								
36								
37								
38								
39								
					40			


						BORING/WELL ID: SB-09		
PROJECT NAME AND ADDRESS:						Lane Partners 222 E 4th Ave, San Mateo		
BORING LOCATION (AT SITE):						Underground parking garage of Draeger's Market		
CONTRACTOR AND EQUIPMENT:						Gregg Drilling / Limited Access Ramset Dolly Rig		
SAMPLING METHOD:						Macrocore	MONITORING DEVICE:	
START DATE / TIME:						3/16/21 @ 10:20	FINISH DATE / TIME:	
FIRST WATER (BGS):						DRY	STABILIZED WATER LEVEL:	
SURFACE ELEVATION:						~12 ft below ground surface	CASING TOP ELEVATION:	
TOTAL BORING DEPTH(S):						15 ft below garage surface	BORING DIAMETER/DEPTH:	
						2.25 inches to 15 feet below garage surface.		
Time	PID Reading	Water Level	Sample Interval	Recovery (%)	Depth (feet)	Stratigraphy	LITHOLOGIC DESCRIPTION (classification, color, moisture, density, grain size/plasticity, other)	Borehole Construction Details
10:34	0.0				0		8 inches of Concrete	
					1		6 inches of Gravel Fill (3/4" gravel, sub-angular, clean)	
					2		Clayey SAND with gravel (SC), yellow brown (10yr 5/8), damp, loose, non-plastic, fine to coarse sand, fine to coarse gravels, no odor, (25, 35, 15, 25).	
					3			
11:09	0.0				4			
					5			
					6			
					7			
11:04	0.0				8		Sandy lean CLAY (CL), pale brown (10yr 6/3), damp, medium stiff, low plasticity, fine to coarse sand, fine to medium gravels, no odor, (10, 35, 15, 40).	
					9			
					10		Lean CLAY with sand (CL), strong brown (10yr 4/6), damp, medium stiff, low plasticity, fine sand, fine gravels, no odor, (5, 15, 15, 65).	
					11			
11:12	0.0				12			
					13			
					14		[6" lens: clayey GRAVEL with sand (GW), brownish yellow (10yr 6/6), damp, loose, non-plastic, fine to medium sand, fine to coarse gravels, no odor, (50, 25, 10, 15).]	
					15		End of boring (refusal) at 15 feet below garage surface, 3/16/21 @ 11:15. Grouted with Type I/II Portland Cement, Capped with 8 inches of Concrete, 3/16/21 @ ~15:30.	
11:38	0.0				16			
					17			
					18			
					19			
					20			

						BORING/WELL ID: SB-10		
PROJECT NAME AND ADDRESS:						Lane Partners 222 E 4th Ave, San Mateo		
BORING LOCATION (AT SITE):						Underground parking garage of Draeger's Market		
CONTRACTOR AND EQUIPMENT:						Gregg Drilling / Limited Access Ramset Dolly Rig		
SAMPLING METHOD:						Macrocore	MONITORING DEVICE:	
START DATE / TIME:						3/16/21 @ ~13:15	FINISH DATE / TIME:	
FIRST WATER (BGS):						DRY	STABILIZED WATER LEVEL:	
SURFACE ELEVATION:						~12 ft below ground surface	CASING TOP ELEVATION:	
TOTAL BORING DEPTH(S):						25 ft below garage surface	BORING DIAMETER/DEPTH:	
						2.25 inches to 25 feet below garage surface.		
Time	PID Reading	Water Level	Sample Interval	Recovery (%)	Depth (feet)	Stratigraphy	LITHOLOGIC DESCRIPTION (classification, color, moisture, density, grain size/plasticity, other)	Borehole Construction Details
13:52	0.0				0		8 inches of Concrete	
					1		6 inches of Gravel Fill (3/4" gravel, sub-angular, clean)	
					2		Clayey SAND with gravel (SC), yellowish brown (10yr 5/4), damp, loose, non-plastic, fine to coarse sand, fine to coarse gravels, no odor, (25, 35, 15, 25).	
					3			
14:22					4			
					5			
					6		Sandy lean CLAY (CL), yellowish brown (10yr 5/6), damp, medium stiff to stiff (stiffness increases with depth), low to medium plasticity, fine sand, fine gravels, no odor, (5, 25, 15, 55).	
					7			
14:20	0.0				8			
					9			
					10			
					11			
14:34	0.0				12			
					13		Sandy lean CLAY (CL), yellowish brown (10yr 5/6), damp, stiff, low plasticity, fine to medium sand, fine gravels, no odor, (5, 25, 10, 60).	
					14			
					15		Lean CLAY with sand (CL), brown (10yr 5/3), damp, very stiff, low plasticity, fine sand, no odor, (0, 15, 20, 65).	
14:44	0.0				16			
					17		Lean CLAY with sand (CL), yellowish brown (10yr 5/4), damp, low plasticity, fine sand, no odor, (0, 25, 20, 55).	
					18			
					19		4" lens of moist Sandy CLAY	
14:58	0.0				20			

							BORING/WELL ID: SB-10	
PROJECT NAME AND ADDRESS:			Lane Partners 222 E 4th Ave, San Mateo				Project No. 01-LP-001	
BORING LOCATION (AT SITE):			Underground parking garage of Draeger's Market				Logged By: E. Male	
CONTRACTOR AND EQUIPMENT:			Gregg Drilling / Limited Access Ramset Dolly Rig					
SAMPLING METHOD:			Macrocore		MONITORING DEVICE:		PID (PPM)	
START DATE / TIME:			3/16/21 @ ~13:15		FINISH DATE / TIME:		3/16/21 @ 15:50, grouted 3/18/21 @ ~16:40	
FIRST WATER (BGS):			DRY		STABILIZED WATER LEVEL:		DRY	
SURFACE ELEVATION:			~12 ft below ground surface		CASING TOP ELEVATION:		--	
TOTAL BORING DEPTH(S):			25 ft below garage surface		BORING DIAMETER/DEPTH:		2.25 inches to 25 feet below garage surface.	
Time	PID Reading	Water Level	Sample Interval	Recovery (%)	Depth (feet)	Stratigraphy	LITHOLOGIC DESCRIPTION (classification, color, moisture, density, grain size/plasticity, other)	
15:19	0.0				20		Lean CLAY with sand (CL), brown (10yr 5/3), moist, soft, low-med plasticity, fine sand, fine gravels, no odor, (2, 20, 15, 63).	
					21			
15:15					22		[6" lens: lean CLAY with sand (CL), brown (10yr 5/3), moist, soft, low plasticity, fine sand, fine gravels (2, 15, 20, 63).]	
					23			
					24		Sandy lean CLAY (CL), brownish yellow (10yr 6/6), damp, very stiff, low plasticity, fine sand, fine gravels, no odor, (5, 25, 10, 60).	
					25		End of boring (refusal) at 25 feet below garage surface, 3/16/21 @ 15:50.	
					26		Install temporary 0.010-inch slotted screen 15-25 feet below garage surface.	
					27		Grouted with Type I/II Portland Cement, Capped with 8 inches of Concrete, 3/18/21 @ ~16:40.	
					28			
					29			
					30			
					31			
					32			
					33			
					34			
					35			
					36			
					37			
					38			
					39			
					40			

						BORING/WELL ID: SB-11		
PROJECT NAME AND ADDRESS:						Lane Partners 222 E 4th Ave, San Mateo		
BORING LOCATION (AT SITE):						Underground parking garage of Draeger's Market		
CONTRACTOR AND EQUIPMENT:						Gregg Drilling / Limited Access Ramset Dolly Rig		
SAMPLING METHOD:						Macrocore	MONITORING DEVICE:	
START DATE / TIME:						3/17/21 @ 7:30	FINISH DATE / TIME:	
FIRST WATER (BGS):						40.5 ft below garage surface	STABILIZED WATER LEVEL:	
SURFACE ELEVATION:						~12 ft below ground surface	CASING TOP ELEVATION:	
TOTAL BORING DEPTH(S):						43 ft below garage surface	BORING DIAMETER/DEPTH:	
						2.25 inches to 43 feet below garage surface.		
Time	PID Reading	Water Level	Sample Interval	Recovery (%)	Depth (feet)	Stratigraphy	LITHOLOGIC DESCRIPTION (classification, color, moisture, density, grain size/plasticity, other)	Borehole Construction Details
7:50	0.0		Hand Auger to 5 ft		0		8 inches of Concrete	
					1		6 inches of Gravel Fill (3/4" gravel, sub-angular, clean)	
					2		Clayey SAND with gravel (SC), dark yellow-brown (10yr 5/8), damp, loose, non-plastic, fine to coarse sand, fine to coarse gravels, no odor, (25, 35, 15, 25).	
					3			
4								
5								
8:42	0.0				6			
					7			
8:51	0.0				8			
					9			
8:49	0.0				10			
					11			
9:05	0.0				12			
					13			
8:59	0.0				14			
					15			
9:16	0.0				16			
					17			
9:12	0.0				18			
					19			
9:22	0.0				20			

						BORING/WELL ID: SB-11		
PROJECT NAME AND ADDRESS:			Lane Partners 222 E 4th Ave, San Mateo			Project No. 01-LP-001		
BORING LOCATION (AT SITE):			Underground parking garage of Draeger's Market			Logged By: E. Male		
CONTRACTOR AND EQUIPMENT:			Gregg Drilling / Limited Access Ramset Dolly Rig					
SAMPLING METHOD:			Macrocore		MONITORING DEVICE:		PID (PPM)	
START DATE / TIME:			3/17/21 @ 7:30		FINISH DATE / TIME:		3/17/21 @ 10:56, grouted 3/18/21 @ ~16:40	
FIRST WATER (BGS):			40.5 ft below garage surface		STABILIZED WATER LEVEL:		16.8 ft below garage surface	
SURFACE ELEVATION:			~12 ft below ground surface		CASING TOP ELEVATION:		--	
TOTAL BORING DEPTH(S):			43 ft below garage surface		BORING DIAMETER/DEPTH:		2.25 inches to 43 feet below garage surface.	
Time	PID Reading	Water Level	Sample Interval	Recovery (%)	Depth (feet)	Stratigraphy	LITHOLOGIC DESCRIPTION (classification, color, moisture, density, grain size/plasticity, other)	Well Construction Details
9:20	0.0				20		As above: Sandy lean CLAY (CL), yellowish brown (10yr 5/4), damp, stiff, low plasticity, fine to medium sand, fine to medium gravels, no odor, (10, 30, 15, 45).	
					21			
					22		Lean CLAY with sand (CL), brown (7.5yr 4/4), damp, soft (interbedded with stiff material), medium plasticity, fine sand, no odor, (0, 15, 15, 70).	
9:41	0.0				23		Lean CLAY with sand (CL), pale brown (10yr 6/3), damp, soft (interbedded with stiff material), low plasticity, fine to medium sand, no odor, (0, 25, 15, 60).	
					24			
9:35	0.0				25			
					26			
	0.0				27			
					28		No Recovery from 27 to 31 ft below garage surface	
					29			
					30			
					31			
10:12					31		Lean CLAY (CL), dark yellow brown (10yr 4/4), damp, stiff, low-medium plasticity, fine sand, no odor, (0, 5, 10, 85).	
	0.0				32		Sandy lean CLAY (CL), yellowish brown (10yr 5/8), damp, medium stiff, low plasticity, fine to medium sand, fine gravel, rare coarse gravel, no odor, (5, 25, 20, 50).	
10:07					33			
	0.0				34			
10:33					35		Lean CLAY (CL), yellowish brown (10yr 5/8), damp, medium stiff, low to medium plasticity, fine sand, no odor, (0, 15, 20, 65).	
	0.0				36		Lean CLAY with sand (CL), yellowish brown (10yr 5/8), damp, medium stiff, low plasticity, fine sand, fine gravel, no odor, (10, 25, 20, 45).	
10:47					37		Lean CLAY with sand (CL), mottled light grey (10yr 7/1) and pale brown (10yr 6/3), damp, medium stiff, low plasticity, fine sand, rare fine gravel, no odor, (2, 15, 25, 58).	
					38			
11:10	0.0				39		Lean CLAY (CL), brown (10yr 5/3), damp, medium stiff, low to medium plasticity, fine sand, no odor, (0, 10, 10, 80).	
					40			

						BORING/WELL ID: SB-11	
PROJECT NAME AND ADDRESS:			Lane Partners 222 E 4th Ave, San Mateo			Project No. 01-LP-001	
BORING LOCATION (AT SITE):			Underground parking garage of Draeger's Market			Logged By: E. Male	
CONTRACTOR AND EQUIPMENT:			Gregg Drilling / Limited Access Ramset Dolly Rig				
SAMPLING METHOD:			Macrocore		MONITORING DEVICE:		PID (PPM)
START DATE / TIME:			3/17/21 @ 7:30		FINISH DATE / TIME:		3/17/21 @ 10:56, grouted 3/18/21 @ ~16:40
FIRST WATER (BGS):			40.5 ft below garage surface		STABILIZED WATER LEVEL:		16.8 ft below garage surface
SURFACE ELEVATION:			~12 ft below ground surface		CASING TOP ELEVATION:		--
TOTAL BORING DEPTH(S):			43 ft below garage surface		BORING DIAMETER/DEPTH:		2.25 inches to 43 feet below garage surface.
Time	PID Reading	Water Level	Sample Interval	Recovery (%)	Depth (feet)	Stratigraphy	LITHOLOGIC DESCRIPTION (classification, color, moisture, density, grain size/plasticity, other)
11:07	0.0				40		as above: Lean CLAY (CL), brown (10yr 5/3), damp, med stiff, low- med plasticity, fine sand, no odor, (0, 10, 10, 80).
					41		Sandy lean CLAY (CL), brown (10yr 5/3), WET, low plasticity, fine-coarse sand, fine gravels, no odor, (10, 25, 30, 35).
							Lean CLAY w/ sand (CL), strong brown (7.5yr 4/6), damp, stiff, low plasticity, f sand, f gravels, no odor, (2, 15, 25, 58).
					42		Sandy lean CLAY (CL), brown (10yr 5/3), WET, low plasticity, fine-coarse sand, fine gravels, no odor, (10, 25, 30, 35).
	0.0						Lean CLAY with sand (CL), strong brown (7.5yr 4/6), damp, stiff, low plasticity, fine sand, rare fine gravels, no odor, (2, 15, 25, 58).
					43		End of boring at 43 feet below garage surface, 3/17/21 @ 10:56.
					44		Install temporary 0.010-inch slotted screen 33-43 feet below garage surface.
							Grouted with Type I/II Portland Cement, Capped with 8 inches of Concrete, 3/18/21 @ ~16:40.
					45		
					46		
					47		
					48		
					49		
					50		
					51		
					52		
					53		
				54			
				55			
				56			
				57			
				58			
				59			
				60			
							Well Construction Details

APPENDIX C
Field Data Sheets

Project and Task Number: 01-LP-001		Date: 8-15-21	
Project Name: LANE PARTNERS		Field Activity: SOIL BORINGS	
Location: 222 E 4th St		Weather: OVERCAST, INSIDE	

PERSONNEL			
Name	Company	Time In	Time Out
ERIN MALE	RMD	700	1630
ARMANDO ROMO	Gregg	700	1100
RODRIGO CANO	Gregg	700	1630
Rob Osborne	OSBORNE	700	1630

PERSONAL SAFETY CHECKLIST					
X	Steel Toe Boots	X	Hi-Viz Safety Vest	X	Hard Hat
	Protective Gloves		Safety Glasses		Respirator
	Tyvek Coveralls		Other: EAR PLUGS		

DRUM ID	DESCRIPTION OF CONTENTS AND QUANTITY	LOCATION

TIME	DESCRIPTION OF WORK PERFORMED
700	ONSITE, Gregg + Osborne onsite
715	H+S meeting
740	SET UP CORE SB-05
745	BEGIN CORING SB-05, AND CENTER BORING, WAIT FOR OIL TO
815	HAND AUGER SB-05 (APPROVE CORNERS)
850	SET UP DOLLY 14G 850-930 OR ON SITE
1015	STILL DRY @ 23' go to 26'
1015	MICHAEL HW A.M. @ DRAEGER CHECKED IN
	Will discuss PARKING EOD
1035	TD=26' SB-05 SET CASING
1100	SET UP on SB-01, BOB FINISH CORING
1115	MALEIC ABDELHALIM, Loss Prevention will block PARKING SPOTS
1100	BEGIN HAND AUGER
1235	REFUSAL @ 12:35, TD = 26'
1300-1330	LUNCH BREAK
1330	HAND AUGER SB-01
1545	SCREEN SET, Clean up
1630	OFFSITE



GREGG DRILLING, LLC

Project Field Bill

Today's Date: 03-15-21

950 Howe Road, Martinez, CA 94553
Ph: (925) 313-5800 www.greggdrilling.com

COMPANY NAME RMD Environmental Solutions, Inc.
SITE NAME Draeger's Market
ADDRESS 222 East 4th St
CROSS STREET
CITY San Mateo
PROJECT MANAGER Kirsten Duey

GDT JOB NUMBER D2214022
JOB START DATE 3/15/2021
JOB END DATE 3/18/2021
START TIME 7AM
EQUIPMENT Ramset S194
DRILLER/STAFF Armando *Torres*
HELPER Cesar

Rodriguez Cano

ITEM	UNITS	QUANTITY	
RIG NO./TYPE <i>Ramset/S194</i>	HOUR	<i>3.5</i>	
MOB-DEMOB-TRAVEL/SERVICE RUN	HOUR	<i>3.5</i>	
PER DIEM	MAN/NGT		
PREMIUM TIME	MAN/HR		
ADDITIONAL TECHNICIAN	HOUR		
STANDBY/MOVE TIME	HOUR		
STEAM CLEANING AT YARD	DAY	<i>1</i>	
GROUT PUMP/STEAM CLEANER	DAY		
MUD SYSTEM	DAY		
FORKLIFT/BOBCAT/LOADER	DAY		
WATER TRUCK TENDER	DAY		
SERVICE TRUCK	DAY		
LIFTGATE TRUCK	DAY		
CONST./HAND AUGER CREW (2 men)	HOUR		
CONCRETE CORING DIA.	EACH		
GR. E. UPGRADE TIME	HOUR		
CORING #	DEPTH	INTERVAL/TYPE OF SAMPLING	SIZE OF WELL
<i>1</i>	<i>26'</i>	<i>Cont- Soil Sample</i>	
<i>1</i>	<i>26'</i>		
<i>1</i>	<i>26'</i>	<i>↓</i>	
<i>(Using Ramset Equipment)</i>			

ITEMS	UNITS	QUANTITY
SEISMIC CPT (Interval Test)	TEST	
UVOST RENTAL	DAY	
BACKFILL TEST LOCATIONS	FOOT	
BENTONITE CHIPS	BAG	
BENTONITE PELLETS	PAIL	
BENTONITE DRILL MUD	BAG	
BENTONITE GROUT	BAG	
FILTER SAND	BAG	
ASPHALT PATCH	BAG	
READY-MIX CONCRETE	BAG	
PORTLAND CEMENT/QUICK SET	BAG	
WOOD PLUGS	EACH	
DISPOSABLE BAILERS	EACH	
PVC CASING <i>3/4" 2" 4" OTHER</i>	FOOT	<i>70'</i>
PVC SCREEN <i>3/4" 2" 4" OTHER</i>	FOOT	<i>15'</i>
THREADED FITTINGS <i>3/4" 2" 4" OTHER</i>	EACH	<i>3</i>
SLIP FITTINGS <i>3/4" 2" 4" OTHER</i>	EACH	<i>3</i>
LOCKING CAPS <i>2" 4" OTHER</i>	EACH	
MONITORING WELL BOX (WATERTIGHT)	EACH	
ANODIZED STAND PIPE / BOLLARDS	EACH	
GROUNDWATER SAMPLE CONSUMABLES	EACH	
1/4", 1/2" TUBING	FOOT	
DISPOSABLE TIPS	EACH	
SAMPLE RINGS & CAPS <i>MC LINEAR</i>	EACH	<i>18</i>
55-GALLON DRUM	EACH	
OTHER		

Section 13751 through 13754 of the California Water Code requires that a report be filed for every groundwater well installation or abandonment. If the client does not elect to submit this report, Gregg Drilling, LLC will complete the appropriate paperwork for a \$20 fee per well.

Client to complete ☐ GD to complete ☐

The named parties are hereby notified that if charges for above labor, services, equipment or materials furnished or to be furnished are not paid for in full, the improved property referred to above may be subject to mechanics lien (per Section 1181, et. seq. to the California Code of Civil Procedure) and construction funds are subject to "Stop notice" action (per Section 1190.1, California Code of Civil Procedure).

TERMS: NET 30 days. 1.5% per month finance charge on accounts 30 days past due. The undersigned accepts the terms as stated above for services rendered.

Project Name: 01-LP-001 P.O./Task # _____

Signature of Field Representative *[Signature]*

Printed Name FRAN MATE Date 3-15-21

WE CAN ASSUME NO RESPONSIBILITY FOR DAMAGE OF UNDERGROUND UTILITIES. In the event of adverse and/or hazardous drilling conditions, client will be informed if rate changes and/or responsibility for replacement of lost of damaged equipment. Minimum call \$1200. Also applicable to cancellations within 24 hrs. of scheduled start.

USA Clearance No. _____

Project and Task Number: DI-LP-001 TASK	Date: 3-16-21
Project Name: LAKE PARTNERS	Field Activity: SOIL BORINGS
Location: 222 E 4TH ST, SAN PABLO	Weather: OVERCAST, INSIDE

PERSONNEL

Name	Company	Time In	Time Out
ERIN MALE	KMID	700	
ARMANDO TORRES	GREGG	700	
RODRIGO CANO	GREGG	700	

PERSONAL SAFETY CHECKLIST

<input checked="" type="checkbox"/>	Steel Toe Boots	<input checked="" type="checkbox"/>	Hi-Viz Safety Vest	<input checked="" type="checkbox"/>	Hard Hat
<input checked="" type="checkbox"/>	Protective Gloves		Safety Glasses		Respirator
	Tyvek Coveralls		Other:		

DRUM ID	DESCRIPTION OF CONTENTS AND QUANTITY	LOCATION

TIME	DESCRIPTION OF WORK PERFORMED
700	ONSITE, HAS MEETING
710	MEASURE WATER LEVELS, ALL DRY
740	BEGIN HAND AUGER SB-00 Dry @ 1021
1000	FINISH SB-00 SET CAGING, MOVE TO SB-09
1020	BEGIN HAND AUGER SB-09
1130	REFUSAL @ 15FT SB-9, TRY TO RESET ANCHORS AND RE-ATTEMPT
1149	POWER PACK FOR 104MSET HAVE MECHANICAL ISSUES
1200	2nd ATTEMPT, Refusal @ 15FT
1215	JOHN FROM ROCKRIDGE P/U GEOTECH SAMPLES FROM SB-01, SB-04, SB-05, SB-06, SB-09
1217	SET UP ON SB-10
1230-1315	LUNCH
1315	START SB-10
1400	CALL w/ KIAN ATKINSON GROUT Inspector:
	1) OK TO GROUT SB-01, SB-05, SB-09, freefall ok
	2) VARIANCE ON SB-04 APPROVED
1523	Cleanup and GROUT SB-09, SB-01, SB-05
	SB-09: SB-05: SB-01
	6 gallons WATER 7 gal 7 gal
	2 BAGS of Cement 2 1/2 Bags 1 2B
	PORTLAND CEMENT
	TYPE I/II 471B

DAILY FIELD RECORD

Page of

Date:

Project and Task Number:

01-CIR-001

[illegible]



GREGG DRILLING, LLC

Project Field Bill

Todays Date: 03-16-21

950 Howe Road, Martinez, CA 94553
Ph: (925) 313-5800 www.greggdrilling.com

COMPANY NAME RMD Environmental Solutions, Inc.
SITE NAME Draeger's Market
ADDRESS 222 East 4th St
CROSS STREET
CITY San Mateo
PROJECT MANAGER Kirsten Duey

GDT JOB NUMBER D2214022
JOB START DATE 3/15/2021
JOB END DATE 3/18/2021
START TIME 7AM
EQUIPMENT Ramset S194
DRILLER/STAFF Armando *Torres*
HELPER Cesar *Rodriguez*

ITEM	UNITS	QUANTITY	
RIG NO./TYPE	HOUR	9	
MOB-DEMOB-TRAVEL/SERVICE RUN	HOUR	35	
PER DIEM	MAN/NGT		
PREMIUM TIME	MAN/HR		
ADDITIONAL TECHNICIAN	HOUR		
STANDBY/MOVE TIME	HOUR		
STEAM CLEANING AT YARD	DAY	1	
GROUT PUMP/STEAM CLEANER	DAY		
MUD SYSTEM	DAY		
FORKLIFT/BOBCAT/LOADER	DAY		
WATER TRUCK TENDER	DAY		
SERVICE TRUCK	DAY		
LIFTGATE TRUCK	DAY		
CONST./HAND AUGER CREW (2 men)	HOUR		
CONCRETE CORING DIA.	EACH		
P.P.E. UPGRADE TIME	HOUR		
DRILLING #	DEPTH	INTERVAL/TYPE OF SAMPLING	SIZE OF WELL
1	26	Cont Soil Samples	
1	25		
1	15		
(Using Rammed Equipment)			
Grout 3 LOCATIONS.			

ITEMS	UNITS	QUANTITY
SEISMIC CPT (Interval Test)	TEST	
UVOST RENTAL	DAY	
BACKFILL TEST LOCATIONS	FOOT	
BENTONITE CHIPS	BAG	
BENTONITE PELLETS	PAIL	
BENTONITE DRILL MUD	BAG	
BENTONITE GROUT	BAG	
FILTER SAND	BAG	
ASPHALT PATCH	BAG	
READY-MIX CONCRETE	BAG	
PORTLAND CEMENT/QUICK SET	BAG	6
WOOD PLUGS	EACH	
DISPOSABLE BAILERS	EACH	
PVC CASING 3/4" 2" 4" OTHER	FOOT	45'
PVC SCREEN 3/4" 2" 4" OTHER	FOOT	10'
THREADED FITTINGS 3/4" 2" 4" OTHER	EACH	2
SLIP FITTINGS 3/4" 2" 4" OTHER	EACH	
LOCKING CAPS 2" 4" OTHER	EACH	
MONITORING WELL BOX (WATERTIGHT)	EACH	
ANODIZED STAND PIPE / BOLLARDS	EACH	
GROUNDWATER SAMPLE CONSUMABLES	EACH	
1/4", 1/2" TUBING	FOOT	
DISPOSABLE TIPS	EACH	
SAMPLE RINGS & CAPS MC LINER	EACH	15
55-GALLON DRUM	EACH	
OTHER		

Section 13751 through 13754 of the California Water Code requires that a report be filed for every groundwater well installation or abandonment. If the client does not elect to submit this report, Gregg Drilling, LLC will complete the appropriate paperwork for a \$20 fee per well.

Client to complete ☐ GD to complete ☐

The named parties are hereby notified that if charges for above labor, services, equipment or materials furnished or to be furnished are not paid for in full, the improved property referred to above may be subject to mechanics lien (per Section 1181, et. seq. to the California Code of Civil Procedure) and construction funds are subject to "Stop notice" action (per Section 1190.1, California Code of Civil Procedure).

TERMS: NET 30 days. 1.5% per month finance charge on accounts 30 days past due. The undersigned accepts the terms as stated above for services rendered.

Project Name: LAKE PARTNER P.O./Task #: 01-LP-001

Signature of Field Representative [Signature]

Printed Name ERIN MALE Date 3/16/21

WE CAN ASSUME NO RESPONSIBILITY FOR DAMAGE OF UNDERGROUND UTILITIES. In the event of adverse and/or hazardous drilling conditions, client will be informed if rate changes and/or responsibility for replacement of lost of damaged equipment. Minimum call \$1200. Also applicable to cancellations within 24 hrs. of scheduled start.

USA Clearance No. _____



GREGG DRILLING, LLC

Project Field Bill

Todays Date: 03-17-21

950 Howe Road, Martinez, CA 94553
Ph: (925) 313-5800 www.greggdrilling.com

COMPANY NAME RMD Environmental Solutions, Inc.
SITE NAME Draeger's Market
ADDRESS 222 East 4th St
CROSS STREET
CITY San Mateo
PROJECT MANAGER Kirsten Duey

GDT JOB NUMBER D2214022
JOB START DATE 3/15/2021
JOB END DATE 3/18/2021
START TIME 7AM
EQUIPMENT Ramset S194
DRILLER/STAFF Armando Torro
HELPER Cesar
Rodrigo Cano

ITEM	UNITS	QUANTITY	
RIG NO./TYPE Ramset	HOURL	9.5	
MOB-DEMOB-TRAVEL/SERVICE RUN	HOURL	3.5	
PER DIEM	MAN/NGT		
PREMIUM TIME	MAN/HR		
ADDITIONAL TECHNICIAN	HOURL		
STANDBY/MOVE TIME	HOURL		
STEAM CLEANING AT YARD	DAY	1	
GROUT PUMP/STEAM CLEANER	DAY		
MUD SYSTEM	DAY		
FORKLIFT/BOBCAT/LOADER	DAY		
WATER TRUCK TENDER	DAY		
SERVICE TRUCK	DAY		
LIFTGATE TRUCK	DAY		
CONST./HAND AUGER CREW (2 men)	HOURL		
CONCRETE CORING DIA.	EACH		
P.P.E. UPGRADE TIME	HOURL		
BORING #	DEPTH	INTERVAL/TYPE OF SAMPLING	SIZE OF WELL
1	43'	Cont. Soil Samples	
1	32'		
1	14'	✓	

ITEMS	UNITS	QUANTITY
SEISMIC CPT (Interval Test)	TEST	
UVOST RENTAL	DAY	
BACKFILL TEST LOCATIONS	FOOT	
BENTONITE CHIPS	BAG	
BENTONITE PELLETS	PAIL	
BENTONITE DRILL MUD	BAG	
BENTONITE GROUT	BAG	
FILTER SAND	BAG	
ASPHALT PATCH	BAG	
READY-MIX CONCRETE	BAG	
PORTLAND CEMENT/QUICK SET	BAG	
WOOD PLUGS	EACH	
DISPOSABLE BAILERS	EACH	
PVC CASING 3/4" 2" 4" OTHER	FOOT	70'
PVC SCREEN 3/4" 2" 4" OTHER	FOOT	10'
THREADED FITTINGS 3/4" 2" 4" OTHER	EACH	3
SLIP FITTINGS 3/4" 2" 4" OTHER	EACH	
LOCKING CAPS 2" 4" OTHER	EACH	
MONITORING WELL BOX (WATERTIGHT)	EACH	
ANODIZED STAND PIPE / BOLLARDS	EACH	
GROUNDWATER SAMPLE CONSUMABLES	EACH	
1/4", 1/2" TUBING	FOOT	
DISPOSABLE TIPS	EACH	
SAMPLE RINGS & CAPS MC LINERS	EACH	18
55-GALLON DRUM	EACH	
OTHER		

Section 13751 through 13754 of the California Water Code requires that a report be filed for every groundwater well installation or abandonment. If the client does not elect to submit this report, Gregg Drilling, LLC will complete the appropriate paperwork for a \$20 fee per well.

Client to complete ☐ GD to complete ☐

The named parties are hereby notified that if charges for above labor, services, equipment or materials furnished or to be furnished are not paid for in full, the improved property referred to above may be subject to mechanics lien (per Section 1181, et. seq. to the California Code of Civil Procedure) and construction funds are subject to "Stop notice" action (per Section 1190.1, California Code of Civil Procedure).

TERMS: NET 30 days. 1.5% per month finance charge on accounts 30 days past due. The undersigned accepts the terms as stated above for services rendered.

Project Name: LAKE PARTNERS P.O./Task # 01-LP-001

Signature of Field Representative [Signature]

Printed Name ERIN MUE Date 3-17-21

WE CAN ASSUME NO RESPONSIBILITY FOR DAMAGE OF UNDERGROUND UTILITIES. In the event of adverse and/or hazardous drilling conditions, client will be informed if rate changes and/or responsibility for replacement of lost of damaged equipment. Minimum call out \$1200. Also applicable to cancellations within 24 hrs. of scheduled start.

USA Clearance No. _____

Project and Task Number: 01-LP-001		Date: 3-18-21	
Project Name: LANE PARTNERS		Field Activity: Soil BORINGS	
Location: 222 E 4th St		Weather: OVERCAST, INSIDE GARAGE	

PERSONNEL			
Name	Company	Time In	Time Out
ERIN MALE	RMD	700	1750
ARMANDO TORRES	GREGG	700	1750
RODRIGO RANO	GREGG	700	1750

PERSONAL SAFETY CHECKLIST					
<input checked="" type="checkbox"/>	Steel Toe Boots	<input checked="" type="checkbox"/>	Hi-Viz Safety Vest	<input checked="" type="checkbox"/>	Hard Hat
<input checked="" type="checkbox"/>	Protective Gloves	<input checked="" type="checkbox"/>	Safety Glasses	<input checked="" type="checkbox"/>	Respirator
<input checked="" type="checkbox"/>	Tyvek Coveralls	<input checked="" type="checkbox"/>	Other:	<input checked="" type="checkbox"/>	

DRUM ID	DESCRIPTION OF CONTENTS AND QUANTITY	LOCATION
#1	SOIL CUTTINGS - 1 FULL DRUM	BOTTOM of RAMP, near "ELEVATOR EQUIPMENT" Door
	IDW-SOIL 3/18/21 13:15, UNSATURATED 3/18/21 13:15	

TIME	DESCRIPTION OF WORK PERFORMED
700	ONSITE, H+S MEETING
730	SETUP TO HAND AUGER SB-03
750	MEASURE WATER LEVELS: SB-11 = 16.8 ALL OTHERS
	SB-02 DTW = 21.7 DRY
900	REFUSAL @ SB-03, 16ft, PACK UP + MAP TO SB-08
940	BEGIN HAND AUGER SB-08, TD = 26ft
1145	MEASURE WATER Level @ SB-02 DTW = 19.7
1145-1215	LUNCH
1230	SECOND SLAB ENCOUNTERED @ SB-12, ABANDON HOLE
1300	Prep for GRouting + GW SAMPLING
	Freefall DRY BORINGS, TREMIE SB-02 + SB-11, HAND MIX GRout
	→ ADD LAYER of DRY PORTLAND TO Prep for concrete CAP
	SB-04 0 SB-06 0 SB-10 SB-07 SB-03 SB-02
	1 1/2 BAG 1 1/2 BAG 1 1/2 BAG 1 BAG 1 1/2 BAG 1 1/2 BAG
	6 GAL 7 GAL 6 gal 4 gal 5 gal 6 gal
1400	PACE PICK UP SAMPLES
1455	Jon @ Rockledge Pick up Samples
1511	PATCH CONCRETE HOLES (ALLOW WATER MORE TIME) DTW SB-02 = 19.7
	TRIP BLANK 3-18-21 1650
1600	DTW = 19.7 @ SB-02
1600	SAMPLE SB-02 (slightly cloudy Brn) + SB-11 (clear)



GREGG DRILLING, LLC

Project Field Bill

Todays Date:

03-18-21

950 Howe Road, Martinez, CA 94553
Ph: (925) 313-5800 www.greggdrilling.com

COMPANY NAME RMD Environmental Solutions, Inc.
SITE NAME Draeger's Market
ADDRESS 222 East 4th St
CROSS STREET
CITY San Mateo
PROJECT MANAGER Kirsten Duey

GDT JOB NUMBER D2214022
JOB START DATE 3/15/2021
JOB END DATE 3/18/2021
START TIME 7AM
EQUIPMENT Ramset S194
DRILLER/STAFF Armando Torres
HELPER Cesar
 Rodrigo Cano

ITEM	UNITS	QUANTITY
RIG NO./TYPE <i>Ramset</i>	HOURL	<i>11</i>
MOB-DEMOB-TRAVEL/SERVICE RUN	HOURL	<i>30.5</i>
PER DIEM	MAN/NGT	
PREMIUM TIME	MAN/HR	
ADDITIONAL TECHNICIAN	HOURL	
STANDBY/MOVE TIME	HOURL	
STEAM CLEANING AT YARD	DAY	<i>1</i>
GROUT PUMP/STEAM CLEANER	DAY	
MUD SYSTEM	DAY	
FORKLIFT/BOBCAT/LOADER	DAY	
WATER TRUCK TENDER	DAY	
SERVICE TRUCK	DAY	
LIFTGATE TRUCK	DAY	
CONST./HAND AUGER CREW (2 men)	HOURL	
CONCRETE CORING DIA.	EACH	
P.P.E. UPGRADE TIME	HOURL	
BORING #	DEPTH	INTERVAL/TYPE OF SAMPLING
<i>1</i>	<i>26'</i>	<i>Cont-Soil Samples</i>
<i>1</i>	<i>16'</i>	<i>Cont-Soil Samples</i>
<i>Took water Samples in 2 locations Groot up 11 Holes & Concrete them</i>		

ITEMS	UNITS	QUANTITY
SEISMIC CPT (Interval Test)	TEST	
UVOST RENTAL	DAY	
BACKFILL TEST LOCATIONS	FOOT	
BENTONITE CHIPS	BAG	
BENTONITE PELLETS	PAIL	
BENTONITE DRILL MUD	BAG	
BENTONITE GROUT	BAG	
FILTER SAND	BAG	
ASPHALT PATCH	BAG	
READY-MIX CONCRETE	BAG	
PORTLAND CEMENT/QUICK SET	BAG	<i>15/4</i>
WOOD PLUGS	EACH	
DISPOSABLE BAILERS	EACH	
PVC CASING 3/4" 2" 4" OTHER	FOOT	
PVC SCREEN 3/4" 2" 4" OTHER	FOOT	
THREADED FITTINGS 3/4" 2" 4" OTHER	EACH	
SLIP FITTINGS 3/4" 2" 4" OTHER	EACH	
LOCKING CAPS 2" 4" OTHER	EACH	
MONITORING WELL BOX (WATERTIGHT)	EACH	
ANODIZED STAND PIPE / BOLLARDS	EACH	
GROUNDWATER SAMPLE CONSUMABLES	EACH	
1/4", 1/2" TUBING	FOOT	
DISPOSABLE TIPS	EACH	
SAMPLE RINGS & CAPS <i>me Liners</i>	EACH	<i>9</i>
55-GALLON DRUM	EACH	
OTHER		

Section 13751 through 13754 of the California Water Code requires that a report be filed for every groundwater well installation or abandonment. If the client does not elect to submit this report, Gregg Drilling, LLC will complete the appropriate paperwork for a \$20 fee per well.

Client to complete ☐ GD to complete ☐

The named parties are hereby notified that if charges for above labor, services, equipment or materials furnished or to be furnished are not paid for in full, the improved property referred to above may be subject to mechanics lien (per Section 1181, et. seq. to the California Code of Civil Procedure) and construction funds are subject to "Stop notice" action (per Section 1190.1, California Code of Civil Procedure).

TERMS: NET 30 days. 1.5% per month finance charge on accounts 30 days past due. The undersigned accepts the terms as stated above for services rendered.

Project Name: *LANE PARTNERS* P.O./Task # *01-LP-001*

Signature of Field Representative *[Signature]*

Printed Name *ERIN MAY* Date *3-18-21*

WE CAN ASSUME NO RESPONSIBILITY FOR DAMAGE OF UNDERGROUND UTILITIES. In the event of adverse and/or hazardous drilling conditions, client will be informed if rate changes and/or responsibility for replacement of lost of damaged equipment. Minimum call out \$1200. Also applicable to cancellations within 24 hrs. of scheduled start.

USA Clearance No. _____

APPENDIX D
Laboratory Analytical Reports

RMD Environmental - Walnut Creek, CA

Sample Delivery Group: L1327778
Samples Received: 03/17/2021
Project Number: 01-LP-001 TASK 2
Description: Lane Partners

Report To: Erin Male
1371 Oakland Blvd.
Suite 200
Walnut Creek, CA 94596

Entire Report Reviewed By:



Jared Starkey
Project Manager

Results relate only to the items tested or calibrated and are reported as rounded values. This test report shall not be reproduced, except in full, without written approval of the laboratory. Where applicable, sampling conducted by Pace Analytical National is performed per guidance provided in laboratory standard operating procedures ENV-SOP-MTJL-0067 and ENV-SOP-MTJL-0068. Where sampling conducted by the customer, results relate to the accuracy of the information provided, and as the samples are received.

Pace Analytical National12065 Lebanon Rd Mount Juliet, TN 37122 615-758-5858 800-767-5859 www.pacenational.com

TABLE OF CONTENTS

Cp: Cover Page	1
Tc: Table of Contents	2
Ss: Sample Summary	3
Cn: Case Narrative	4
Ds: Detection Summary	5
Sr: Sample Results	6
SB-01-COMP L1327778-01	6
SB-04-COMP L1327778-02	8
SB-05-COMP L1327778-03	10
Qc: Quality Control Summary	12
Total Solids by Method 2540 G-2011	12
Volatile Organic Compounds (GC) by Method 8015	13
Volatile Organic Compounds (GC/MS) by Method 8260B	14
Semi-Volatile Organic Compounds (GC) by Method 8015	21
Gl: Glossary of Terms	22
Al: Accreditations & Locations	23
Sc: Sample Chain of Custody	24

¹ Cp
² Tc
³ Ss
⁴ Cn
⁵ Ds
⁶ Sr
⁷ Qc
⁸ Gl
⁹ Al
¹⁰ Sc

SAMPLE SUMMARY

SB-01-COMP L1327778-01 Solid

Collected by
Erin Male

Collected date/time
03/15/21 00:00

Received date/time
03/17/21 11:00

Method	Batch	Dilution	Preparation date/time	Analysis date/time	Analyst	Location
Total Solids by Method 2540 G-2011	WG1636652	1	03/18/21 16:43	03/18/21 17:02	KDW	Mt. Juliet, TN
Volatile Organic Compounds (GC) by Method 8015	WG1637800	1	03/18/21 08:43	03/20/21 14:35	BMB	Mt. Juliet, TN
Volatile Organic Compounds (GC/MS) by Method 8260B	WG1637263	1	03/18/21 08:43	03/19/21 10:44	ACG	Mt. Juliet, TN
Volatile Organic Compounds (GC/MS) by Method 8260B	WG1639065	1	03/18/21 08:43	03/23/21 21:23	TPR	Mt. Juliet, TN
Semi-Volatile Organic Compounds (GC) by Method 8015	WG1636135	1	03/18/21 14:15	03/18/21 18:50	TJD	Mt. Juliet, TN



SB-04-COMP L1327778-02 Solid

Collected by
Erin Male

Collected date/time
03/15/21 00:00

Received date/time
03/17/21 11:00

Method	Batch	Dilution	Preparation date/time	Analysis date/time	Analyst	Location
Total Solids by Method 2540 G-2011	WG1636652	1	03/18/21 16:43	03/18/21 17:02	KDW	Mt. Juliet, TN
Volatile Organic Compounds (GC) by Method 8015	WG1637800	1	03/18/21 08:43	03/20/21 14:57	BMB	Mt. Juliet, TN
Volatile Organic Compounds (GC/MS) by Method 8260B	WG1637263	1	03/18/21 08:43	03/19/21 11:03	ACG	Mt. Juliet, TN
Volatile Organic Compounds (GC/MS) by Method 8260B	WG1639065	1	03/18/21 08:43	03/23/21 21:42	TPR	Mt. Juliet, TN
Semi-Volatile Organic Compounds (GC) by Method 8015	WG1636135	1	03/18/21 14:15	03/18/21 19:28	TJD	Mt. Juliet, TN



SB-05-COMP L1327778-03 Solid

Collected by
Erin Male

Collected date/time
03/15/21 00:00

Received date/time
03/17/21 11:00

Method	Batch	Dilution	Preparation date/time	Analysis date/time	Analyst	Location
Total Solids by Method 2540 G-2011	WG1636652	1	03/18/21 16:43	03/18/21 17:02	KDW	Mt. Juliet, TN
Volatile Organic Compounds (GC) by Method 8015	WG1637800	1	03/18/21 08:43	03/20/21 15:19	BMB	Mt. Juliet, TN
Volatile Organic Compounds (GC/MS) by Method 8260B	WG1637263	1	03/18/21 08:43	03/19/21 11:22	ACG	Mt. Juliet, TN
Volatile Organic Compounds (GC/MS) by Method 8260B	WG1639065	1	03/18/21 08:43	03/23/21 22:02	TPR	Mt. Juliet, TN
Semi-Volatile Organic Compounds (GC) by Method 8015	WG1636135	1	03/18/21 14:15	03/18/21 19:41	TJD	Mt. Juliet, TN



CASE NARRATIVE

All sample aliquots were received at the correct temperature, in the proper containers, with the appropriate preservatives, and within method specified holding times, unless qualified or notated within the report. Where applicable, all MDL (LOD) and RDL (LOQ) values reported for environmental samples have been corrected for the dilution factor used in the analysis. All Method and Batch Quality Control are within established criteria except where addressed in this case narrative, a non-conformance form or properly qualified within the sample results. By my digital signature below, I affirm to the best of my knowledge, all problems/anomalies observed by the laboratory as having the potential to affect the quality of the data have been identified by the laboratory, and no information or data have been knowingly withheld that would affect the quality of the data.



Jared Starkey
Project Manager

¹ Cp

² Tc

³ Ss

⁴ Cn

⁵ Ds

⁶ Sr

⁷ Qc

⁸ Gl

⁹ Al

¹⁰ Sc

DETECTION SUMMARY

Volatile Organic Compounds (GC/MS) by Method 8260B

Client ID	Lab Sample ID	Analyte	Result (dry) mg/kg	Qualifier	MDL (dry) mg/kg	RDL (dry) mg/kg	Dilution	Analysis date / time	Batch
SB-01-COMP	L1327778-01	2-Butanone (MEK)	0.124	B J	0.0918	0.145	1	03/19/2021 10:44	WG1637263
SB-04-COMP	L1327778-02	2-Butanone (MEK)	0.111	B J	0.0913	0.144	1	03/19/2021 11:03	WG1637263
SB-04-COMP	L1327778-02	Tetrachloroethene	0.00187	J	0.00129	0.00360	1	03/23/2021 21:42	WG1639065
SB-05-COMP	L1327778-03	2-Butanone (MEK)	0.110	B J	0.0940	0.148	1	03/19/2021 11:22	WG1637263
SB-05-COMP	L1327778-03	Tetrachloroethene	0.00141	J	0.00133	0.00370	1	03/23/2021 22:02	WG1639065

Semi-Volatile Organic Compounds (GC) by Method 8015

Client ID	Lab Sample ID	Analyte	Result (dry) mg/kg	Qualifier	MDL (dry) mg/kg	RDL (dry) mg/kg	Dilution	Analysis date / time	Batch
SB-01-COMP	L1327778-01	C12-C22 Hydrocarbons	1.52	J	0.896	4.89	1	03/18/2021 18:50	WG1636135
SB-05-COMP	L1327778-03	C12-C22 Hydrocarbons	2.02	J	0.909	4.96	1	03/18/2021 19:41	WG1636135



Total Solids by Method 2540 G-2011

Analyte	Result	Qualifier	Dilution	Analysis	Batch
	%			date / time	
Total Solids	81.8		1	03/18/2021 17:02	WG1636652

Volatile Organic Compounds (GC) by Method 8015

Analyte	Result (dry)	Qualifier	MDL (dry)	RDL (dry)	Dilution	Analysis	Batch
	mg/kg		mg/kg	mg/kg		date / time	
TPHG C5 - C12	U	J3	0.0406	0.122	1	03/20/2021 14:35	WG1637800
(S) a,a,a-Trifluorotoluene(FID)	92.8			77.0-120		03/20/2021 14:35	WG1637800

Volatile Organic Compounds (GC/MS) by Method 8260B

Analyte	Result (dry)	Qualifier	MDL (dry)	RDL (dry)	Dilution	Analysis	Batch
	mg/kg		mg/kg	mg/kg		date / time	
Acetone	U	J4	0.0528	0.0723	1	03/19/2021 10:44	WG1637263
Acrylonitrile	U		0.00522	0.0181	1	03/19/2021 10:44	WG1637263
Benzene	U		0.000675	0.00145	1	03/19/2021 10:44	WG1637263
Bromobenzene	U		0.00130	0.0181	1	03/19/2021 10:44	WG1637263
Bromodichloromethane	U		0.00105	0.00361	1	03/19/2021 10:44	WG1637263
Bromoform	U		0.00169	0.0361	1	03/19/2021 10:44	WG1637263
Bromomethane	U		0.00285	0.0181	1	03/19/2021 10:44	WG1637263
n-Butylbenzene	U		0.00759	0.0181	1	03/19/2021 10:44	WG1637263
sec-Butylbenzene	U		0.00416	0.0181	1	03/19/2021 10:44	WG1637263
tert-Butylbenzene	U		0.00282	0.00723	1	03/19/2021 10:44	WG1637263
Carbon tetrachloride	U	J3	0.00130	0.00723	1	03/19/2021 10:44	WG1637263
Chlorobenzene	U		0.000304	0.00361	1	03/19/2021 10:44	WG1637263
Chlorodibromomethane	U		0.000885	0.00361	1	03/19/2021 10:44	WG1637263
Chloroethane	U		0.00246	0.00723	1	03/19/2021 10:44	WG1637263
Chloroform	U		0.00149	0.00361	1	03/19/2021 10:44	WG1637263
Chloromethane	U		0.00629	0.0181	1	03/19/2021 10:44	WG1637263
2-Chlorotoluene	U		0.00125	0.00361	1	03/19/2021 10:44	WG1637263
4-Chlorotoluene	U		0.000651	0.00723	1	03/19/2021 10:44	WG1637263
1,2-Dibromo-3-Chloropropane	U		0.00564	0.0361	1	03/19/2021 10:44	WG1637263
1,2-Dibromoethane	U		0.000937	0.00361	1	03/19/2021 10:44	WG1637263
Dibromomethane	U		0.00108	0.00723	1	03/19/2021 10:44	WG1637263
1,2-Dichlorobenzene	U		0.000614	0.00723	1	03/19/2021 10:44	WG1637263
1,3-Dichlorobenzene	U		0.000867	0.00723	1	03/19/2021 10:44	WG1637263
1,4-Dichlorobenzene	U		0.00101	0.00723	1	03/19/2021 10:44	WG1637263
Dichlorodifluoromethane	U	J3	0.00233	0.00361	1	03/19/2021 10:44	WG1637263
1,1-Dichloroethane	U		0.000710	0.00361	1	03/19/2021 10:44	WG1637263
1,2-Dichloroethane	U		0.000938	0.00361	1	03/19/2021 10:44	WG1637263
1,1-Dichloroethene	U	J3	0.000876	0.00361	1	03/19/2021 10:44	WG1637263
cis-1,2-Dichloroethene	U		0.00106	0.00361	1	03/19/2021 10:44	WG1637263
trans-1,2-Dichloroethene	U		0.00150	0.00723	1	03/19/2021 10:44	WG1637263
1,2-Dichloropropane	U		0.00205	0.00723	1	03/19/2021 10:44	WG1637263
1,1-Dichloropropene	U		0.00117	0.00361	1	03/19/2021 10:44	WG1637263
1,3-Dichloropropane	U		0.000724	0.00723	1	03/19/2021 10:44	WG1637263
cis-1,3-Dichloropropene	U		0.00109	0.00361	1	03/19/2021 10:44	WG1637263
trans-1,3-Dichloropropene	U		0.00165	0.00723	1	03/19/2021 10:44	WG1637263
2,2-Dichloropropane	U		0.00200	0.00361	1	03/19/2021 10:44	WG1637263
Di-isopropyl ether	U		0.000593	0.00145	1	03/19/2021 10:44	WG1637263
Ethylbenzene	U		0.00107	0.00361	1	03/19/2021 10:44	WG1637263
Hexachloro-1,3-butadiene	U		0.00867	0.0361	1	03/19/2021 10:44	WG1637263
Isopropylbenzene	U		0.000614	0.00361	1	03/19/2021 10:44	WG1637263
p-Isopropyltoluene	U		0.00369	0.00723	1	03/19/2021 10:44	WG1637263
2-Butanone (MEK)	0.124	B J	0.0918	0.145	1	03/19/2021 10:44	WG1637263
Methylene Chloride	U		0.00960	0.0361	1	03/19/2021 10:44	WG1637263
4-Methyl-2-pentanone (MIBK)	U		0.00330	0.0361	1	03/19/2021 10:44	WG1637263



Volatile Organic Compounds (GC/MS) by Method 8260B

Analyte	Result (dry) mg/kg	Qualifier	MDL (dry) mg/kg	RDL (dry) mg/kg	Dilution	Analysis date / time	Batch
Methyl tert-butyl ether	U		0.000506	0.00145	1	03/19/2021 10:44	WG1637263
Naphthalene	U		0.00706	0.0181	1	03/19/2021 10:44	WG1637263
n-Propylbenzene	U		0.00137	0.00723	1	03/19/2021 10:44	WG1637263
Styrene	U		0.000331	0.0181	1	03/19/2021 10:44	WG1637263
1,1,1,2-Tetrachloroethane	U		0.00137	0.00361	1	03/19/2021 10:44	WG1637263
1,1,2,2-Tetrachloroethane	U		0.00100	0.00361	1	03/19/2021 10:44	WG1637263
1,1,2-Trichlorotrifluoroethane	U	J3	0.00109	0.00361	1	03/19/2021 10:44	WG1637263
Tetrachloroethene	U		0.00130	0.00361	1	03/23/2021 21:23	WG1639065
Toluene	U		0.00188	0.00723	1	03/19/2021 10:44	WG1637263
1,2,3-Trichlorobenzene	U		0.0106	0.0181	1	03/19/2021 10:44	WG1637263
1,2,4-Trichlorobenzene	U		0.00636	0.0181	1	03/19/2021 10:44	WG1637263
1,1,1-Trichloroethane	U		0.00133	0.00361	1	03/19/2021 10:44	WG1637263
1,1,2-Trichloroethane	U		0.000863	0.00361	1	03/19/2021 10:44	WG1637263
Trichloroethene	U		0.000844	0.00145	1	03/19/2021 10:44	WG1637263
Trichlorofluoromethane	U		0.00120	0.00361	1	03/19/2021 10:44	WG1637263
1,2,3-Trichloropropane	U		0.00234	0.0181	1	03/19/2021 10:44	WG1637263
1,2,4-Trimethylbenzene	U		0.00228	0.00723	1	03/19/2021 10:44	WG1637263
1,2,3-Trimethylbenzene	U		0.00228	0.00723	1	03/19/2021 10:44	WG1637263
1,3,5-Trimethylbenzene	U		0.00289	0.00723	1	03/19/2021 10:44	WG1637263
Vinyl chloride	U	J3	0.00168	0.00361	1	03/19/2021 10:44	WG1637263
Xylenes, Total	U		0.00127	0.00940	1	03/19/2021 10:44	WG1637263
(S) Toluene-d8	113			75.0-131		03/19/2021 10:44	WG1637263
(S) Toluene-d8	101			75.0-131		03/23/2021 21:23	WG1639065
(S) 4-Bromofluorobenzene	91.5			67.0-138		03/19/2021 10:44	WG1637263
(S) 4-Bromofluorobenzene	93.4			67.0-138		03/23/2021 21:23	WG1639065
(S) 1,2-Dichloroethane-d4	90.0			70.0-130		03/19/2021 10:44	WG1637263
(S) 1,2-Dichloroethane-d4	74.3			70.0-130		03/23/2021 21:23	WG1639065



Semi-Volatile Organic Compounds (GC) by Method 8015

Analyte	Result (dry) mg/kg	Qualifier	MDL (dry) mg/kg	RDL (dry) mg/kg	Dilution	Analysis date / time	Batch
C12-C22 Hydrocarbons	1.52	J	0.896	4.89	1	03/18/2021 18:50	WG1636135
C22-C32 Hydrocarbons	U		1.63	4.89	1	03/18/2021 18:50	WG1636135
C32-C40 Hydrocarbons	U		1.63	4.89	1	03/18/2021 18:50	WG1636135
(S) o-Terphenyl	91.6			18.0-148		03/18/2021 18:50	WG1636135

Total Solids by Method 2540 G-2011

Analyte	Result	Qualifier	Dilution	Analysis	Batch
	%			date / time	
Total Solids	82.0		1	03/18/2021 17:02	WG1636652

Volatile Organic Compounds (GC) by Method 8015

Analyte	Result (dry)	Qualifier	MDL (dry)	RDL (dry)	Dilution	Analysis	Batch
	mg/kg		mg/kg	mg/kg		date / time	
TPHG C5 - C12	U		0.0405	0.122	1	03/20/2021 14:57	WG1637800
(S) a,a,a-Trifluorotoluene(FID)	90.1			77.0-120		03/20/2021 14:57	WG1637800

Volatile Organic Compounds (GC/MS) by Method 8260B

Analyte	Result (dry)	Qualifier	MDL (dry)	RDL (dry)	Dilution	Analysis	Batch
	mg/kg		mg/kg	mg/kg		date / time	
Acetone	U	J4	0.0525	0.0719	1	03/19/2021 11:03	WG1637263
Acrylonitrile	U		0.00519	0.0180	1	03/19/2021 11:03	WG1637263
Benzene	U		0.000672	0.00144	1	03/19/2021 11:03	WG1637263
Bromobenzene	U		0.00129	0.0180	1	03/19/2021 11:03	WG1637263
Bromodichloromethane	U		0.00104	0.00360	1	03/19/2021 11:03	WG1637263
Bromoform	U		0.00168	0.0360	1	03/19/2021 11:03	WG1637263
Bromomethane	U		0.00283	0.0180	1	03/19/2021 11:03	WG1637263
n-Butylbenzene	U		0.00755	0.0180	1	03/19/2021 11:03	WG1637263
sec-Butylbenzene	U		0.00414	0.0180	1	03/19/2021 11:03	WG1637263
tert-Butylbenzene	U		0.00280	0.00719	1	03/19/2021 11:03	WG1637263
Carbon tetrachloride	U		0.00129	0.00719	1	03/19/2021 11:03	WG1637263
Chlorobenzene	U		0.000302	0.00360	1	03/19/2021 11:03	WG1637263
Chlorodibromomethane	U		0.000880	0.00360	1	03/19/2021 11:03	WG1637263
Chloroethane	U		0.00245	0.00719	1	03/19/2021 11:03	WG1637263
Chloroform	U		0.00148	0.00360	1	03/19/2021 11:03	WG1637263
Chloromethane	U		0.00626	0.0180	1	03/19/2021 11:03	WG1637263
2-Chlorotoluene	U		0.00124	0.00360	1	03/19/2021 11:03	WG1637263
4-Chlorotoluene	U		0.000647	0.00719	1	03/19/2021 11:03	WG1637263
1,2-Dibromo-3-Chloropropane	U		0.00561	0.0360	1	03/19/2021 11:03	WG1637263
1,2-Dibromoethane	U		0.000932	0.00360	1	03/19/2021 11:03	WG1637263
Dibromomethane	U		0.00108	0.00719	1	03/19/2021 11:03	WG1637263
1,2-Dichlorobenzene	U		0.000611	0.00719	1	03/19/2021 11:03	WG1637263
1,3-Dichlorobenzene	U		0.000863	0.00719	1	03/19/2021 11:03	WG1637263
1,4-Dichlorobenzene	U		0.00101	0.00719	1	03/19/2021 11:03	WG1637263
Dichlorodifluoromethane	U		0.00232	0.00360	1	03/19/2021 11:03	WG1637263
1,1-Dichloroethane	U		0.000706	0.00360	1	03/19/2021 11:03	WG1637263
1,2-Dichloroethane	U		0.000934	0.00360	1	03/19/2021 11:03	WG1637263
1,1-Dichloroethene	U		0.000872	0.00360	1	03/19/2021 11:03	WG1637263
cis-1,2-Dichloroethene	U		0.00106	0.00360	1	03/19/2021 11:03	WG1637263
trans-1,2-Dichloroethene	U		0.00150	0.00719	1	03/19/2021 11:03	WG1637263
1,2-Dichloropropane	U		0.00204	0.00719	1	03/19/2021 11:03	WG1637263
1,1-Dichloropropene	U		0.00116	0.00360	1	03/19/2021 11:03	WG1637263
1,3-Dichloropropane	U		0.000721	0.00719	1	03/19/2021 11:03	WG1637263
cis-1,3-Dichloropropene	U		0.00109	0.00360	1	03/19/2021 11:03	WG1637263
trans-1,3-Dichloropropene	U		0.00164	0.00719	1	03/19/2021 11:03	WG1637263
2,2-Dichloropropane	U		0.00198	0.00360	1	03/19/2021 11:03	WG1637263
Di-isopropyl ether	U		0.000590	0.00144	1	03/19/2021 11:03	WG1637263
Ethylbenzene	U		0.00106	0.00360	1	03/19/2021 11:03	WG1637263
Hexachloro-1,3-butadiene	U		0.00863	0.0360	1	03/19/2021 11:03	WG1637263
Isopropylbenzene	U		0.000611	0.00360	1	03/19/2021 11:03	WG1637263
p-Isopropyltoluene	U		0.00367	0.00719	1	03/19/2021 11:03	WG1637263
2-Butanone (MEK)	0.111	B J	0.0913	0.144	1	03/19/2021 11:03	WG1637263
Methylene Chloride	U		0.00955	0.0360	1	03/19/2021 11:03	WG1637263
4-Methyl-2-pentanone (MIBK)	U		0.00328	0.0360	1	03/19/2021 11:03	WG1637263



Volatile Organic Compounds (GC/MS) by Method 8260B

Analyte	Result (dry) mg/kg	Qualifier	MDL (dry) mg/kg	RDL (dry) mg/kg	Dilution	Analysis date / time	Batch
Methyl tert-butyl ether	U		0.000503	0.00144	1	03/19/2021 11:03	WG1637263
Naphthalene	U		0.00702	0.0180	1	03/19/2021 11:03	WG1637263
n-Propylbenzene	U		0.00137	0.00719	1	03/19/2021 11:03	WG1637263
Styrene	U		0.000329	0.0180	1	03/19/2021 11:03	WG1637263
1,1,1,2-Tetrachloroethane	U		0.00136	0.00360	1	03/19/2021 11:03	WG1637263
1,1,2,2-Tetrachloroethane	U		0.00100	0.00360	1	03/19/2021 11:03	WG1637263
1,1,2-Trichlorotrifluoroethane	U		0.00108	0.00360	1	03/19/2021 11:03	WG1637263
Tetrachloroethene	0.00187	U	0.00129	0.00360	1	03/23/2021 21:42	WG1639065
Toluene	U		0.00187	0.00719	1	03/19/2021 11:03	WG1637263
1,2,3-Trichlorobenzene	U		0.0105	0.0180	1	03/19/2021 11:03	WG1637263
1,2,4-Trichlorobenzene	U		0.00633	0.0180	1	03/19/2021 11:03	WG1637263
1,1,1-Trichloroethane	U		0.00133	0.00360	1	03/19/2021 11:03	WG1637263
1,1,2-Trichloroethane	U		0.000859	0.00360	1	03/19/2021 11:03	WG1637263
Trichloroethene	U		0.000840	0.00144	1	03/19/2021 11:03	WG1637263
Trichlorofluoromethane	U		0.00119	0.00360	1	03/19/2021 11:03	WG1637263
1,2,3-Trichloropropane	U		0.00233	0.0180	1	03/19/2021 11:03	WG1637263
1,2,4-Trimethylbenzene	U		0.00227	0.00719	1	03/19/2021 11:03	WG1637263
1,2,3-Trimethylbenzene	U		0.00227	0.00719	1	03/19/2021 11:03	WG1637263
1,3,5-Trimethylbenzene	U		0.00288	0.00719	1	03/19/2021 11:03	WG1637263
Vinyl chloride	U		0.00167	0.00360	1	03/19/2021 11:03	WG1637263
Xylenes, Total	U		0.00127	0.00935	1	03/19/2021 11:03	WG1637263
(S) Toluene-d8	113			75.0-131		03/19/2021 11:03	WG1637263
(S) Toluene-d8	101			75.0-131		03/23/2021 21:42	WG1639065
(S) 4-Bromofluorobenzene	89.0			67.0-138		03/19/2021 11:03	WG1637263
(S) 4-Bromofluorobenzene	92.3			67.0-138		03/23/2021 21:42	WG1639065
(S) 1,2-Dichloroethane-d4	91.9			70.0-130		03/19/2021 11:03	WG1637263
(S) 1,2-Dichloroethane-d4	73.9			70.0-130		03/23/2021 21:42	WG1639065



Semi-Volatile Organic Compounds (GC) by Method 8015

Analyte	Result (dry) mg/kg	Qualifier	MDL (dry) mg/kg	RDL (dry) mg/kg	Dilution	Analysis date / time	Batch
C12-C22 Hydrocarbons	U		0.894	4.88	1	03/18/2021 19:28	WG1636135
C22-C32 Hydrocarbons	U		1.62	4.88	1	03/18/2021 19:28	WG1636135
C32-C40 Hydrocarbons	U		1.62	4.88	1	03/18/2021 19:28	WG1636135
(S) o-Terphenyl	75.7			18.0-148		03/18/2021 19:28	WG1636135

Total Solids by Method 2540 G-2011

Analyte	Result	Qualifier	Dilution	Analysis	Batch
	%			date / time	
Total Solids	80.7		1	03/18/2021 17:02	WG1636652

Volatile Organic Compounds (GC) by Method 8015

Analyte	Result (dry)	Qualifier	MDL (dry)	RDL (dry)	Dilution	Analysis	Batch
	mg/kg		mg/kg	mg/kg		date / time	
TPHG C5 - C12	U		0.0412	0.124	1	03/20/2021 15:19	WG1637800
(S) a,a,a-Trifluorotoluene(FID)	91.0			77.0-120		03/20/2021 15:19	WG1637800

Volatile Organic Compounds (GC/MS) by Method 8260B

Analyte	Result (dry)	Qualifier	MDL (dry)	RDL (dry)	Dilution	Analysis	Batch
	mg/kg		mg/kg	mg/kg		date / time	
Acetone	U	J4	0.0540	0.0740	1	03/19/2021 11:22	WG1637263
Acrylonitrile	U		0.00534	0.0185	1	03/19/2021 11:22	WG1637263
Benzene	U		0.000691	0.00148	1	03/19/2021 11:22	WG1637263
Bromobenzene	U		0.00133	0.0185	1	03/19/2021 11:22	WG1637263
Bromodichloromethane	U		0.00107	0.00370	1	03/19/2021 11:22	WG1637263
Bromoform	U		0.00173	0.0370	1	03/19/2021 11:22	WG1637263
Bromomethane	U		0.00292	0.0185	1	03/19/2021 11:22	WG1637263
n-Butylbenzene	U		0.00777	0.0185	1	03/19/2021 11:22	WG1637263
sec-Butylbenzene	U		0.00426	0.0185	1	03/19/2021 11:22	WG1637263
tert-Butylbenzene	U		0.00289	0.00740	1	03/19/2021 11:22	WG1637263
Carbon tetrachloride	U		0.00133	0.00740	1	03/19/2021 11:22	WG1637263
Chlorobenzene	U		0.000311	0.00370	1	03/19/2021 11:22	WG1637263
Chlorodibromomethane	U		0.000906	0.00370	1	03/19/2021 11:22	WG1637263
Chloroethane	U		0.00252	0.00740	1	03/19/2021 11:22	WG1637263
Chloroform	U		0.00152	0.00370	1	03/19/2021 11:22	WG1637263
Chloromethane	U		0.00644	0.0185	1	03/19/2021 11:22	WG1637263
2-Chlorotoluene	U		0.00128	0.00370	1	03/19/2021 11:22	WG1637263
4-Chlorotoluene	U		0.000666	0.00740	1	03/19/2021 11:22	WG1637263
1,2-Dibromo-3-Chloropropane	U		0.00577	0.0370	1	03/19/2021 11:22	WG1637263
1,2-Dibromoethane	U		0.000959	0.00370	1	03/19/2021 11:22	WG1637263
Dibromomethane	U		0.00111	0.00740	1	03/19/2021 11:22	WG1637263
1,2-Dichlorobenzene	U		0.000629	0.00740	1	03/19/2021 11:22	WG1637263
1,3-Dichlorobenzene	U		0.000888	0.00740	1	03/19/2021 11:22	WG1637263
1,4-Dichlorobenzene	U		0.00104	0.00740	1	03/19/2021 11:22	WG1637263
Dichlorodifluoromethane	U		0.00238	0.00370	1	03/19/2021 11:22	WG1637263
1,1-Dichloroethane	U		0.000727	0.00370	1	03/19/2021 11:22	WG1637263
1,2-Dichloroethane	U		0.000960	0.00370	1	03/19/2021 11:22	WG1637263
1,1-Dichloroethene	U		0.000897	0.00370	1	03/19/2021 11:22	WG1637263
cis-1,2-Dichloroethene	U		0.00109	0.00370	1	03/19/2021 11:22	WG1637263
trans-1,2-Dichloroethene	U		0.00154	0.00740	1	03/19/2021 11:22	WG1637263
1,2-Dichloropropane	U		0.00210	0.00740	1	03/19/2021 11:22	WG1637263
1,1-Dichloropropene	U		0.00120	0.00370	1	03/19/2021 11:22	WG1637263
1,3-Dichloropropane	U		0.000741	0.00740	1	03/19/2021 11:22	WG1637263
cis-1,3-Dichloropropene	U		0.00112	0.00370	1	03/19/2021 11:22	WG1637263
trans-1,3-Dichloropropene	U		0.00169	0.00740	1	03/19/2021 11:22	WG1637263
2,2-Dichloropropane	U		0.00204	0.00370	1	03/19/2021 11:22	WG1637263
Di-isopropyl ether	U		0.000607	0.00148	1	03/19/2021 11:22	WG1637263
Ethylbenzene	U		0.00109	0.00370	1	03/19/2021 11:22	WG1637263
Hexachloro-1,3-butadiene	U		0.00888	0.0370	1	03/19/2021 11:22	WG1637263
Isopropylbenzene	U		0.000629	0.00370	1	03/19/2021 11:22	WG1637263
p-Isopropyltoluene	U		0.00377	0.00740	1	03/19/2021 11:22	WG1637263
2-Butanone (MEK)	0.110	B J	0.0940	0.148	1	03/19/2021 11:22	WG1637263
Methylene Chloride	U		0.00983	0.0370	1	03/19/2021 11:22	WG1637263
4-Methyl-2-pentanone (MIBK)	U		0.00337	0.0370	1	03/19/2021 11:22	WG1637263



Volatile Organic Compounds (GC/MS) by Method 8260B

Analyte	Result (dry) mg/kg	Qualifier	MDL (dry) mg/kg	RDL (dry) mg/kg	Dilution	Analysis date / time	Batch
Methyl tert-butyl ether	U		0.000518	0.00148	1	03/19/2021 11:22	WG1637263
Naphthalene	U		0.00722	0.0185	1	03/19/2021 11:22	WG1637263
n-Propylbenzene	U		0.00141	0.00740	1	03/19/2021 11:22	WG1637263
Styrene	U		0.000339	0.0185	1	03/19/2021 11:22	WG1637263
1,1,1,2-Tetrachloroethane	U		0.00140	0.00370	1	03/19/2021 11:22	WG1637263
1,1,2,2-Tetrachloroethane	U		0.00103	0.00370	1	03/19/2021 11:22	WG1637263
1,1,2-Trichlorotrifluoroethane	U		0.00112	0.00370	1	03/19/2021 11:22	WG1637263
Tetrachloroethene	0.00141	J	0.00133	0.00370	1	03/23/2021 22:02	WG1639065
Toluene	U		0.00192	0.00740	1	03/19/2021 11:22	WG1637263
1,2,3-Trichlorobenzene	U		0.0108	0.0185	1	03/19/2021 11:22	WG1637263
1,2,4-Trichlorobenzene	U		0.00651	0.0185	1	03/19/2021 11:22	WG1637263
1,1,1-Trichloroethane	U		0.00137	0.00370	1	03/19/2021 11:22	WG1637263
1,1,2-Trichloroethane	U		0.000883	0.00370	1	03/19/2021 11:22	WG1637263
Trichloroethene	U		0.000864	0.00148	1	03/19/2021 11:22	WG1637263
Trichlorofluoromethane	U		0.00122	0.00370	1	03/19/2021 11:22	WG1637263
1,2,3-Trichloropropane	U		0.00240	0.0185	1	03/19/2021 11:22	WG1637263
1,2,4-Trimethylbenzene	U		0.00234	0.00740	1	03/19/2021 11:22	WG1637263
1,2,3-Trimethylbenzene	U		0.00234	0.00740	1	03/19/2021 11:22	WG1637263
1,3,5-Trimethylbenzene	U		0.00296	0.00740	1	03/19/2021 11:22	WG1637263
Vinyl chloride	U		0.00172	0.00370	1	03/19/2021 11:22	WG1637263
Xylenes, Total	U		0.00130	0.00962	1	03/19/2021 11:22	WG1637263
(S) Toluene-d8	112			75.0-131		03/19/2021 11:22	WG1637263
(S) Toluene-d8	102			75.0-131		03/23/2021 22:02	WG1639065
(S) 4-Bromofluorobenzene	88.9			67.0-138		03/19/2021 11:22	WG1637263
(S) 4-Bromofluorobenzene	92.8			67.0-138		03/23/2021 22:02	WG1639065
(S) 1,2-Dichloroethane-d4	96.0			70.0-130		03/19/2021 11:22	WG1637263
(S) 1,2-Dichloroethane-d4	76.0			70.0-130		03/23/2021 22:02	WG1639065



Semi-Volatile Organic Compounds (GC) by Method 8015

Analyte	Result (dry) mg/kg	Qualifier	MDL (dry) mg/kg	RDL (dry) mg/kg	Dilution	Analysis date / time	Batch
C12-C22 Hydrocarbons	2.02	J	0.909	4.96	1	03/18/2021 19:41	WG1636135
C22-C32 Hydrocarbons	U		1.65	4.96	1	03/18/2021 19:41	WG1636135
C32-C40 Hydrocarbons	U		1.65	4.96	1	03/18/2021 19:41	WG1636135
(S) o-Terphenyl	74.8			18.0-148		03/18/2021 19:41	WG1636135

Method Blank (MB)

(MB) R3632676-1 03/18/21 17:02

	MB Result	MB Qualifier	MB MDL	MB RDL
Analyte	%		%	%
Total Solids	0.000			

L1327770-13 Original Sample (OS) • Duplicate (DUP)

(OS) L1327770-13 03/18/21 17:02 • (DUP) R3632676-3 03/18/21 17:02

	Original Result	DUP Result	Dilution	DUP RPD	DUP Qualifier	DUP RPD Limits
Analyte	%	%		%		%
Total Solids	87.7	88.4	1	0.819		10

Laboratory Control Sample (LCS)

(LCS) R3632676-2 03/18/21 17:02

	Spike Amount	LCS Result	LCS Rec.	Rec. Limits	LCS Qualifier
Analyte	%	%	%	%	
Total Solids	50.0	50.0	100	85.0-115	

1Cp

2Tc

3Ss

4Cn

5Ds

6Sr

7Qc

8Gl

9Al

10Sc

Method Blank (MB)

(MB) R3633040-2 03/20/21 11:49

Analyte	MB Result mg/kg	MB Qualifier	MB MDL mg/kg	MB RDL mg/kg
TPHG C5 - C12	U		0.0332	0.100
(S) a,a,a-Trifluorotoluene(FID)	97.1			77.0-120

Laboratory Control Sample (LCS)

(LCS) R3633040-1 03/20/21 11:05

Analyte	Spike Amount mg/kg	LCS Result mg/kg	LCS Rec. %	Rec. Limits %	LCS Qualifier
TPHG C5 - C12	5.50	5.24	95.3	72.0-125	
(S) a,a,a-Trifluorotoluene(FID)			111	77.0-120	

L1327778-01 Original Sample (OS) • Matrix Spike (MS) • Matrix Spike Duplicate (MSD)

(OS) L1327778-01 03/20/21 14:35 • (MS) R3633040-3 03/20/21 21:12 • (MSD) R3633040-4 03/20/21 21:34

Analyte	Spike Amount (dry) mg/kg	Original Result (dry) mg/kg	MS Result (dry) mg/kg	MSD Result (dry) mg/kg	MS Rec. %	MSD Rec. %	Dilution	Rec. Limits %	MS Qualifier	MSD Qualifier	RPD %	RPD Limits %
TPHG C5 - C12	6.72	U	1.54	3.15	22.9	46.9	1	10.0-141		J3	68.8	29
(S) a,a,a-Trifluorotoluene(FID)					86.2	93.0		77.0-120				

L1328417-01 Original Sample (OS) • Matrix Spike (MS) • Matrix Spike Duplicate (MSD)

(OS) L1328417-01 03/20/21 19:22 • (MS) R3633040-5 03/20/21 21:56 • (MSD) R3633040-6 03/20/21 22:18

Analyte	Spike Amount (dry) mg/kg	Original Result (dry) mg/kg	MS Result (dry) mg/kg	MSD Result (dry) mg/kg	MS Rec. %	MSD Rec. %	Dilution	Rec. Limits %	MS Qualifier	MSD Qualifier	RPD %	RPD Limits %
TPHG C5 - C12	6.83	U	0.993	2.47	14.5	36.2	1	10.0-141		J3	85.3	29
(S) a,a,a-Trifluorotoluene(FID)					86.7	94.5		77.0-120				

1Cp

2Tc

3Ss

4Cn

5Ds

6Sr

7Qc

8Gl

9Al

10Sc

Method Blank (MB)

(MB) R3633732-3 03/19/21 08:05

Analyte	MB Result mg/kg	MB Qualifier	MB MDL mg/kg	MB RDL mg/kg
Acetone	U		0.0365	0.0500
Acrylonitrile	U		0.00361	0.0125
Benzene	U		0.000467	0.00100
Bromobenzene	U		0.000900	0.0125
Bromodichloromethane	U		0.000725	0.00250
Bromoform	U		0.00117	0.0250
Bromomethane	U		0.00197	0.0125
n-Butylbenzene	U		0.00525	0.0125
sec-Butylbenzene	U		0.00288	0.0125
tert-Butylbenzene	U		0.00195	0.00500
Carbon tetrachloride	U		0.000898	0.00500
Chlorobenzene	U		0.000210	0.00250
Chlorodibromomethane	U		0.000612	0.00250
Chloroethane	U		0.00170	0.00500
Chloroform	U		0.00103	0.00250
Chloromethane	U		0.00435	0.0125
2-Chlorotoluene	U		0.000865	0.00250
4-Chlorotoluene	U		0.000450	0.00500
1,2-Dibromo-3-Chloropropane	U		0.00390	0.0250
1,2-Dibromoethane	U		0.000648	0.00250
Dibromomethane	U		0.000750	0.00500
1,2-Dichlorobenzene	U		0.000425	0.00500
1,3-Dichlorobenzene	U		0.000600	0.00500
1,4-Dichlorobenzene	U		0.000700	0.00500
Dichlorodifluoromethane	U		0.00161	0.00250
1,1-Dichloroethane	U		0.000491	0.00250
1,2-Dichloroethane	U		0.000649	0.00250
1,1-Dichloroethene	U		0.000606	0.00250
cis-1,2-Dichloroethene	U		0.000734	0.00250
trans-1,2-Dichloroethene	U		0.00104	0.00500
1,2-Dichloropropane	U		0.00142	0.00500
1,1-Dichloropropene	U		0.000809	0.00250
1,3-Dichloropropane	U		0.000501	0.00500
cis-1,3-Dichloropropene	U		0.000757	0.00250
trans-1,3-Dichloropropene	U		0.00114	0.00500
2,2-Dichloropropane	U		0.00138	0.00250
Di-isopropyl ether	U		0.000410	0.00100
Ethylbenzene	U		0.000737	0.00250
Hexachloro-1,3-butadiene	U		0.00600	0.0250
Isopropylbenzene	U		0.000425	0.00250

¹Cp

²Tc

³Ss

⁴Cn

⁵Ds

⁶Sr

⁷Qc

⁸Gl

⁹Al

¹⁰Sc

Method Blank (MB)

(MB) R3633732-3 03/19/21 08:05

Analyte	MB Result mg/kg	MB Qualifier	MB MDL mg/kg	MB RDL mg/kg
p-Isopropyltoluene	U		0.00255	0.00500
2-Butanone (MEK)	0.103		0.0635	0.100
Methylene Chloride	U		0.00664	0.0250
4-Methyl-2-pentanone (MIBK)	U		0.00228	0.0250
Methyl tert-butyl ether	U		0.000350	0.00100
Naphthalene	U		0.00488	0.0125
n-Propylbenzene	U		0.000950	0.00500
Styrene	U		0.000229	0.0125
1,1,1,2-Tetrachloroethane	U		0.000948	0.00250
1,1,2,2-Tetrachloroethane	U		0.000695	0.00250
Toluene	U		0.00130	0.00500
1,1,2-Trichlorotrifluoroethane	U		0.000754	0.00250
1,2,3-Trichlorobenzene	U		0.00733	0.0125
1,2,4-Trichlorobenzene	U		0.00440	0.0125
1,1,1-Trichloroethane	U		0.000923	0.00250
1,1,2-Trichloroethane	U		0.000597	0.00250
Trichloroethene	U		0.000584	0.00100
Trichlorofluoromethane	U		0.000827	0.00250
1,2,3-Trichloropropane	U		0.00162	0.0125
1,2,3-Trimethylbenzene	U		0.00158	0.00500
1,2,4-Trimethylbenzene	U		0.00158	0.00500
1,3,5-Trimethylbenzene	U		0.00200	0.00500
Vinyl chloride	U		0.00116	0.00250
Xylenes, Total	U		0.000880	0.00650
(S) Toluene-d8	114			75.0-131
(S) 4-Bromofluorobenzene	89.7			67.0-138
(S) 1,2-Dichloroethane-d4	88.8			70.0-130

¹Cp

²Tc

³Ss

⁴Cn

⁵Ds

⁶Sr

⁷Qc

⁸Gl

⁹Al

¹⁰Sc

Laboratory Control Sample (LCS) • Laboratory Control Sample Duplicate (LCSD)

(LCS) R3633732-1 03/19/21 06:49 • (LCSD) R3633732-2 03/19/21 07:08

Analyte	Spike Amount mg/kg	LCS Result mg/kg	LCSD Result mg/kg	LCS Rec. %	LCSD Rec. %	Rec. Limits %	LCS Qualifier	LCSD Qualifier	RPD %	RPD Limits %
Acetone	0.625	1.37	1.23	219	197	10.0-160	J4	J4	10.8	31
Acrylonitrile	0.625	0.936	0.872	150	140	45.0-153			7.08	22
Benzene	0.125	0.105	0.101	84.0	80.8	70.0-123			3.88	20
Bromobenzene	0.125	0.120	0.118	96.0	94.4	73.0-121			1.68	20
Bromodichloromethane	0.125	0.113	0.106	90.4	84.8	73.0-121			6.39	20
Bromoform	0.125	0.132	0.128	106	102	64.0-132			3.08	20

Laboratory Control Sample (LCS) • Laboratory Control Sample Duplicate (LCSD)

(LCS) R3633732-1 03/19/21 06:49 • (LCSD) R3633732-2 03/19/21 07:08

Analyte	Spike Amount mg/kg	LCS Result mg/kg	LCSD Result mg/kg	LCS Rec. %	LCSD Rec. %	Rec. Limits %	<u>LCS Qualifier</u>	<u>LCSD Qualifier</u>	RPD %	RPD Limits %
Bromomethane	0.125	0.112	0.103	89.6	82.4	56.0-147			8.37	20
n-Butylbenzene	0.125	0.0997	0.103	79.8	82.4	68.0-135			3.26	20
sec-Butylbenzene	0.125	0.111	0.113	88.8	90.4	74.0-130			1.79	20
tert-Butylbenzene	0.125	0.108	0.109	86.4	87.2	75.0-127			0.922	20
Carbon tetrachloride	0.125	0.102	0.107	81.6	85.6	66.0-128			4.78	20
Chlorobenzene	0.125	0.120	0.115	96.0	92.0	76.0-128			4.26	20
Chlorodibromomethane	0.125	0.124	0.119	99.2	95.2	74.0-127			4.12	20
Chloroethane	0.125	0.107	0.106	85.6	84.8	61.0-134			0.939	20
Chloroform	0.125	0.107	0.102	85.6	81.6	72.0-123			4.78	20
Chloromethane	0.125	0.112	0.108	89.6	86.4	51.0-138			3.64	20
2-Chlorotoluene	0.125	0.118	0.119	94.4	95.2	75.0-124			0.844	20
4-Chlorotoluene	0.125	0.120	0.118	96.0	94.4	75.0-124			1.68	20
1,2-Dibromo-3-Chloropropane	0.125	0.137	0.127	110	102	59.0-130			7.58	20
1,2-Dibromoethane	0.125	0.125	0.120	100	96.0	74.0-128			4.08	20
Dibromomethane	0.125	0.109	0.101	87.2	80.8	75.0-122			7.62	20
1,2-Dichlorobenzene	0.125	0.119	0.118	95.2	94.4	76.0-124			0.844	20
1,3-Dichlorobenzene	0.125	0.116	0.118	92.8	94.4	76.0-125			1.71	20
1,4-Dichlorobenzene	0.125	0.115	0.112	92.0	89.6	77.0-121			2.64	20
Dichlorodifluoromethane	0.125	0.101	0.0955	80.8	76.4	43.0-156			5.60	20
1,1-Dichloroethane	0.125	0.106	0.107	84.8	85.6	70.0-127			0.939	20
1,2-Dichloroethane	0.125	0.108	0.105	86.4	84.0	65.0-131			2.82	20
1,1-Dichloroethene	0.125	0.112	0.108	89.6	86.4	65.0-131			3.64	20
cis-1,2-Dichloroethene	0.125	0.103	0.100	82.4	80.0	73.0-125			2.96	20
trans-1,2-Dichloroethene	0.125	0.108	0.104	86.4	83.2	71.0-125			3.77	20
1,2-Dichloropropane	0.125	0.121	0.117	96.8	93.6	74.0-125			3.36	20
1,1-Dichloropropene	0.125	0.106	0.106	84.8	84.8	73.0-125			0.000	20
1,3-Dichloropropane	0.125	0.126	0.119	101	95.2	80.0-125			5.71	20
cis-1,3-Dichloropropene	0.125	0.106	0.103	84.8	82.4	76.0-127			2.87	20
trans-1,3-Dichloropropene	0.125	0.123	0.117	98.4	93.6	73.0-127			5.00	20
2,2-Dichloropropane	0.125	0.0954	0.101	76.3	80.8	59.0-135			5.70	20
Di-isopropyl ether	0.125	0.118	0.119	94.4	95.2	60.0-136			0.844	20
Ethylbenzene	0.125	0.117	0.114	93.6	91.2	74.0-126			2.60	20
Hexachloro-1,3-butadiene	0.125	0.0975	0.0959	78.0	76.7	57.0-150			1.65	20
Isopropylbenzene	0.125	0.106	0.107	84.8	85.6	72.0-127			0.939	20
p-Isopropyltoluene	0.125	0.104	0.107	83.2	85.6	72.0-133			2.84	20
2-Butanone (MEK)	0.625	0.905	0.907	145	145	30.0-160			0.221	24
Methylene Chloride	0.125	0.103	0.104	82.4	83.2	68.0-123			0.966	20
4-Methyl-2-pentanone (MIBK)	0.625	0.829	0.769	133	123	56.0-143			7.51	20
Methyl tert-butyl ether	0.125	0.0976	0.0979	78.1	78.3	66.0-132			0.307	20
Naphthalene	0.125	0.102	0.102	81.6	81.6	59.0-130			0.000	20

¹Cp

²Tc

³Ss

⁴Cn

⁵Ds

⁶Sr

⁷Qc

⁸Gl

⁹Al

¹⁰Sc

Laboratory Control Sample (LCS) • Laboratory Control Sample Duplicate (LCSD)

(LCS) R3633732-1 03/19/21 06:49 • (LCSD) R3633732-2 03/19/21 07:08

Analyte	Spike Amount mg/kg	LCS Result mg/kg	LCSD Result mg/kg	LCS Rec. %	LCSD Rec. %	Rec. Limits %	<u>LCS Qualifier</u>	<u>LCSD Qualifier</u>	RPD %	RPD Limits %
n-Propylbenzene	0.125	0.119	0.118	95.2	94.4	74.0-126			0.844	20
Styrene	0.125	0.110	0.109	88.0	87.2	72.0-127			0.913	20
1,1,1,2-Tetrachloroethane	0.125	0.109	0.110	87.2	88.0	74.0-129			0.913	20
1,1,2,2-Tetrachloroethane	0.125	0.139	0.138	111	110	68.0-128			0.722	20
Toluene	0.125	0.119	0.115	95.2	92.0	75.0-121			3.42	20
1,1,2-Trichlorotrifluoroethane	0.125	0.112	0.106	89.6	84.8	61.0-139			5.50	20
1,2,3-Trichlorobenzene	0.125	0.0860	0.0919	68.8	73.5	59.0-139			6.63	20
1,2,4-Trichlorobenzene	0.125	0.0906	0.0964	72.5	77.1	62.0-137			6.20	20
1,1,1-Trichloroethane	0.125	0.0912	0.0992	73.0	79.4	69.0-126			8.40	20
1,1,2-Trichloroethane	0.125	0.120	0.116	96.0	92.8	78.0-123			3.39	20
Trichloroethene	0.125	0.109	0.103	87.2	82.4	76.0-126			5.66	20
Trichlorofluoromethane	0.125	0.0955	0.0962	76.4	77.0	61.0-142			0.730	20
1,2,3-Trichloropropane	0.125	0.143	0.139	114	111	67.0-129			2.84	20
1,2,3-Trimethylbenzene	0.125	0.108	0.110	86.4	88.0	74.0-124			1.83	20
1,2,4-Trimethylbenzene	0.125	0.110	0.110	88.0	88.0	70.0-126			0.000	20
1,3,5-Trimethylbenzene	0.125	0.112	0.110	89.6	88.0	73.0-127			1.80	20
Vinyl chloride	0.125	0.106	0.0976	84.8	78.1	63.0-134			8.25	20
Xylenes, Total	0.375	0.341	0.334	90.9	89.1	72.0-127			2.07	20
(S) Toluene-d8				108	106	75.0-131				
(S) 4-Bromofluorobenzene				94.4	93.1	67.0-138				
(S) 1,2-Dichloroethane-d4				104	103	70.0-130				

1Cp

2Tc

3Ss

4Cn

5Ds

6Sr

7Qc

8Gl

9Al

10Sc

L1327778-01 Original Sample (OS) • Matrix Spike (MS) • Matrix Spike Duplicate (MSD)

(OS) L1327778-01 03/19/21 10:44 • (MS) R3633732-4 03/19/21 15:29 • (MSD) R3633732-5 03/19/21 15:48

Analyte	Spike Amount (dry) mg/kg	Original Result (dry) mg/kg	MS Result (dry) mg/kg	MSD Result (dry) mg/kg	MS Rec. %	MSD Rec. %	Dilution	Rec. Limits %	<u>MS Qualifier</u>	<u>MSD Qualifier</u>	RPD %	RPD Limits %
Acetone	0.904	U	1.10	0.749	121	82.9	1	10.0-160			37.7	40
Acrylonitrile	0.904	U	0.828	0.600	91.7	66.4	1	10.0-160			32.0	40
Benzene	0.181	U	0.0743	0.0912	41.1	50.5	1	10.0-149			20.4	37
Bromobenzene	0.181	U	0.122	0.121	67.4	66.7	1	10.0-156			0.955	38
Bromodichloromethane	0.181	U	0.101	0.0998	56.0	55.2	1	10.0-143			1.44	37
Bromoform	0.181	U	0.150	0.120	83.2	66.6	1	10.0-146			22.1	36
Bromomethane	0.181	U	0.0496	0.0675	27.4	37.4	1	10.0-149			30.6	38
n-Butylbenzene	0.181	U	0.0765	0.0905	42.3	50.1	1	10.0-160			16.8	40
sec-Butylbenzene	0.181	U	0.0849	0.105	47.0	57.9	1	10.0-159			20.9	39
tert-Butylbenzene	0.181	U	0.0859	0.102	47.5	56.5	1	10.0-156			17.2	39
Carbon tetrachloride	0.181	U	0.0629	0.0935	34.8	51.8	1	10.0-145		J3	39.2	37
Chlorobenzene	0.181	U	0.0990	0.106	54.8	58.9	1	10.0-152			7.18	39

L1327778-01 Original Sample (OS) • Matrix Spike (MS) • Matrix Spike Duplicate (MSD)

(OS) L1327778-01 03/19/21 10:44 • (MS) R3633732-4 03/19/21 15:29 • (MSD) R3633732-5 03/19/21 15:48

Analyte	Spike Amount (dry) mg/kg	Original Result (dry) mg/kg	MS Result (dry) mg/kg	MSD Result (dry) mg/kg	MS Rec. %	MSD Rec. %	Dilution	Rec. Limits %	MS Qualifier	MSD Qualifier	RPD %	RPD Limits %
Chlorodibromomethane	0.181	U	0.134	0.115	73.9	63.8	1	10.0-146			14.6	37
Chloroethane	0.181	U	0.0320	0.0421	17.7	23.3	1	10.0-146			27.3	40
Chloroform	0.181	U	0.0831	0.0931	46.0	51.5	1	10.0-146			11.3	37
Chloromethane	0.181	U	0.0693	0.0901	38.3	49.8	1	10.0-159			26.1	37
2-Chlorotoluene	0.181	U	0.0944	0.107	52.2	59.2	1	10.0-159			12.5	38
4-Chlorotoluene	0.181	U	0.102	0.109	56.3	60.6	1	10.0-155			7.26	39
1,2-Dibromo-3-Chloropropane	0.181	U	0.160	0.120	88.8	66.4	1	10.0-151			28.9	39
1,2-Dibromoethane	0.181	U	0.145	0.121	80.0	67.0	1	10.0-148			17.6	34
Dibromomethane	0.181	U	0.103	0.0963	57.1	53.3	1	10.0-147			6.96	35
1,2-Dichlorobenzene	0.181	U	0.115	0.107	63.7	59.2	1	10.0-155			7.29	37
1,3-Dichlorobenzene	0.181	U	0.103	0.104	57.0	57.4	1	10.0-153			0.839	38
1,4-Dichlorobenzene	0.181	U	0.104	0.104	57.8	57.5	1	10.0-151			0.416	38
Dichlorodifluoromethane	0.181	U	0.0646	0.100	35.8	55.5	1	10.0-160		J3	43.3	35
1,1-Dichloroethane	0.181	U	0.0802	0.0967	44.4	53.5	1	10.0-147			18.6	37
1,2-Dichloroethane	0.181	U	0.108	0.0886	59.9	49.0	1	10.0-148			20.0	35
1,1-Dichloroethene	0.181	U	0.0669	0.0998	37.0	55.2	1	10.0-155		J3	39.4	37
cis-1,2-Dichloroethene	0.181	U	0.0734	0.0866	40.6	47.9	1	10.0-149			16.4	37
trans-1,2-Dichloroethene	0.181	U	0.0636	0.0830	35.2	45.9	1	10.0-150			26.4	37
1,2-Dichloropropane	0.181	U	0.101	0.112	55.7	62.1	1	10.0-148			10.9	37
1,1-Dichloropropene	0.181	U	0.0636	0.0869	35.2	48.1	1	10.0-153			30.9	35
1,3-Dichloropropane	0.181	U	0.143	0.126	79.2	69.8	1	10.0-154			12.6	35
cis-1,3-Dichloropropene	0.181	U	0.105	0.101	58.2	56.0	1	10.0-151			3.92	37
trans-1,3-Dichloropropene	0.181	U	0.142	0.125	78.6	69.4	1	10.0-148			12.5	37
2,2-Dichloropropane	0.181	U	0.0649	0.0886	35.9	49.0	1	10.0-138			30.9	36
Di-isopropyl ether	0.181	U	0.113	0.113	62.3	62.7	1	10.0-147			0.640	36
Ethylbenzene	0.181	U	0.0801	0.0985	44.3	54.5	1	10.0-160			20.6	38
Hexachloro-1,3-butadiene	0.181	U	0.0808	0.0862	44.7	47.7	1	10.0-160			6.41	40
Isopropylbenzene	0.181	U	0.0720	0.0883	39.8	48.9	1	10.0-155			20.4	38
p-Isopropyltoluene	0.181	U	0.0836	0.0964	46.2	53.4	1	10.0-160			14.3	40
2-Butanone (MEK)	0.904	0.124	1.23	0.908	123	86.8	1	10.0-160			30.3	40
Methylene Chloride	0.181	U	0.105	0.108	58.1	59.8	1	10.0-141			2.85	37
4-Methyl-2-pentanone (MIBK)	0.904	U	1.08	0.791	119	87.5	1	10.0-160			30.7	35
Methyl tert-butyl ether	0.181	U	0.108	0.102	60.0	56.6	1	11.0-147			5.76	35
Naphthalene	0.181	U	0.105	0.0902	58.0	49.9	1	10.0-160			15.0	36
n-Propylbenzene	0.181	U	0.0891	0.107	49.3	59.3	1	10.0-158			18.4	38
Styrene	0.181	U	0.0901	0.0925	49.8	51.2	1	10.0-160			2.69	40
1,1,1,2-Tetrachloroethane	0.181	U	0.0959	0.0977	53.0	54.1	1	10.0-149			1.94	39
1,1,2,2-Tetrachloroethane	0.181	U	0.211	0.159	117	88.0	1	10.0-160			28.1	35
Toluene	0.181	U	0.0889	0.107	49.2	59.2	1	10.0-156			18.5	38

1Cp

2Tc

3Ss

4Cn

5Ds

6Sr

7Qc

8Gl

9Al

10Sc

L1327778-01 Original Sample (OS) • Matrix Spike (MS) • Matrix Spike Duplicate (MSD)

(OS) L1327778-01 03/19/21 10:44 • (MS) R3633732-4 03/19/21 15:29 • (MSD) R3633732-5 03/19/21 15:48

Analyte	Spike Amount (dry) mg/kg	Original Result (dry) mg/kg	MS Result (dry) mg/kg	MSD Result (dry) mg/kg	MS Rec. %	MSD Rec. %	Dilution	Rec. Limits %	MS Qualifier	MSD Qualifier	RPD %	RPD Limits %
1,1,2-Trichlorotrifluoroethane	0.181	U	0.0704	0.111	39.0	61.4	1	10.0-160		J3	44.8	36
1,2,3-Trichlorobenzene	0.181	U	0.0866	0.0875	47.9	48.4	1	10.0-160			0.997	40
1,2,4-Trichlorobenzene	0.181	U	0.0849	0.0849	47.0	47.0	1	10.0-160			0.000	40
1,1,1-Trichloroethane	0.181	U	0.0674	0.0843	37.3	46.6	1	10.0-144			22.3	35
1,1,2-Trichloroethane	0.181	U	0.145	0.125	80.0	69.1	1	10.0-160			14.6	35
Trichloroethene	0.181	U	0.0669	0.0896	37.0	49.6	1	10.0-156			29.0	38
Trichlorofluoromethane	0.181	U	0.0383	0.0568	21.2	31.4	1	10.0-160			38.9	40
1,2,3-Trichloropropane	0.181	U	0.210	0.150	116	83.2	1	10.0-156			32.9	35
1,2,3-Trimethylbenzene	0.181	U	0.0980	0.100	54.2	55.4	1	10.0-160			2.19	36
1,2,4-Trimethylbenzene	0.181	U	0.0876	0.0986	48.5	54.6	1	10.0-160			11.8	36
1,3,5-Trimethylbenzene	0.181	U	0.0893	0.0999	49.4	55.3	1	10.0-160			11.2	38
Vinyl chloride	0.181	U	0.0607	0.0915	33.6	50.6	1	10.0-160		J3	40.5	37
Xylenes, Total	0.542	U	0.234	0.263	43.2	48.5	1	10.0-160			11.6	38
(S) Toluene-d8					112	111		75.0-131				
(S) 4-Bromofluorobenzene					89.8	88.4		67.0-138				
(S) 1,2-Dichloroethane-d4					93.8	92.8		70.0-130				

1Cp

2Tc

3Ss

4Cn

5Ds

6Sr

7Qc

8Gl

9Al

10Sc

Method Blank (MB)

(MB) R3634111-2 03/23/21 19:29

Analyte	MB Result mg/kg	MB Qualifier	MB MDL mg/kg	MB RDL mg/kg
Tetrachloroethene	U		0.000896	0.00250
(S) Toluene-d8	102			75.0-131
(S) 4-Bromofluorobenzene	94.8			67.0-138
(S) 1,2-Dichloroethane-d4	76.3			70.0-130

Laboratory Control Sample (LCS)

(LCS) R3634111-1 03/23/21 18:51

Analyte	Spike Amount mg/kg	LCS Result mg/kg	LCS Rec. %	Rec. Limits %	LCS Qualifier
Tetrachloroethene	0.125	0.108	86.4	70.0-136	
(S) Toluene-d8			100	75.0-131	
(S) 4-Bromofluorobenzene			91.8	67.0-138	
(S) 1,2-Dichloroethane-d4			77.4	70.0-130	

¹Cp

²Tc

³Ss

⁴Cn

⁵Ds

⁶Sr

⁷Qc

⁸Gl

⁹Al

¹⁰Sc

Method Blank (MB)

(MB) R3632479-1 03/18/21 18:25

Analyte	MB Result mg/kg	MB Qualifier	MB MDL mg/kg	MB RDL mg/kg
C12-C22 Hydrocarbons	U		0.733	4.00
C22-C32 Hydrocarbons	U		1.33	4.00
C32-C40 Hydrocarbons	U		1.33	4.00
(S) o-Terphenyl	91.0			18.0-148

Laboratory Control Sample (LCS)

(LCS) R3632479-2 03/18/21 18:37

Analyte	Spike Amount mg/kg	LCS Result mg/kg	LCS Rec. %	Rec. Limits %	LCS Qualifier
C22-C32 Hydrocarbons	25.0	18.5	74.0	50.0-150	
C12-C22 Hydrocarbons	25.0	19.7	78.8	50.0-150	
(S) o-Terphenyl			78.7	18.0-148	

L1327778-01 Original Sample (OS) • Matrix Spike (MS) • Matrix Spike Duplicate (MSD)

(OS) L1327778-01 03/18/21 18:50 • (MS) R3632479-3 03/18/21 19:03 • (MSD) R3632479-4 03/18/21 19:15

Analyte	Spike Amount (dry) mg/kg	Original Result (dry) mg/kg	MS Result (dry) mg/kg	MSD Result (dry) mg/kg	MS Rec. %	MSD Rec. %	Dilution	Rec. Limits %	MS Qualifier	MSD Qualifier	RPD %	RPD Limits %
C22-C32 Hydrocarbons	29.6	U	20.0	19.1	67.8	64.2	1	50.0-150			5.00	20
C12-C22 Hydrocarbons	29.6	1.52	25.7	22.0	81.7	69.0	1	50.0-150			15.4	20
(S) o-Terphenyl					71.2	69.0		18.0-148				

1Cp

2Tc

3Ss

4Cn

5Ds

6Sr

7Qc

8Gl

9Al

10Sc

GLOSSARY OF TERMS

Guide to Reading and Understanding Your Laboratory Report

The information below is designed to better explain the various terms used in your report of analytical results from the Laboratory. This is not intended as a comprehensive explanation, and if you have additional questions please contact your project representative.

Results Disclaimer - Information that may be provided by the customer, and contained within this report, include Permit Limits, Project Name, Sample ID, Sample Matrix, Sample Preservation, Field Blanks, Field Spikes, Field Duplicates, On-Site Data, Sampling Collection Dates/Times, and Sampling Location. Results relate to the accuracy of this information provided, and as the samples are received.

Abbreviations and Definitions

(dry)	Results are reported based on the dry weight of the sample. [this will only be present on a dry report basis for soils].
MDL	Method Detection Limit.
MDL (dry)	Method Detection Limit.
RDL	Reported Detection Limit.
RDL (dry)	Reported Detection Limit.
Rec.	Recovery.
RPD	Relative Percent Difference.
SDG	Sample Delivery Group.
(S)	Surrogate (Surrogate Standard) - Analytes added to every blank, sample, Laboratory Control Sample/Duplicate and Matrix Spike/Duplicate; used to evaluate analytical efficiency by measuring recovery. Surrogates are not expected to be detected in all environmental media.
U	Not detected at the Reporting Limit (or MDL where applicable).
Analyte	The name of the particular compound or analysis performed. Some Analyses and Methods will have multiple analytes reported.
Dilution	If the sample matrix contains an interfering material, the sample preparation volume or weight values differ from the standard, or if concentrations of analytes in the sample are higher than the highest limit of concentration that the laboratory can accurately report, the sample may be diluted for analysis. If a value different than 1 is used in this field, the result reported has already been corrected for this factor.
Limits	These are the target % recovery ranges or % difference value that the laboratory has historically determined as normal for the method and analyte being reported. Successful QC Sample analysis will target all analytes recovered or duplicated within these ranges.
Original Sample	The non-spiked sample in the prep batch used to determine the Relative Percent Difference (RPD) from a quality control sample. The Original Sample may not be included within the reported SDG.
Qualifier	This column provides a letter and/or number designation that corresponds to additional information concerning the result reported. If a Qualifier is present, a definition per Qualifier is provided within the Glossary and Definitions page and potentially a discussion of possible implications of the Qualifier in the Case Narrative if applicable.
Result	The actual analytical final result (corrected for any sample specific characteristics) reported for your sample. If there was no measurable result returned for a specific analyte, the result in this column may state "ND" (Not Detected) or "BDL" (Below Detectable Levels). The information in the results column should always be accompanied by either an MDL (Method Detection Limit) or RDL (Reporting Detection Limit) that defines the lowest value that the laboratory could detect or report for this analyte.
Uncertainty (Radiochemistry)	Confidence level of 2 sigma.
Case Narrative (Cn)	A brief discussion about the included sample results, including a discussion of any non-conformances to protocol observed either at sample receipt by the laboratory from the field or during the analytical process. If present, there will be a section in the Case Narrative to discuss the meaning of any data qualifiers used in the report.
Quality Control Summary (Qc)	This section of the report includes the results of the laboratory quality control analyses required by procedure or analytical methods to assist in evaluating the validity of the results reported for your samples. These analyses are not being performed on your samples typically, but on laboratory generated material.
Sample Chain of Custody (Sc)	This is the document created in the field when your samples were initially collected. This is used to verify the time and date of collection, the person collecting the samples, and the analyses that the laboratory is requested to perform. This chain of custody also documents all persons (excluding commercial shippers) that have had control or possession of the samples from the time of collection until delivery to the laboratory for analysis.
Sample Results (Sr)	This section of your report will provide the results of all testing performed on your samples. These results are provided by sample ID and are separated by the analyses performed on each sample. The header line of each analysis section for each sample will provide the name and method number for the analysis reported.
Sample Summary (Ss)	This section of the Analytical Report defines the specific analyses performed for each sample ID, including the dates and times of preparation and/or analysis.

Qualifier Description

B	The same analyte is found in the associated blank.
J	The identification of the analyte is acceptable; the reported value is an estimate.
J3	The associated batch QC was outside the established quality control range for precision.
J4	The associated batch QC was outside the established quality control range for accuracy.



ACCREDITATIONS & LOCATIONS

Pace Analytical National 12065 Lebanon Rd Mount Juliet, TN 37122

Alabama	40660	Nebraska	NE-OS-15-05
Alaska	17-026	Nevada	TN000032021-1
Arizona	AZ0612	New Hampshire	2975
Arkansas	88-0469	New Jersey--NELAP	TN002
California	2932	New Mexico ¹	TN00003
Colorado	TN00003	New York	11742
Connecticut	PH-0197	North Carolina	Env375
Florida	E87487	North Carolina ¹	DW21704
Georgia	NELAP	North Carolina ³	41
Georgia ¹	923	North Dakota	R-140
Idaho	TN00003	Ohio--VAP	CL0069
Illinois	200008	Oklahoma	9915
Indiana	C-TN-01	Oregon	TN200002
Iowa	364	Pennsylvania	68-02979
Kansas	E-10277	Rhode Island	LA000356
Kentucky ^{1,6}	KY90010	South Carolina	84004002
Kentucky ²	16	South Dakota	n/a
Louisiana	AI30792	Tennessee ^{1,4}	2006
Louisiana	LA018	Texas	T104704245-20-18
Maine	TN00003	Texas ⁵	LAB0152
Maryland	324	Utah	TN000032021-11
Massachusetts	M-TN003	Vermont	VT2006
Michigan	9958	Virginia	110033
Minnesota	047-999-395	Washington	C847
Mississippi	TN00003	West Virginia	233
Missouri	340	Wisconsin	998093910
Montana	CERT0086	Wyoming	A2LA
A2LA -- ISO 17025	1461.01	AIHA-LAP,LLC EMLAP	100789
A2LA -- ISO 17025 ⁵	1461.02	DOD	1461.01
Canada	1461.01	USDA	P330-15-00234
EPA--Crypto	TN00003		

¹ Drinking Water ² Underground Storage Tanks ³ Aquatic Toxicity ⁴ Chemical/Microbiological ⁵ Mold ⁶ Wastewater n/a Accreditation not applicable

* Not all certifications held by the laboratory are applicable to the results reported in the attached report.

* Accreditation is only applicable to the test methods specified on each scope of accreditation held by Pace Analytical.



March 24, 2021

1 Cp

2 Tc

3 Ss

4 Cn

5 Ds

6 Sr

7 Qc

8 Gl

9 Al

10 Sc

RMD Environmental - Walnut Creek, CA

Sample Delivery Group: L1328417
Samples Received: 03/18/2021
Project Number: 01-LP-001 TASK 2
Description: Lane Partners, 222 E. 4th Ave

Report To: Erin Male
1371 Oakland Blvd.
Suite 200
Walnut Creek, CA 94596

Entire Report Reviewed By:



Jared Starkey
Project Manager

Results relate only to the items tested or calibrated and are reported as rounded values. This test report shall not be reproduced, except in full, without written approval of the laboratory. Where applicable, sampling conducted by Pace Analytical National is performed per guidance provided in laboratory standard operating procedures ENV-SOP-MTJL-0067 and ENV-SOP-MTJL-0068. Where sampling conducted by the customer, results relate to the accuracy of the information provided, and as the samples are received.

Pace Analytical National12065 Lebanon Rd Mount Juliet, TN 37122 615-758-5858 800-767-5859 www.pacenational.com

TABLE OF CONTENTS

Cp: Cover Page	1	¹ Cp
Tc: Table of Contents	2	
Ss: Sample Summary	3	² Tc
Cn: Case Narrative	4	
Ds: Detection Summary	5	³ Ss
Sr: Sample Results	6	⁴ Cn
SB-06-COMP L1328417-01	6	
SB-09-COMP L1328417-02	8	⁵ Ds
SB-10-COMP L1328417-03	10	
Qc: Quality Control Summary	12	⁶ Sr
Total Solids by Method 2540 G-2011	12	
Volatile Organic Compounds (GC) by Method 8015	13	⁷ Qc
Volatile Organic Compounds (GC/MS) by Method 8260B	14	⁸ Gl
Semi-Volatile Organic Compounds (GC) by Method 8015	20	
Gl: Glossary of Terms	21	⁹ Al
Al: Accreditations & Locations	22	
Sc: Sample Chain of Custody	23	¹⁰ Sc

SAMPLE SUMMARY

SB-06-COMP L1328417-01 Solid

Collected by
Erin Male

Collected date/time
03/16/21 00:00

Received date/time
03/18/21 12:30

Method	Batch	Dilution	Preparation date/time	Analysis date/time	Analyst	Location
Total Solids by Method 2540 G-2011	WG1637327	1	03/20/21 15:11	03/20/21 15:34	MT	Mt. Juliet, TN
Volatile Organic Compounds (GC) by Method 8015	WG1637800	1	03/18/21 17:48	03/20/21 19:22	BMB	Mt. Juliet, TN
Volatile Organic Compounds (GC/MS) by Method 8260B	WG1638031	1	03/18/21 17:48	03/21/21 00:25	JHH	Mt. Juliet, TN
Semi-Volatile Organic Compounds (GC) by Method 8015	WG1639129	1	03/23/21 16:13	03/24/21 04:17	JN	Mt. Juliet, TN

SB-09-COMP L1328417-02 Solid

Collected by
Erin Male

Collected date/time
03/16/21 00:00

Received date/time
03/18/21 12:30

Method	Batch	Dilution	Preparation date/time	Analysis date/time	Analyst	Location
Total Solids by Method 2540 G-2011	WG1637327	1	03/20/21 15:11	03/20/21 15:34	MT	Mt. Juliet, TN
Volatile Organic Compounds (GC) by Method 8015	WG1637800	1	03/18/21 17:48	03/20/21 19:44	BMB	Mt. Juliet, TN
Volatile Organic Compounds (GC/MS) by Method 8260B	WG1638031	1	03/18/21 17:48	03/21/21 00:44	JHH	Mt. Juliet, TN
Semi-Volatile Organic Compounds (GC) by Method 8015	WG1639129	1	03/23/21 16:13	03/24/21 05:00	JN	Mt. Juliet, TN

SB-10-COMP L1328417-03 Solid

Collected by
Erin Male

Collected date/time
03/16/21 00:00

Received date/time
03/18/21 12:30

Method	Batch	Dilution	Preparation date/time	Analysis date/time	Analyst	Location
Total Solids by Method 2540 G-2011	WG1637327	1	03/20/21 15:11	03/20/21 15:34	MT	Mt. Juliet, TN
Volatile Organic Compounds (GC) by Method 8015	WG1637800	1	03/18/21 17:48	03/20/21 20:06	BMB	Mt. Juliet, TN
Volatile Organic Compounds (GC/MS) by Method 8260B	WG1638031	1	03/18/21 17:48	03/21/21 01:02	JHH	Mt. Juliet, TN
Semi-Volatile Organic Compounds (GC) by Method 8015	WG1639129	1	03/23/21 16:13	03/24/21 05:15	JN	Mt. Juliet, TN



CASE NARRATIVE

All sample aliquots were received at the correct temperature, in the proper containers, with the appropriate preservatives, and within method specified holding times, unless qualified or notated within the report. Where applicable, all MDL (LOD) and RDL (LOQ) values reported for environmental samples have been corrected for the dilution factor used in the analysis. All Method and Batch Quality Control are within established criteria except where addressed in this case narrative, a non-conformance form or properly qualified within the sample results. By my digital signature below, I affirm to the best of my knowledge, all problems/anomalies observed by the laboratory as having the potential to affect the quality of the data have been identified by the laboratory, and no information or data have been knowingly withheld that would affect the quality of the data.



Jared Starkey
Project Manager

¹ Cp

² Tc

³ Ss

⁴ Cn

⁵ Ds

⁶ Sr

⁷ Qc

⁸ Gl

⁹ Al

¹⁰ Sc

DETECTION SUMMARY

Volatile Organic Compounds (GC/MS) by Method 8260B

Client ID	Lab Sample ID	Analyte	Result (dry) mg/kg	Qualifier	MDL (dry) mg/kg	RDL (dry) mg/kg	Dilution	Analysis date / time	Batch
SB-06-COMP	<u>L1328417-01</u>	2-Butanone (MEK)	0.142	<u>B J</u>	0.0941	0.148	1	03/21/2021 00:25	WG1638031
SB-06-COMP	<u>L1328417-01</u>	Tetrachloroethene	0.00423		0.00133	0.00371	1	03/21/2021 00:25	WG1638031
SB-06-COMP	<u>L1328417-01</u>	1,2,4-Trimethylbenzene	0.00385	<u>J</u>	0.00234	0.00741	1	03/21/2021 00:25	WG1638031
SB-06-COMP	<u>L1328417-01</u>	Xylenes, Total	0.00261	<u>J</u>	0.00130	0.00964	1	03/21/2021 00:25	WG1638031
SB-09-COMP	<u>L1328417-02</u>	2-Butanone (MEK)	0.150	<u>B</u>	0.0827	0.130	1	03/21/2021 00:44	WG1638031
SB-09-COMP	<u>L1328417-02</u>	Tetrachloroethene	0.00349		0.00117	0.00326	1	03/21/2021 00:44	WG1638031
SB-10-COMP	<u>L1328417-03</u>	2-Butanone (MEK)	0.119	<u>B J</u>	0.0806	0.127	1	03/21/2021 01:02	WG1638031
SB-10-COMP	<u>L1328417-03</u>	Tetrachloroethene	0.00352		0.00114	0.00317	1	03/21/2021 01:02	WG1638031

Semi-Volatile Organic Compounds (GC) by Method 8015

Client ID	Lab Sample ID	Analyte	Result (dry) mg/kg	Qualifier	MDL (dry) mg/kg	RDL (dry) mg/kg	Dilution	Analysis date / time	Batch
SB-06-COMP	<u>L1328417-01</u>	C12-C22 Hydrocarbons	0.933	<u>J</u>	0.910	4.96	1	03/24/2021 04:17	WG1639129
SB-09-COMP	<u>L1328417-02</u>	C12-C22 Hydrocarbons	1.12	<u>J</u>	0.844	4.60	1	03/24/2021 05:00	WG1639129
SB-10-COMP	<u>L1328417-03</u>	C12-C22 Hydrocarbons	1.12	<u>J</u>	0.832	4.54	1	03/24/2021 05:15	WG1639129



Total Solids by Method 2540 G-2011

Analyte	Result	Qualifier	Dilution	Analysis	Batch
	%			date / time	
Total Solids	80.6		1	03/20/2021 15:34	WG1637327

Volatile Organic Compounds (GC) by Method 8015

Analyte	Result (dry)	Qualifier	MDL (dry)	RDL (dry)	Dilution	Analysis	Batch
	mg/kg		mg/kg	mg/kg		date / time	
TPHG C5 - C12	U	J3	0.0412	0.124	1	03/20/2021 19:22	WG1637800
(S) a,a,a-Trifluorotoluene(FID)	91.5			77.0-120		03/20/2021 19:22	WG1637800

Volatile Organic Compounds (GC/MS) by Method 8260B

Analyte	Result (dry)	Qualifier	MDL (dry)	RDL (dry)	Dilution	Analysis	Batch
	mg/kg		mg/kg	mg/kg		date / time	
Acetone	U	J3 J4	0.0541	0.0741	1	03/21/2021 00:25	WG1638031
Acrylonitrile	U		0.00535	0.0185	1	03/21/2021 00:25	WG1638031
Benzene	U		0.000692	0.00148	1	03/21/2021 00:25	WG1638031
Bromobenzene	U		0.00133	0.0185	1	03/21/2021 00:25	WG1638031
Bromodichloromethane	U		0.00107	0.00371	1	03/21/2021 00:25	WG1638031
Bromoform	U		0.00173	0.0371	1	03/21/2021 00:25	WG1638031
Bromomethane	U		0.00292	0.0185	1	03/21/2021 00:25	WG1638031
n-Butylbenzene	U		0.00778	0.0185	1	03/21/2021 00:25	WG1638031
sec-Butylbenzene	U		0.00427	0.0185	1	03/21/2021 00:25	WG1638031
tert-Butylbenzene	U		0.00289	0.00741	1	03/21/2021 00:25	WG1638031
Carbon tetrachloride	U		0.00133	0.00741	1	03/21/2021 00:25	WG1638031
Chlorobenzene	U		0.000311	0.00371	1	03/21/2021 00:25	WG1638031
Chlorodibromomethane	U		0.000907	0.00371	1	03/21/2021 00:25	WG1638031
Chloroethane	U		0.00252	0.00741	1	03/21/2021 00:25	WG1638031
Chloroform	U		0.00153	0.00371	1	03/21/2021 00:25	WG1638031
Chloromethane	U		0.00645	0.0185	1	03/21/2021 00:25	WG1638031
2-Chlorotoluene	U		0.00128	0.00371	1	03/21/2021 00:25	WG1638031
4-Chlorotoluene	U		0.000667	0.00741	1	03/21/2021 00:25	WG1638031
1,2-Dibromo-3-Chloropropane	U		0.00578	0.0371	1	03/21/2021 00:25	WG1638031
1,2-Dibromoethane	U		0.000961	0.00371	1	03/21/2021 00:25	WG1638031
Dibromomethane	U		0.00111	0.00741	1	03/21/2021 00:25	WG1638031
1,2-Dichlorobenzene	U		0.000630	0.00741	1	03/21/2021 00:25	WG1638031
1,3-Dichlorobenzene	U		0.000890	0.00741	1	03/21/2021 00:25	WG1638031
1,4-Dichlorobenzene	U		0.00104	0.00741	1	03/21/2021 00:25	WG1638031
Dichlorodifluoromethane	U		0.00239	0.00371	1	03/21/2021 00:25	WG1638031
1,1-Dichloroethane	U		0.000728	0.00371	1	03/21/2021 00:25	WG1638031
1,2-Dichloroethane	U		0.000962	0.00371	1	03/21/2021 00:25	WG1638031
1,1-Dichloroethene	U		0.000898	0.00371	1	03/21/2021 00:25	WG1638031
cis-1,2-Dichloroethene	U		0.00109	0.00371	1	03/21/2021 00:25	WG1638031
trans-1,2-Dichloroethene	U		0.00154	0.00741	1	03/21/2021 00:25	WG1638031
1,2-Dichloropropane	U		0.00211	0.00741	1	03/21/2021 00:25	WG1638031
1,1-Dichloropropene	U		0.00120	0.00371	1	03/21/2021 00:25	WG1638031
1,3-Dichloropropane	U		0.000743	0.00741	1	03/21/2021 00:25	WG1638031
cis-1,3-Dichloropropene	U		0.00112	0.00371	1	03/21/2021 00:25	WG1638031
trans-1,3-Dichloropropene	U		0.00169	0.00741	1	03/21/2021 00:25	WG1638031
2,2-Dichloropropane	U		0.00205	0.00371	1	03/21/2021 00:25	WG1638031
Di-isopropyl ether	U		0.000608	0.00148	1	03/21/2021 00:25	WG1638031
Ethylbenzene	U		0.00109	0.00371	1	03/21/2021 00:25	WG1638031
Hexachloro-1,3-butadiene	U		0.00890	0.0371	1	03/21/2021 00:25	WG1638031
Isopropylbenzene	U		0.000630	0.00371	1	03/21/2021 00:25	WG1638031
p-Isopropyltoluene	U		0.00378	0.00741	1	03/21/2021 00:25	WG1638031
2-Butanone (MEK)	0.142	B J	0.0941	0.148	1	03/21/2021 00:25	WG1638031
Methylene Chloride	U	J3	0.00984	0.0371	1	03/21/2021 00:25	WG1638031
4-Methyl-2-pentanone (MIBK)	U		0.00338	0.0371	1	03/21/2021 00:25	WG1638031



Volatile Organic Compounds (GC/MS) by Method 8260B

Analyte	Result (dry) mg/kg	Qualifier	MDL (dry) mg/kg	RDL (dry) mg/kg	Dilution	Analysis date / time	Batch
Methyl tert-butyl ether	U		0.000519	0.00148	1	03/21/2021 00:25	WG1638031
Naphthalene	U		0.00723	0.0185	1	03/21/2021 00:25	WG1638031
n-Propylbenzene	U		0.00141	0.00741	1	03/21/2021 00:25	WG1638031
Styrene	U		0.000340	0.0185	1	03/21/2021 00:25	WG1638031
1,1,1,2-Tetrachloroethane	U		0.00141	0.00371	1	03/21/2021 00:25	WG1638031
1,1,2,2-Tetrachloroethane	U		0.00103	0.00371	1	03/21/2021 00:25	WG1638031
1,1,2-Trichlorotrifluoroethane	U		0.00112	0.00371	1	03/21/2021 00:25	WG1638031
Tetrachloroethene	0.00423		0.00133	0.00371	1	03/21/2021 00:25	WG1638031
Toluene	U		0.00193	0.00741	1	03/21/2021 00:25	WG1638031
1,2,3-Trichlorobenzene	U	J4	0.0109	0.0185	1	03/21/2021 00:25	WG1638031
1,2,4-Trichlorobenzene	U		0.00652	0.0185	1	03/21/2021 00:25	WG1638031
1,1,1-Trichloroethane	U		0.00137	0.00371	1	03/21/2021 00:25	WG1638031
1,1,2-Trichloroethane	U		0.000885	0.00371	1	03/21/2021 00:25	WG1638031
Trichloroethene	U		0.000866	0.00148	1	03/21/2021 00:25	WG1638031
Trichlorofluoromethane	U		0.00123	0.00371	1	03/21/2021 00:25	WG1638031
1,2,3-Trichloropropane	U		0.00240	0.0185	1	03/21/2021 00:25	WG1638031
1,2,4-Trimethylbenzene	0.00385	J	0.00234	0.00741	1	03/21/2021 00:25	WG1638031
1,2,3-Trimethylbenzene	U		0.00234	0.00741	1	03/21/2021 00:25	WG1638031
1,3,5-Trimethylbenzene	U		0.00297	0.00741	1	03/21/2021 00:25	WG1638031
Vinyl chloride	U		0.00172	0.00371	1	03/21/2021 00:25	WG1638031
Xylenes, Total	0.00261	J	0.00130	0.00964	1	03/21/2021 00:25	WG1638031
(S) Toluene-d8	114			75.0-131		03/21/2021 00:25	WG1638031
(S) 4-Bromofluorobenzene	87.9			67.0-138		03/21/2021 00:25	WG1638031
(S) 1,2-Dichloroethane-d4	89.6			70.0-130		03/21/2021 00:25	WG1638031

¹ Cp
² Tc
³ Ss
⁴ Cn
⁵ Ds
⁶ Sr
⁷ Qc
⁸ Gl
⁹ Al
¹⁰ Sc

Semi-Volatile Organic Compounds (GC) by Method 8015

Analyte	Result (dry) mg/kg	Qualifier	MDL (dry) mg/kg	RDL (dry) mg/kg	Dilution	Analysis date / time	Batch
C12-C22 Hydrocarbons	0.933	J	0.910	4.96	1	03/24/2021 04:17	WG1639129
C22-C32 Hydrocarbons	U		1.65	4.96	1	03/24/2021 04:17	WG1639129
C32-C40 Hydrocarbons	U		1.65	4.96	1	03/24/2021 04:17	WG1639129
(S) o-Terphenyl	73.4			18.0-148		03/24/2021 04:17	WG1639129

Total Solids by Method 2540 G-2011

Analyte	Result	Qualifier	Dilution	Analysis	Batch
	%			date / time	
Total Solids	86.9		1	03/20/2021 15:34	WG1637327

Volatile Organic Compounds (GC) by Method 8015

Analyte	Result (dry)	Qualifier	MDL (dry)	RDL (dry)	Dilution	Analysis	Batch
	mg/kg		mg/kg	mg/kg		date / time	
TPHG C5 - C12	U		0.0382	0.115	1	03/20/2021 19:44	WG1637800
(S) a,a,a-Trifluorotoluene(FID)	91.5			77.0-120		03/20/2021 19:44	WG1637800

Volatile Organic Compounds (GC/MS) by Method 8260B

Analyte	Result (dry)	Qualifier	MDL (dry)	RDL (dry)	Dilution	Analysis	Batch
	mg/kg		mg/kg	mg/kg		date / time	
Acetone	U	J4	0.0475	0.0651	1	03/21/2021 00:44	WG1638031
Acrylonitrile	U		0.00470	0.0163	1	03/21/2021 00:44	WG1638031
Benzene	U		0.000608	0.00130	1	03/21/2021 00:44	WG1638031
Bromobenzene	U		0.00117	0.0163	1	03/21/2021 00:44	WG1638031
Bromodichloromethane	U		0.000944	0.00326	1	03/21/2021 00:44	WG1638031
Bromoform	U		0.00152	0.0326	1	03/21/2021 00:44	WG1638031
Bromomethane	U		0.00257	0.0163	1	03/21/2021 00:44	WG1638031
n-Butylbenzene	U		0.00684	0.0163	1	03/21/2021 00:44	WG1638031
sec-Butylbenzene	U		0.00375	0.0163	1	03/21/2021 00:44	WG1638031
tert-Butylbenzene	U		0.00254	0.00651	1	03/21/2021 00:44	WG1638031
Carbon tetrachloride	U		0.00117	0.00651	1	03/21/2021 00:44	WG1638031
Chlorobenzene	U		0.000273	0.00326	1	03/21/2021 00:44	WG1638031
Chlorodibromomethane	U		0.000797	0.00326	1	03/21/2021 00:44	WG1638031
Chloroethane	U		0.00221	0.00651	1	03/21/2021 00:44	WG1638031
Chloroform	U		0.00134	0.00326	1	03/21/2021 00:44	WG1638031
Chloromethane	U		0.00567	0.0163	1	03/21/2021 00:44	WG1638031
2-Chlorotoluene	U		0.00113	0.00326	1	03/21/2021 00:44	WG1638031
4-Chlorotoluene	U		0.000586	0.00651	1	03/21/2021 00:44	WG1638031
1,2-Dibromo-3-Chloropropane	U		0.00508	0.0326	1	03/21/2021 00:44	WG1638031
1,2-Dibromoethane	U		0.000844	0.00326	1	03/21/2021 00:44	WG1638031
Dibromomethane	U		0.000977	0.00651	1	03/21/2021 00:44	WG1638031
1,2-Dichlorobenzene	U		0.000553	0.00651	1	03/21/2021 00:44	WG1638031
1,3-Dichlorobenzene	U		0.000781	0.00651	1	03/21/2021 00:44	WG1638031
1,4-Dichlorobenzene	U		0.000912	0.00651	1	03/21/2021 00:44	WG1638031
Dichlorodifluoromethane	U		0.00210	0.00326	1	03/21/2021 00:44	WG1638031
1,1-Dichloroethane	U		0.000639	0.00326	1	03/21/2021 00:44	WG1638031
1,2-Dichloroethane	U		0.000845	0.00326	1	03/21/2021 00:44	WG1638031
1,1-Dichloroethene	U		0.000789	0.00326	1	03/21/2021 00:44	WG1638031
cis-1,2-Dichloroethene	U		0.000956	0.00326	1	03/21/2021 00:44	WG1638031
trans-1,2-Dichloroethene	U		0.00135	0.00651	1	03/21/2021 00:44	WG1638031
1,2-Dichloropropane	U		0.00185	0.00651	1	03/21/2021 00:44	WG1638031
1,1-Dichloropropene	U		0.00105	0.00326	1	03/21/2021 00:44	WG1638031
1,3-Dichloropropane	U		0.000652	0.00651	1	03/21/2021 00:44	WG1638031
cis-1,3-Dichloropropene	U		0.000986	0.00326	1	03/21/2021 00:44	WG1638031
trans-1,3-Dichloropropene	U		0.00148	0.00651	1	03/21/2021 00:44	WG1638031
2,2-Dichloropropane	U		0.00180	0.00326	1	03/21/2021 00:44	WG1638031
Di-isopropyl ether	U		0.000534	0.00130	1	03/21/2021 00:44	WG1638031
Ethylbenzene	U		0.000960	0.00326	1	03/21/2021 00:44	WG1638031
Hexachloro-1,3-butadiene	U		0.00781	0.0326	1	03/21/2021 00:44	WG1638031
Isopropylbenzene	U		0.000553	0.00326	1	03/21/2021 00:44	WG1638031
p-Isopropyltoluene	U		0.00332	0.00651	1	03/21/2021 00:44	WG1638031
2-Butanone (MEK)	0.150	B	0.0827	0.130	1	03/21/2021 00:44	WG1638031
Methylene Chloride	U		0.00865	0.0326	1	03/21/2021 00:44	WG1638031
4-Methyl-2-pentanone (MIBK)	U		0.00297	0.0326	1	03/21/2021 00:44	WG1638031



Volatile Organic Compounds (GC/MS) by Method 8260B

Analyte	Result (dry) mg/kg	Qualifier	MDL (dry) mg/kg	RDL (dry) mg/kg	Dilution	Analysis date / time	Batch
Methyl tert-butyl ether	U		0.000456	0.00130	1	03/21/2021 00:44	WG1638031
Naphthalene	U		0.00636	0.0163	1	03/21/2021 00:44	WG1638031
n-Propylbenzene	U		0.00124	0.00651	1	03/21/2021 00:44	WG1638031
Styrene	U		0.000298	0.0163	1	03/21/2021 00:44	WG1638031
1,1,1,2-Tetrachloroethane	U		0.00123	0.00326	1	03/21/2021 00:44	WG1638031
1,1,2,2-Tetrachloroethane	U		0.000905	0.00326	1	03/21/2021 00:44	WG1638031
1,1,2-Trichlorotrifluoroethane	U		0.000982	0.00326	1	03/21/2021 00:44	WG1638031
Tetrachloroethene	0.00349		0.00117	0.00326	1	03/21/2021 00:44	WG1638031
Toluene	U		0.00169	0.00651	1	03/21/2021 00:44	WG1638031
1,2,3-Trichlorobenzene	U	J4	0.00955	0.0163	1	03/21/2021 00:44	WG1638031
1,2,4-Trichlorobenzene	U		0.00573	0.0163	1	03/21/2021 00:44	WG1638031
1,1,1-Trichloroethane	U		0.00120	0.00326	1	03/21/2021 00:44	WG1638031
1,1,2-Trichloroethane	U		0.000777	0.00326	1	03/21/2021 00:44	WG1638031
Trichloroethene	U		0.000761	0.00130	1	03/21/2021 00:44	WG1638031
Trichlorofluoromethane	U		0.00108	0.00326	1	03/21/2021 00:44	WG1638031
1,2,3-Trichloropropane	U		0.00211	0.0163	1	03/21/2021 00:44	WG1638031
1,2,4-Trimethylbenzene	U		0.00206	0.00651	1	03/21/2021 00:44	WG1638031
1,2,3-Trimethylbenzene	U		0.00206	0.00651	1	03/21/2021 00:44	WG1638031
1,3,5-Trimethylbenzene	U		0.00260	0.00651	1	03/21/2021 00:44	WG1638031
Vinyl chloride	U		0.00151	0.00326	1	03/21/2021 00:44	WG1638031
Xylenes, Total	U		0.00115	0.00846	1	03/21/2021 00:44	WG1638031
(S) Toluene-d8	113			75.0-131		03/21/2021 00:44	WG1638031
(S) 4-Bromofluorobenzene	89.8			67.0-138		03/21/2021 00:44	WG1638031
(S) 1,2-Dichloroethane-d4	93.0			70.0-130		03/21/2021 00:44	WG1638031



Semi-Volatile Organic Compounds (GC) by Method 8015

Analyte	Result (dry) mg/kg	Qualifier	MDL (dry) mg/kg	RDL (dry) mg/kg	Dilution	Analysis date / time	Batch
C12-C22 Hydrocarbons	1.12	J	0.844	4.60	1	03/24/2021 05:00	WG1639129
C22-C32 Hydrocarbons	U		1.53	4.60	1	03/24/2021 05:00	WG1639129
C32-C40 Hydrocarbons	U		1.53	4.60	1	03/24/2021 05:00	WG1639129
(S) o-Terphenyl	63.6			18.0-148		03/24/2021 05:00	WG1639129

Total Solids by Method 2540 G-2011

Analyte	Result	Qualifier	Dilution	Analysis	Batch
	%			date / time	
Total Solids	88.2		1	03/20/2021 15:34	WG1637327

Volatile Organic Compounds (GC) by Method 8015

Analyte	Result (dry)	Qualifier	MDL (dry)	RDL (dry)	Dilution	Analysis	Batch
	mg/kg		mg/kg	mg/kg		date / time	
TPHG C5 - C12	U		0.0377	0.113	1	03/20/2021 20:06	WG1637800
(S) a,a,a-Trifluorotoluene(FID)	91.1			77.0-120		03/20/2021 20:06	WG1637800

Volatile Organic Compounds (GC/MS) by Method 8260B

Analyte	Result (dry)	Qualifier	MDL (dry)	RDL (dry)	Dilution	Analysis	Batch
	mg/kg		mg/kg	mg/kg		date / time	
Acetone	U	J4	0.0463	0.0635	1	03/21/2021 01:02	WG1638031
Acrylonitrile	U		0.00458	0.0159	1	03/21/2021 01:02	WG1638031
Benzene	U		0.000593	0.00127	1	03/21/2021 01:02	WG1638031
Bromobenzene	U		0.00114	0.0159	1	03/21/2021 01:02	WG1638031
Bromodichloromethane	U		0.000920	0.00317	1	03/21/2021 01:02	WG1638031
Bromoform	U		0.00149	0.0317	1	03/21/2021 01:02	WG1638031
Bromomethane	U		0.00250	0.0159	1	03/21/2021 01:02	WG1638031
n-Butylbenzene	U		0.00667	0.0159	1	03/21/2021 01:02	WG1638031
sec-Butylbenzene	U		0.00366	0.0159	1	03/21/2021 01:02	WG1638031
tert-Butylbenzene	U		0.00248	0.00635	1	03/21/2021 01:02	WG1638031
Carbon tetrachloride	U		0.00114	0.00635	1	03/21/2021 01:02	WG1638031
Chlorobenzene	U		0.000267	0.00317	1	03/21/2021 01:02	WG1638031
Chlorodibromomethane	U		0.000777	0.00317	1	03/21/2021 01:02	WG1638031
Chloroethane	U		0.00216	0.00635	1	03/21/2021 01:02	WG1638031
Chloroform	U		0.00131	0.00317	1	03/21/2021 01:02	WG1638031
Chloromethane	U		0.00552	0.0159	1	03/21/2021 01:02	WG1638031
2-Chlorotoluene	U		0.00110	0.00317	1	03/21/2021 01:02	WG1638031
4-Chlorotoluene	U		0.000571	0.00635	1	03/21/2021 01:02	WG1638031
1,2-Dibromo-3-Chloropropane	U		0.00495	0.0317	1	03/21/2021 01:02	WG1638031
1,2-Dibromoethane	U		0.000823	0.00317	1	03/21/2021 01:02	WG1638031
Dibromomethane	U		0.000952	0.00635	1	03/21/2021 01:02	WG1638031
1,2-Dichlorobenzene	U		0.000540	0.00635	1	03/21/2021 01:02	WG1638031
1,3-Dichlorobenzene	U		0.000762	0.00635	1	03/21/2021 01:02	WG1638031
1,4-Dichlorobenzene	U		0.000889	0.00635	1	03/21/2021 01:02	WG1638031
Dichlorodifluoromethane	U		0.00204	0.00317	1	03/21/2021 01:02	WG1638031
1,1-Dichloroethane	U		0.000623	0.00317	1	03/21/2021 01:02	WG1638031
1,2-Dichloroethane	U		0.000824	0.00317	1	03/21/2021 01:02	WG1638031
1,1-Dichloroethene	U		0.000769	0.00317	1	03/21/2021 01:02	WG1638031
cis-1,2-Dichloroethene	U		0.000932	0.00317	1	03/21/2021 01:02	WG1638031
trans-1,2-Dichloroethene	U		0.00132	0.00635	1	03/21/2021 01:02	WG1638031
1,2-Dichloropropane	U		0.00180	0.00635	1	03/21/2021 01:02	WG1638031
1,1-Dichloropropene	U		0.00103	0.00317	1	03/21/2021 01:02	WG1638031
1,3-Dichloropropane	U		0.000636	0.00635	1	03/21/2021 01:02	WG1638031
cis-1,3-Dichloropropene	U		0.000961	0.00317	1	03/21/2021 01:02	WG1638031
trans-1,3-Dichloropropene	U		0.00145	0.00635	1	03/21/2021 01:02	WG1638031
2,2-Dichloropropane	U		0.00175	0.00317	1	03/21/2021 01:02	WG1638031
Di-isopropyl ether	U		0.000521	0.00127	1	03/21/2021 01:02	WG1638031
Ethylbenzene	U		0.000936	0.00317	1	03/21/2021 01:02	WG1638031
Hexachloro-1,3-butadiene	U		0.00762	0.0317	1	03/21/2021 01:02	WG1638031
Isopropylbenzene	U		0.000540	0.00317	1	03/21/2021 01:02	WG1638031
p-Isopropyltoluene	U		0.00324	0.00635	1	03/21/2021 01:02	WG1638031
2-Butanone (MEK)	0.119	B J	0.0806	0.127	1	03/21/2021 01:02	WG1638031
Methylene Chloride	U		0.00843	0.0317	1	03/21/2021 01:02	WG1638031
4-Methyl-2-pentanone (MIBK)	U		0.00289	0.0317	1	03/21/2021 01:02	WG1638031



Volatile Organic Compounds (GC/MS) by Method 8260B

Analyte	Result (dry) mg/kg	Qualifier	MDL (dry) mg/kg	RDL (dry) mg/kg	Dilution	Analysis date / time	Batch
Methyl tert-butyl ether	U		0.000444	0.00127	1	03/21/2021 01:02	WG1638031
Naphthalene	U		0.00620	0.0159	1	03/21/2021 01:02	WG1638031
n-Propylbenzene	U		0.00121	0.00635	1	03/21/2021 01:02	WG1638031
Styrene	U		0.000291	0.0159	1	03/21/2021 01:02	WG1638031
1,1,1,2-Tetrachloroethane	U		0.00120	0.00317	1	03/21/2021 01:02	WG1638031
1,1,2,2-Tetrachloroethane	U		0.000882	0.00317	1	03/21/2021 01:02	WG1638031
1,1,2-Trichlorotrifluoroethane	U		0.000957	0.00317	1	03/21/2021 01:02	WG1638031
Tetrachloroethene	0.00352		0.00114	0.00317	1	03/21/2021 01:02	WG1638031
Toluene	U		0.00165	0.00635	1	03/21/2021 01:02	WG1638031
1,2,3-Trichlorobenzene	U	J4	0.00931	0.0159	1	03/21/2021 01:02	WG1638031
1,2,4-Trichlorobenzene	U		0.00559	0.0159	1	03/21/2021 01:02	WG1638031
1,1,1-Trichloroethane	U		0.00117	0.00317	1	03/21/2021 01:02	WG1638031
1,1,2-Trichloroethane	U		0.000758	0.00317	1	03/21/2021 01:02	WG1638031
Trichloroethene	U		0.000741	0.00127	1	03/21/2021 01:02	WG1638031
Trichlorofluoromethane	U		0.00105	0.00317	1	03/21/2021 01:02	WG1638031
1,2,3-Trichloropropane	U		0.00206	0.0159	1	03/21/2021 01:02	WG1638031
1,2,4-Trimethylbenzene	U		0.00201	0.00635	1	03/21/2021 01:02	WG1638031
1,2,3-Trimethylbenzene	U		0.00201	0.00635	1	03/21/2021 01:02	WG1638031
1,3,5-Trimethylbenzene	U		0.00254	0.00635	1	03/21/2021 01:02	WG1638031
Vinyl chloride	U		0.00147	0.00317	1	03/21/2021 01:02	WG1638031
Xylenes, Total	U		0.00112	0.00825	1	03/21/2021 01:02	WG1638031
(S) Toluene-d8	112			75.0-131		03/21/2021 01:02	WG1638031
(S) 4-Bromofluorobenzene	87.0			67.0-138		03/21/2021 01:02	WG1638031
(S) 1,2-Dichloroethane-d4	91.3			70.0-130		03/21/2021 01:02	WG1638031

1 Cp
2 Tc
3 Ss
4 Cn
5 Ds
6 Sr
7 Qc
8 Gl
9 Al
10 Sc

Semi-Volatile Organic Compounds (GC) by Method 8015

Analyte	Result (dry) mg/kg	Qualifier	MDL (dry) mg/kg	RDL (dry) mg/kg	Dilution	Analysis date / time	Batch
C12-C22 Hydrocarbons	1.12	J	0.832	4.54	1	03/24/2021 05:15	WG1639129
C22-C32 Hydrocarbons	U		1.51	4.54	1	03/24/2021 05:15	WG1639129
C32-C40 Hydrocarbons	U		1.51	4.54	1	03/24/2021 05:15	WG1639129
(S) o-Terphenyl	62.0			18.0-148		03/24/2021 05:15	WG1639129

Method Blank (MB)

(MB) R3633181-1 03/20/21 15:34

	MB Result	MB Qualifier	MB MDL	MB RDL
Analyte	%		%	%
Total Solids	0.000			

L1328376-02 Original Sample (OS) • Duplicate (DUP)

(OS) L1328376-02 03/20/21 15:34 • (DUP) R3633181-3 03/20/21 15:34

	Original Result	DUP Result	Dilution	DUP RPD	DUP Qualifier	DUP RPD Limits
Analyte	%	%		%		%
Total Solids	85.0	86.1	1	1.20		10

Laboratory Control Sample (LCS)

(LCS) R3633181-2 03/20/21 15:34

	Spike Amount	LCS Result	LCS Rec.	Rec. Limits	LCS Qualifier
Analyte	%	%	%	%	
Total Solids	50.0	50.0	100	85.0-115	

1Cp

2Tc

3Ss

4Cn

5Ds

6Sr

7Qc

8Gl

9Al

10Sc

Method Blank (MB)

(MB) R3633040-2 03/20/21 11:49

Analyte	MB Result mg/kg	MB Qualifier	MB MDL mg/kg	MB RDL mg/kg
TPHG C5 - C12	U		0.0332	0.100
(S) a,a,a-Trifluorotoluene(FID)	97.1			77.0-120

Laboratory Control Sample (LCS)

(LCS) R3633040-1 03/20/21 11:05

Analyte	Spike Amount mg/kg	LCS Result mg/kg	LCS Rec. %	Rec. Limits %	LCS Qualifier
TPHG C5 - C12	5.50	5.24	95.3	72.0-125	
(S) a,a,a-Trifluorotoluene(FID)			111	77.0-120	

L1327778-01 Original Sample (OS) • Matrix Spike (MS) • Matrix Spike Duplicate (MSD)

(OS) L1327778-01 03/20/21 14:35 • (MS) R3633040-3 03/20/21 21:12 • (MSD) R3633040-4 03/20/21 21:34

Analyte	Spike Amount (dry) mg/kg	Original Result (dry) mg/kg	MS Result (dry) mg/kg	MSD Result (dry) mg/kg	MS Rec. %	MSD Rec. %	Dilution	Rec. Limits %	MS Qualifier	MSD Qualifier	RPD %	RPD Limits %
TPHG C5 - C12	6.72	U	1.54	3.15	22.9	46.9	1	10.0-141		J3	68.8	29
(S) a,a,a-Trifluorotoluene(FID)					86.2	93.0		77.0-120				

L1328417-01 Original Sample (OS) • Matrix Spike (MS) • Matrix Spike Duplicate (MSD)

(OS) L1328417-01 03/20/21 19:22 • (MS) R3633040-5 03/20/21 21:56 • (MSD) R3633040-6 03/20/21 22:18

Analyte	Spike Amount (dry) mg/kg	Original Result (dry) mg/kg	MS Result (dry) mg/kg	MSD Result (dry) mg/kg	MS Rec. %	MSD Rec. %	Dilution	Rec. Limits %	MS Qualifier	MSD Qualifier	RPD %	RPD Limits %
TPHG C5 - C12	6.83	U	0.993	2.47	14.5	36.2	1	10.0-141		J3	85.3	29
(S) a,a,a-Trifluorotoluene(FID)					86.7	94.5		77.0-120				

Cp

Tc

Ss

Cn

Ds

Sr

Qc

Gl

Al

Sc

Method Blank (MB)

(MB) R3633129-2 03/20/21 20:57

Analyte	MB Result mg/kg	MB Qualifier	MB MDL mg/kg	MB RDL mg/kg
Acetone	U		0.0365	0.0500
Acrylonitrile	U		0.00361	0.0125
Benzene	U		0.000467	0.00100
Bromobenzene	U		0.000900	0.0125
Bromodichloromethane	U		0.000725	0.00250
Bromoform	U		0.00117	0.0250
Bromomethane	U		0.00197	0.0125
n-Butylbenzene	U		0.00525	0.0125
sec-Butylbenzene	U		0.00288	0.0125
tert-Butylbenzene	U		0.00195	0.00500
Carbon tetrachloride	U		0.000898	0.00500
Chlorobenzene	U		0.000210	0.00250
Chlorodibromomethane	U		0.000612	0.00250
Chloroethane	U		0.00170	0.00500
Chloroform	U		0.00103	0.00250
Chloromethane	U		0.00435	0.0125
2-Chlorotoluene	U		0.000865	0.00250
4-Chlorotoluene	U		0.000450	0.00500
1,2-Dibromo-3-Chloropropane	U		0.00390	0.0250
1,2-Dibromoethane	U		0.000648	0.00250
Dibromomethane	U		0.000750	0.00500
1,2-Dichlorobenzene	U		0.000425	0.00500
1,3-Dichlorobenzene	U		0.000600	0.00500
1,4-Dichlorobenzene	U		0.000700	0.00500
Dichlorodifluoromethane	U		0.00161	0.00250
1,1-Dichloroethane	U		0.000491	0.00250
1,2-Dichloroethane	U		0.000649	0.00250
1,1-Dichloroethene	U		0.000606	0.00250
cis-1,2-Dichloroethene	U		0.000734	0.00250
trans-1,2-Dichloroethene	U		0.00104	0.00500
1,2-Dichloropropane	U		0.00142	0.00500
1,1-Dichloropropene	U		0.000809	0.00250
1,3-Dichloropropane	U		0.000501	0.00500
cis-1,3-Dichloropropene	U		0.000757	0.00250
trans-1,3-Dichloropropene	U		0.00114	0.00500
2,2-Dichloropropane	U		0.00138	0.00250
Di-isopropyl ether	U		0.000410	0.00100
Ethylbenzene	U		0.000737	0.00250
Hexachloro-1,3-butadiene	U		0.00600	0.0250
Isopropylbenzene	U		0.000425	0.00250

¹Cp

²Tc

³Ss

⁴Cn

⁵Ds

⁶Sr

⁷Qc

⁸Gl

⁹Al

¹⁰Sc

Method Blank (MB)

(MB) R3633129-2 03/20/21 20:57

Analyte	MB Result mg/kg	MB Qualifier	MB MDL mg/kg	MB RDL mg/kg
p-Isopropyltoluene	U		0.00255	0.00500
2-Butanone (MEK)	0.108		0.0635	0.100
Methylene Chloride	U		0.00664	0.0250
4-Methyl-2-pentanone (MIBK)	U		0.00228	0.0250
Methyl tert-butyl ether	U		0.000350	0.00100
Naphthalene	U		0.00488	0.0125
n-Propylbenzene	U		0.000950	0.00500
Styrene	U		0.000229	0.0125
1,1,1,2-Tetrachloroethane	U		0.000948	0.00250
1,1,2,2-Tetrachloroethane	U		0.000695	0.00250
Tetrachloroethene	U		0.000896	0.00250
Toluene	U		0.00130	0.00500
1,1,2-Trichlorotrifluoroethane	U		0.000754	0.00250
1,2,3-Trichlorobenzene	U		0.00733	0.0125
1,2,4-Trichlorobenzene	U		0.00440	0.0125
1,1,1-Trichloroethane	U		0.000923	0.00250
1,1,2-Trichloroethane	U		0.000597	0.00250
Trichloroethene	U		0.000584	0.00100
Trichlorofluoromethane	U		0.000827	0.00250
1,2,3-Trichloropropane	U		0.00162	0.0125
1,2,3-Trimethylbenzene	U		0.00158	0.00500
1,2,4-Trimethylbenzene	U		0.00158	0.00500
1,3,5-Trimethylbenzene	U		0.00200	0.00500
Vinyl chloride	U		0.00116	0.00250
Xylenes, Total	U		0.000880	0.00650
(S) Toluene-d8	111			75.0-131
(S) 4-Bromofluorobenzene	89.4			67.0-138
(S) 1,2-Dichloroethane-d4	90.9			70.0-130

¹Cp

²Tc

³Ss

⁴Cn

⁵Ds

⁶Sr

⁷Qc

⁸Gl

⁹Al

¹⁰Sc

Laboratory Control Sample (LCS)

(LCS) R3633129-1 03/20/21 20:00

Analyte	Spike Amount mg/kg	LCS Result mg/kg	LCS Rec. %	Rec. Limits %	LCS Qualifier
Acetone	0.625	1.31	210	10.0-160	J4
Acrylonitrile	0.625	0.800	128	45.0-153	
Benzene	0.125	0.101	80.8	70.0-123	
Bromobenzene	0.125	0.122	97.6	73.0-121	
Bromodichloromethane	0.125	0.107	85.6	73.0-121	

Laboratory Control Sample (LCS)

(LCS) R3633129-1 03/20/21 20:00

Analyte	Spike Amount mg/kg	LCS Result mg/kg	LCS Rec. %	Rec. Limits %	<u>LCS Qualifier</u>
Bromoform	0.125	0.120	96.0	64.0-132	
Bromomethane	0.125	0.109	87.2	56.0-147	
n-Butylbenzene	0.125	0.103	82.4	68.0-135	
sec-Butylbenzene	0.125	0.113	90.4	74.0-130	
tert-Butylbenzene	0.125	0.108	86.4	75.0-127	
Carbon tetrachloride	0.125	0.0962	77.0	66.0-128	
Chlorobenzene	0.125	0.113	90.4	76.0-128	
Chlorodibromomethane	0.125	0.118	94.4	74.0-127	
Chloroethane	0.125	0.106	84.8	61.0-134	
Chloroform	0.125	0.102	81.6	72.0-123	
Chloromethane	0.125	0.107	85.6	51.0-138	
2-Chlorotoluene	0.125	0.118	94.4	75.0-124	
4-Chlorotoluene	0.125	0.124	99.2	75.0-124	
1,2-Dibromo-3-Chloropropane	0.125	0.121	96.8	59.0-130	
1,2-Dibromoethane	0.125	0.117	93.6	74.0-128	
Dibromomethane	0.125	0.105	84.0	75.0-122	
1,2-Dichlorobenzene	0.125	0.112	89.6	76.0-124	
1,3-Dichlorobenzene	0.125	0.117	93.6	76.0-125	
1,4-Dichlorobenzene	0.125	0.110	88.0	77.0-121	
Dichlorodifluoromethane	0.125	0.0867	69.4	43.0-156	
1,1-Dichloroethane	0.125	0.108	86.4	70.0-127	
1,2-Dichloroethane	0.125	0.105	84.0	65.0-131	
1,1-Dichloroethene	0.125	0.106	84.8	65.0-131	
cis-1,2-Dichloroethene	0.125	0.0988	79.0	73.0-125	
trans-1,2-Dichloroethene	0.125	0.0994	79.5	71.0-125	
1,2-Dichloropropane	0.125	0.115	92.0	74.0-125	
1,1-Dichloropropene	0.125	0.100	80.0	73.0-125	
1,3-Dichloropropane	0.125	0.114	91.2	80.0-125	
cis-1,3-Dichloropropene	0.125	0.103	82.4	76.0-127	
trans-1,3-Dichloropropene	0.125	0.121	96.8	73.0-127	
2,2-Dichloropropane	0.125	0.113	90.4	59.0-135	
Di-isopropyl ether	0.125	0.117	93.6	60.0-136	
Ethylbenzene	0.125	0.109	87.2	74.0-126	
Hexachloro-1,3-butadiene	0.125	0.0774	61.9	57.0-150	
Isopropylbenzene	0.125	0.100	80.0	72.0-127	
p-Isopropyltoluene	0.125	0.108	86.4	72.0-133	
2-Butanone (MEK)	0.625	0.827	132	30.0-160	
Methylene Chloride	0.125	0.107	85.6	68.0-123	
4-Methyl-2-pentanone (MIBK)	0.625	0.787	126	56.0-143	
Methyl tert-butyl ether	0.125	0.0931	74.5	66.0-132	

¹Cp

²Tc

³Ss

⁴Cn

⁵Ds

⁶Sr

⁷Qc

⁸Gl

⁹Al

¹⁰Sc

Laboratory Control Sample (LCS)

(LCS) R3633129-1 03/20/21 20:00

Analyte	Spike Amount mg/kg	LCS Result mg/kg	LCS Rec. %	Rec. Limits %	LCS Qualifier
Naphthalene	0.125	0.0827	66.2	59.0-130	
n-Propylbenzene	0.125	0.123	98.4	74.0-126	
Styrene	0.125	0.105	84.0	72.0-127	
1,1,1,2-Tetrachloroethane	0.125	0.103	82.4	74.0-129	
1,1,2,2-Tetrachloroethane	0.125	0.145	116	68.0-128	
Tetrachloroethene	0.125	0.111	88.8	70.0-136	
Toluene	0.125	0.115	92.0	75.0-121	
1,1,2-Trichlorotrifluoroethane	0.125	0.102	81.6	61.0-139	
1,2,3-Trichlorobenzene	0.125	0.0724	57.9	59.0-139	J4
1,2,4-Trichlorobenzene	0.125	0.0779	62.3	62.0-137	
1,1,1-Trichloroethane	0.125	0.0908	72.6	69.0-126	
1,1,2-Trichloroethane	0.125	0.115	92.0	78.0-123	
Trichloroethene	0.125	0.100	80.0	76.0-126	
Trichlorofluoromethane	0.125	0.0946	75.7	61.0-142	
1,2,3-Trichloropropane	0.125	0.146	117	67.0-129	
1,2,3-Trimethylbenzene	0.125	0.109	87.2	74.0-124	
1,2,4-Trimethylbenzene	0.125	0.110	88.0	70.0-126	
1,3,5-Trimethylbenzene	0.125	0.114	91.2	73.0-127	
Vinyl chloride	0.125	0.0970	77.6	63.0-134	
Xylenes, Total	0.375	0.325	86.7	72.0-127	
(S) Toluene-d8			108	75.0-131	
(S) 4-Bromofluorobenzene			89.0	67.0-138	
(S) 1,2-Dichloroethane-d4			103	70.0-130	

1Cp

2Tc

3Ss

4Cn

5Ds

6Sr

7Qc

8Gl

9Al

10Sc

L1328417-01 Original Sample (OS) • Matrix Spike (MS) • Matrix Spike Duplicate (MSD)

(OS) L1328417-01 03/21/21 00:25 • (MS) R3633129-3 03/21/21 05:09 • (MSD) R3633129-4 03/21/21 05:28

Analyte	Spike Amount (dry) mg/kg	Original Result (dry) mg/kg	MS Result (dry) mg/kg	MSD Result (dry) mg/kg	MS Rec. %	MSD Rec. %	Dilution	Rec. Limits %	MS Qualifier	MSD Qualifier	RPD %	RPD Limits %
Acetone	0.927	U	1.05	0.433	113	46.7	1	10.0-160		J3	83.1	40
Acrylonitrile	0.927	U	0.869	0.892	93.8	96.3	1	10.0-160			2.69	40
Benzene	0.185	U	0.185	0.179	100	96.8	1	10.0-149			3.25	37
Bromobenzene	0.185	U	0.219	0.224	118	121	1	10.0-156			2.01	38
Bromodichloromethane	0.185	U	0.187	0.184	101	99.2	1	10.0-143			1.60	37
Bromoform	0.185	U	0.206	0.200	111	108	1	10.0-146			2.92	36
Bromomethane	0.185	U	0.150	0.140	80.8	75.6	1	10.0-149			6.65	38
n-Butylbenzene	0.185	U	0.203	0.197	110	106	1	10.0-160			2.96	40
sec-Butylbenzene	0.185	U	0.233	0.234	126	126	1	10.0-159			0.635	39
tert-Butylbenzene	0.185	U	0.219	0.221	118	119	1	10.0-156			0.673	39

L1328417-01 Original Sample (OS) • Matrix Spike (MS) • Matrix Spike Duplicate (MSD)

(OS) L1328417-01 03/21/21 00:25 • (MS) R3633129-3 03/21/21 05:09 • (MSD) R3633129-4 03/21/21 05:28

Analyte	Spike Amount (dry) mg/kg	Original Result (dry) mg/kg	MS Result (dry) mg/kg	MSD Result (dry) mg/kg	MS Rec. %	MSD Rec. %	Dilution	Rec. Limits %	MS Qualifier	MSD Qualifier	RPD %	RPD Limits %
Carbon tetrachloride	0.185	U	0.196	0.182	106	98.4	1	10.0-145			7.06	37
Chlorobenzene	0.185	U	0.212	0.200	114	108	1	10.0-152			5.76	39
Chlorodibromomethane	0.185	U	0.205	0.197	110	106	1	10.0-146			3.69	37
Chloroethane	0.185	U	0.0944	0.0930	51.0	50.2	1	10.0-146			1.58	40
Chloroform	0.185	U	0.182	0.178	98.4	96.0	1	10.0-146			2.47	37
Chloromethane	0.185	U	0.216	0.208	117	112	1	10.0-159			4.20	37
2-Chlorotoluene	0.185	U	0.224	0.224	121	121	1	10.0-159			0.000	38
4-Chlorotoluene	0.185	U	0.227	0.233	122	126	1	10.0-155			2.58	39
1,2-Dibromo-3-Chloropropane	0.185	U	0.178	0.179	96.0	96.8	1	10.0-151			0.830	39
1,2-Dibromoethane	0.185	U	0.205	0.202	110	109	1	10.0-148			1.46	34
Dibromomethane	0.185	U	0.169	0.154	91.2	83.2	1	10.0-147			9.17	35
1,2-Dichlorobenzene	0.185	U	0.197	0.202	106	109	1	10.0-155			2.23	37
1,3-Dichlorobenzene	0.185	U	0.211	0.208	114	112	1	10.0-153			1.42	38
1,4-Dichlorobenzene	0.185	U	0.205	0.206	110	111	1	10.0-151			0.722	38
Dichlorodifluoromethane	0.185	U	0.208	0.197	112	106	1	10.0-160			5.13	35
1,1-Dichloroethane	0.185	U	0.194	0.190	105	102	1	10.0-147			2.32	37
1,2-Dichloroethane	0.185	U	0.156	0.168	84.0	90.4	1	10.0-148			7.34	35
1,1-Dichloroethene	0.185	U	0.221	0.212	119	114	1	10.0-155			4.11	37
cis-1,2-Dichloroethene	0.185	U	0.182	0.170	98.4	92.0	1	10.0-149			6.72	37
trans-1,2-Dichloroethene	0.185	U	0.191	0.187	103	101	1	10.0-150			2.35	37
1,2-Dichloropropane	0.185	U	0.202	0.194	109	105	1	10.0-148			3.75	37
1,1-Dichloropropene	0.185	U	0.205	0.193	110	104	1	10.0-153			5.97	35
1,3-Dichloropropane	0.185	U	0.215	0.208	116	112	1	10.0-154			3.51	35
cis-1,3-Dichloropropene	0.185	U	0.185	0.181	100	97.6	1	10.0-151			2.43	37
trans-1,3-Dichloropropene	0.185	U	0.224	0.215	121	116	1	10.0-148			4.05	37
2,2-Dichloropropane	0.185	U	0.170	0.163	92.0	88.0	1	10.0-138			4.44	36
Di-isopropyl ether	0.185	U	0.196	0.194	106	105	1	10.0-147			0.760	36
Ethylbenzene	0.185	U	0.208	0.206	112	111	1	10.0-160			0.717	38
Hexachloro-1,3-butadiene	0.185	U	0.173	0.175	93.6	94.4	1	10.0-160			0.851	40
Isopropylbenzene	0.185	U	0.194	0.187	105	101	1	10.0-155			3.89	38
p-Isopropyltoluene	0.185	U	0.219	0.215	118	116	1	10.0-160			2.05	40
2-Butanone (MEK)	0.927	0.142	1.05	1.09	97.9	102	1	10.0-160			3.47	40
Methylene Chloride	0.185	U	0.0643	0.197	34.7	106	1	10.0-141		J3	102	37
4-Methyl-2-pentanone (MIBK)	0.927	U	1.15	1.14	125	123	1	10.0-160			1.29	35
Methyl tert-butyl ether	0.185	U	0.153	0.151	82.4	81.6	1	11.0-147			0.976	35
Naphthalene	0.185	U	0.162	0.142	87.2	76.4	1	10.0-160			13.2	36
n-Propylbenzene	0.185	U	0.242	0.240	130	130	1	10.0-158			0.615	38
Styrene	0.185	U	0.188	0.184	102	99.2	1	10.0-160			2.39	40
1,1,1,2-Tetrachloroethane	0.185	U	0.184	0.176	99.2	95.2	1	10.0-149			4.12	39

1Cp

2Tc

3Ss

4Cn

5Ds

6Sr

7Qc

8Gl

9Al

10Sc

L1328417-01 Original Sample (OS) • Matrix Spike (MS) • Matrix Spike Duplicate (MSD)

(OS) L1328417-01 03/21/21 00:25 • (MS) R3633129-3 03/21/21 05:09 • (MSD) R3633129-4 03/21/21 05:28

	Spike Amount (dry)	Original Result (dry)	MS Result (dry)	MSD Result (dry)	MS Rec.	MSD Rec.	Dilution	Rec. Limits	MS Qualifier	MSD Qualifier	RPD	RPD Limits
Analyte	mg/kg	mg/kg	mg/kg	mg/kg	%	%		%			%	%
1,1,2,2-Tetrachloroethane	0.185	U	0.234	0.240	126	130	1	10.0-160			2.50	35
Tetrachloroethene	0.185	0.00423	0.222	0.219	118	116	1	10.0-156			1.34	39
Toluene	0.185	U	0.219	0.211	118	114	1	10.0-156			4.14	38
1,1,2-Trichlorotrifluoroethane	0.185	U	0.225	0.212	122	114	1	10.0-160			6.10	36
1,2,3-Trichlorobenzene	0.185	U	0.129	0.136	69.4	73.3	1	10.0-160			5.50	40
1,2,4-Trichlorobenzene	0.185	U	0.145	0.145	78.5	78.2	1	10.0-160			0.306	40
1,1,1-Trichloroethane	0.185	U	0.181	0.163	97.6	88.0	1	10.0-144			10.3	35
1,1,2-Trichloroethane	0.185	U	0.202	0.202	109	109	1	10.0-160			0.000	35
Trichloroethene	0.185	U	0.193	0.179	104	96.8	1	10.0-156			7.17	38
Trichlorofluoromethane	0.185	U	0.126	0.119	68.1	64.5	1	10.0-160			5.43	40
1,2,3-Trichloropropane	0.185	U	0.246	0.251	133	135	1	10.0-156			1.79	35
1,2,3-Trimethylbenzene	0.185	U	0.208	0.197	112	106	1	10.0-160			5.13	36
1,2,4-Trimethylbenzene	0.185	0.00385	0.221	0.205	117	108	1	10.0-160			7.67	36
1,3,5-Trimethylbenzene	0.185	U	0.221	0.221	119	119	1	10.0-160			0.000	38
Vinyl chloride	0.185	U	0.205	0.197	110	106	1	10.0-160			3.69	37
Xylenes, Total	0.556	0.00261	0.577	0.590	103	106	1	10.0-160			2.29	38
(S) Toluene-d8					111	111		75.0-131				
(S) 4-Bromofluorobenzene					90.7	90.6		67.0-138				
(S) 1,2-Dichloroethane-d4					92.1	94.7		70.0-130				

1Cp

2Tc

3Ss

4Cn

5Ds

6Sr

7Qc

8Gl

9Al

10Sc

Method Blank (MB)

(MB) R3634065-1 03/24/21 01:51

Analyte	MB Result mg/kg	MB Qualifier	MB MDL mg/kg	MB RDL mg/kg
C12-C22 Hydrocarbons	U		0.733	4.00
C22-C32 Hydrocarbons	U		1.33	4.00
C32-C40 Hydrocarbons	U		1.33	4.00
(S) o-Terphenyl	84.4			18.0-148

Laboratory Control Sample (LCS)

(LCS) R3634065-2 03/24/21 02:05

Analyte	Spike Amount mg/kg	LCS Result mg/kg	LCS Rec. %	Rec. Limits %	LCS Qualifier
C22-C32 Hydrocarbons	25.0	18.2	72.8	50.0-150	
C12-C22 Hydrocarbons	25.0	20.8	83.2	50.0-150	
(S) o-Terphenyl			63.8	18.0-148	

L1328417-01 Original Sample (OS) • Matrix Spike (MS) • Matrix Spike Duplicate (MSD)

(OS) L1328417-01 03/24/21 04:17 • (MS) R3634065-3 03/24/21 04:31 • (MSD) R3634065-4 03/24/21 04:46

Analyte	Spike Amount (dry) mg/kg	Original Result (dry) mg/kg	MS Result (dry) mg/kg	MSD Result (dry) mg/kg	MS Rec. %	MSD Rec. %	Dilution	Rec. Limits %	MS Qualifier	MSD Qualifier	RPD %	RPD Limits %
C22-C32 Hydrocarbons	30.4	U	24.8	27.7	81.6	91.0	1	50.0-150			10.9	20
C12-C22 Hydrocarbons	30.4	0.933	29.3	32.3	93.3	103	1	50.0-150			9.68	20
(S) o-Terphenyl					62.6	64.3		18.0-148				

1
Cp

2
Tc

3
Ss

4
Cn

5
Ds

6
Sr

7
Qc

8
Gl

9
Al

10
Sc

GLOSSARY OF TERMS

Guide to Reading and Understanding Your Laboratory Report

The information below is designed to better explain the various terms used in your report of analytical results from the Laboratory. This is not intended as a comprehensive explanation, and if you have additional questions please contact your project representative.

Results Disclaimer - Information that may be provided by the customer, and contained within this report, include Permit Limits, Project Name, Sample ID, Sample Matrix, Sample Preservation, Field Blanks, Field Spikes, Field Duplicates, On-Site Data, Sampling Collection Dates/Times, and Sampling Location. Results relate to the accuracy of this information provided, and as the samples are received.

Abbreviations and Definitions

(dry)	Results are reported based on the dry weight of the sample. [this will only be present on a dry report basis for soils].
MDL	Method Detection Limit.
MDL (dry)	Method Detection Limit.
RDL	Reported Detection Limit.
RDL (dry)	Reported Detection Limit.
Rec.	Recovery.
RPD	Relative Percent Difference.
SDG	Sample Delivery Group.
(S)	Surrogate (Surrogate Standard) - Analytes added to every blank, sample, Laboratory Control Sample/Duplicate and Matrix Spike/Duplicate; used to evaluate analytical efficiency by measuring recovery. Surrogates are not expected to be detected in all environmental media.
U	Not detected at the Reporting Limit (or MDL where applicable).
Analyte	The name of the particular compound or analysis performed. Some Analyses and Methods will have multiple analytes reported.
Dilution	If the sample matrix contains an interfering material, the sample preparation volume or weight values differ from the standard, or if concentrations of analytes in the sample are higher than the highest limit of concentration that the laboratory can accurately report, the sample may be diluted for analysis. If a value different than 1 is used in this field, the result reported has already been corrected for this factor.
Limits	These are the target % recovery ranges or % difference value that the laboratory has historically determined as normal for the method and analyte being reported. Successful QC Sample analysis will target all analytes recovered or duplicated within these ranges.
Original Sample	The non-spiked sample in the prep batch used to determine the Relative Percent Difference (RPD) from a quality control sample. The Original Sample may not be included within the reported SDG.
Qualifier	This column provides a letter and/or number designation that corresponds to additional information concerning the result reported. If a Qualifier is present, a definition per Qualifier is provided within the Glossary and Definitions page and potentially a discussion of possible implications of the Qualifier in the Case Narrative if applicable.
Result	The actual analytical final result (corrected for any sample specific characteristics) reported for your sample. If there was no measurable result returned for a specific analyte, the result in this column may state "ND" (Not Detected) or "BDL" (Below Detectable Levels). The information in the results column should always be accompanied by either an MDL (Method Detection Limit) or RDL (Reporting Detection Limit) that defines the lowest value that the laboratory could detect or report for this analyte.
Uncertainty (Radiochemistry)	Confidence level of 2 sigma.
Case Narrative (Cn)	A brief discussion about the included sample results, including a discussion of any non-conformances to protocol observed either at sample receipt by the laboratory from the field or during the analytical process. If present, there will be a section in the Case Narrative to discuss the meaning of any data qualifiers used in the report.
Quality Control Summary (Qc)	This section of the report includes the results of the laboratory quality control analyses required by procedure or analytical methods to assist in evaluating the validity of the results reported for your samples. These analyses are not being performed on your samples typically, but on laboratory generated material.
Sample Chain of Custody (Sc)	This is the document created in the field when your samples were initially collected. This is used to verify the time and date of collection, the person collecting the samples, and the analyses that the laboratory is requested to perform. This chain of custody also documents all persons (excluding commercial shippers) that have had control or possession of the samples from the time of collection until delivery to the laboratory for analysis.
Sample Results (Sr)	This section of your report will provide the results of all testing performed on your samples. These results are provided by sample ID and are separated by the analyses performed on each sample. The header line of each analysis section for each sample will provide the name and method number for the analysis reported.
Sample Summary (Ss)	This section of the Analytical Report defines the specific analyses performed for each sample ID, including the dates and times of preparation and/or analysis.

Qualifier Description

B	The same analyte is found in the associated blank.
J	The identification of the analyte is acceptable; the reported value is an estimate.
J3	The associated batch QC was outside the established quality control range for precision.
J4	The associated batch QC was outside the established quality control range for accuracy.



ACCREDITATIONS & LOCATIONS

Pace Analytical National 12065 Lebanon Rd Mount Juliet, TN 37122

Alabama	40660	Nebraska	NE-OS-15-05
Alaska	17-026	Nevada	TN000032021-1
Arizona	AZ0612	New Hampshire	2975
Arkansas	88-0469	New Jersey--NELAP	TN002
California	2932	New Mexico ¹	TN00003
Colorado	TN00003	New York	11742
Connecticut	PH-0197	North Carolina	Env375
Florida	E87487	North Carolina ¹	DW21704
Georgia	NELAP	North Carolina ³	41
Georgia ¹	923	North Dakota	R-140
Idaho	TN00003	Ohio--VAP	CL0069
Illinois	200008	Oklahoma	9915
Indiana	C-TN-01	Oregon	TN200002
Iowa	364	Pennsylvania	68-02979
Kansas	E-10277	Rhode Island	LA000356
Kentucky ^{1,6}	KY90010	South Carolina	84004002
Kentucky ²	16	South Dakota	n/a
Louisiana	AI30792	Tennessee ^{1,4}	2006
Louisiana	LA018	Texas	T104704245-20-18
Maine	TN00003	Texas ⁵	LAB0152
Maryland	324	Utah	TN000032021-11
Massachusetts	M-TN003	Vermont	VT2006
Michigan	9958	Virginia	110033
Minnesota	047-999-395	Washington	C847
Mississippi	TN00003	West Virginia	233
Missouri	340	Wisconsin	998093910
Montana	CERT0086	Wyoming	A2LA
A2LA -- ISO 17025	1461.01	AIHA-LAP,LLC EMLAP	100789
A2LA -- ISO 17025 ⁵	1461.02	DOD	1461.01
Canada	1461.01	USDA	P330-15-00234
EPA--Crypto	TN00003		

¹ Drinking Water ² Underground Storage Tanks ³ Aquatic Toxicity ⁴ Chemical/Microbiological ⁵ Mold ⁶ Wastewater n/a Accreditation not applicable

* Not all certifications held by the laboratory are applicable to the results reported in the attached report.

* Accreditation is only applicable to the test methods specified on each scope of accreditation held by Pace Analytical.



RMD Environmental - Walnut Creek, CA

Sample Delivery Group: L1328977
Samples Received: 03/19/2021
Project Number: 01-LP-001
Description: Lane Partners, 222 E. 4th Ave

Report To: Erin Male
1371 Oakland Blvd.
Suite 200
Walnut Creek, CA 94596

Entire Report Reviewed By:



Jason Romer
Project Manager

Results relate only to the items tested or calibrated and are reported as rounded values. This test report shall not be reproduced, except in full, without written approval of the laboratory. Where applicable, sampling conducted by Pace Analytical National is performed per guidance provided in laboratory standard operating procedures ENV-SOP-MTJL-0067 and ENV-SOP-MTJL-0068. Where sampling conducted by the customer, results relate to the accuracy of the information provided, and as the samples are received.

**Pace Analytical National**12065 Lebanon Rd Mount Juliet, TN 37122 615-758-5858 800-767-5859 www.pacenational.com

TABLE OF CONTENTS

Cp: Cover Page	1
Tc: Table of Contents	2
Ss: Sample Summary	3
Cn: Case Narrative	4
Ds: Detection Summary	5
Sr: Sample Results	7
SB-02-COMP L1328977-01	7
SB-07-COMP L1328977-02	10
SB-11-COMP L1328977-03	13
Qc: Quality Control Summary	16
Total Solids by Method 2540 G-2011	16
Mercury by Method 7471A	17
Metals (ICP) by Method 6010B	18
Volatile Organic Compounds (GC) by Method 8015	21
Volatile Organic Compounds (GC/MS) by Method 8260B	23
Semi-Volatile Organic Compounds (GC) by Method 8015	29
Gl: Glossary of Terms	30
Al: Accreditations & Locations	31
Sc: Sample Chain of Custody	32

¹ Cp
² Tc
³ Ss
⁴ Cn
⁵ Ds
⁶ Sr
⁷ Qc
⁸ Gl
⁹ Al
¹⁰ Sc

SAMPLE SUMMARY

SB-02-COMP L1328977-01 Solid

Collected by
E. M

Collected date/time
03/17/21 00:00

Received date/time
03/19/21 11:00

Method	Batch	Dilution	Preparation date/time	Analysis date/time	Analyst	Location
Total Solids by Method 2540 G-2011	WG1638768	1	03/23/21 11:31	03/23/21 11:48	KDW	Mt. Juliet, TN
Mercury by Method 7471A	WG1640277	1	03/25/21 09:18	03/25/21 11:25	ABL	Mt. Juliet, TN
Metals (ICP) by Method 6010B	WG1640232	1	03/25/21 08:27	03/25/21 14:52	KMG	Mt. Juliet, TN
Metals (ICP) by Method 6010B	WG1640232	1	03/25/21 08:27	03/25/21 22:23	CCE	Mt. Juliet, TN
Volatile Organic Compounds (GC) by Method 8015	WG1640557	1	03/22/21 11:44	03/26/21 02:52	DWR	Mt. Juliet, TN
Volatile Organic Compounds (GC/MS) by Method 8260B	WG1638620	1	03/22/21 11:44	03/22/21 19:54	DWR	Mt. Juliet, TN
Semi-Volatile Organic Compounds (GC) by Method 8015	WG1639129	1	03/23/21 16:13	03/24/21 07:17	JN	Mt. Juliet, TN



SB-07-COMP L1328977-02 Solid

Collected by
E. M

Collected date/time
03/17/21 00:00

Received date/time
03/19/21 11:00

Method	Batch	Dilution	Preparation date/time	Analysis date/time	Analyst	Location
Total Solids by Method 2540 G-2011	WG1638768	1	03/23/21 11:31	03/23/21 11:48	KDW	Mt. Juliet, TN
Mercury by Method 7471A	WG1640277	1	03/25/21 09:18	03/25/21 11:27	ABL	Mt. Juliet, TN
Metals (ICP) by Method 6010B	WG1640232	1	03/25/21 08:27	03/25/21 15:05	KMG	Mt. Juliet, TN
Volatile Organic Compounds (GC) by Method 8015	WG1640557	1	03/22/21 11:44	03/26/21 03:14	DWR	Mt. Juliet, TN
Volatile Organic Compounds (GC/MS) by Method 8260B	WG1638620	1	03/22/21 11:44	03/22/21 20:13	DWR	Mt. Juliet, TN
Semi-Volatile Organic Compounds (GC) by Method 8015	WG1639129	1	03/23/21 16:13	03/24/21 07:31	JN	Mt. Juliet, TN

SB-11-COMP L1328977-03 Solid

Collected by
E. M

Collected date/time
03/17/21 00:00

Received date/time
03/19/21 11:00

Method	Batch	Dilution	Preparation date/time	Analysis date/time	Analyst	Location
Total Solids by Method 2540 G-2011	WG1638768	1	03/23/21 11:31	03/23/21 11:48	KDW	Mt. Juliet, TN
Mercury by Method 7471A	WG1640277	1	03/25/21 09:18	03/25/21 11:30	ABL	Mt. Juliet, TN
Metals (ICP) by Method 6010B	WG1640232	1	03/25/21 08:27	03/25/21 15:08	KMG	Mt. Juliet, TN
Volatile Organic Compounds (GC) by Method 8015	WG1638793	1	03/22/21 11:44	03/23/21 08:35	TPR	Mt. Juliet, TN
Volatile Organic Compounds (GC/MS) by Method 8260B	WG1638620	1	03/22/21 11:44	03/22/21 20:32	DWR	Mt. Juliet, TN
Semi-Volatile Organic Compounds (GC) by Method 8015	WG1639129	1	03/23/21 16:13	03/24/21 07:46	JN	Mt. Juliet, TN

CASE NARRATIVE

All sample aliquots were received at the correct temperature, in the proper containers, with the appropriate preservatives, and within method specified holding times, unless qualified or notated within the report. Where applicable, all MDL (LOD) and RDL (LOQ) values reported for environmental samples have been corrected for the dilution factor used in the analysis. All Method and Batch Quality Control are within established criteria except where addressed in this case narrative, a non-conformance form or properly qualified within the sample results. By my digital signature below, I affirm to the best of my knowledge, all problems/anomalies observed by the laboratory as having the potential to affect the quality of the data have been identified by the laboratory, and no information or data have been knowingly withheld that would affect the quality of the data.



Jason Romer
Project Manager

¹ Cp

² Tc

³ Ss

⁴ Cn

⁵ Ds

⁶ Sr

⁷ Qc

⁸ Gl

⁹ Al

¹⁰ Sc

DETECTION SUMMARY

Mercury by Method 7471A

Client ID	Lab Sample ID	Analyte	Result (dry) mg/kg	Qualifier	MDL (dry) mg/kg	RDL (dry) mg/kg	Dilution	Analysis date / time	Batch
SB-02-COMP	L1328977-01	Mercury	0.0385	J	0.0205	0.0455	1	03/25/2021 11:25	WG1640277
SB-07-COMP	L1328977-02	Mercury	0.0398	J	0.0218	0.0483	1	03/25/2021 11:27	WG1640277
SB-11-COMP	L1328977-03	Mercury	0.0355	J	0.0223	0.0496	1	03/25/2021 11:30	WG1640277

1 Cp
2 Tc
3 Ss
4 Cn
5 Ds
6 Sr
7 Qc
8 Gl
9 Al
10 Sc

Metals (ICP) by Method 6010B

Client ID	Lab Sample ID	Analyte	Result (dry) mg/kg	Qualifier	MDL (dry) mg/kg	RDL (dry) mg/kg	Dilution	Analysis date / time	Batch
SB-02-COMP	L1328977-01	Arsenic	2.28		0.589	2.27	1	03/25/2021 14:52	WG1640232
SB-02-COMP	L1328977-01	Barium	108		0.0968	0.568	1	03/25/2021 14:52	WG1640232
SB-02-COMP	L1328977-01	Beryllium	0.391		0.0358	0.227	1	03/25/2021 14:52	WG1640232
SB-02-COMP	L1328977-01	Cadmium	0.478	J	0.0535	0.568	1	03/25/2021 14:52	WG1640232
SB-02-COMP	L1328977-01	Chromium	93.5	J6	0.151	1.14	1	03/25/2021 14:52	WG1640232
SB-02-COMP	L1328977-01	Cobalt	21.3		0.0922	1.14	1	03/25/2021 14:52	WG1640232
SB-02-COMP	L1328977-01	Copper	35.1		0.455	2.27	1	03/25/2021 14:52	WG1640232
SB-02-COMP	L1328977-01	Lead	5.77		0.236	0.568	1	03/25/2021 14:52	WG1640232
SB-02-COMP	L1328977-01	Nickel	125	J6	0.150	2.27	1	03/25/2021 14:52	WG1640232
SB-02-COMP	L1328977-01	Selenium	1.65	J	0.868	2.27	1	03/25/2021 14:52	WG1640232
SB-02-COMP	L1328977-01	Vanadium	72.7	J6	0.575	2.27	1	03/25/2021 14:52	WG1640232
SB-02-COMP	L1328977-01	Zinc	51.6		0.946	5.68	1	03/25/2021 22:23	WG1640232
SB-07-COMP	L1328977-02	Arsenic	1.83	J	0.626	2.42	1	03/25/2021 15:05	WG1640232
SB-07-COMP	L1328977-02	Barium	105		0.103	0.604	1	03/25/2021 15:05	WG1640232
SB-07-COMP	L1328977-02	Beryllium	0.319		0.0381	0.242	1	03/25/2021 15:05	WG1640232
SB-07-COMP	L1328977-02	Cadmium	0.435	J	0.0569	0.604	1	03/25/2021 15:05	WG1640232
SB-07-COMP	L1328977-02	Chromium	87.3		0.161	1.21	1	03/25/2021 15:05	WG1640232
SB-07-COMP	L1328977-02	Cobalt	19.1		0.0980	1.21	1	03/25/2021 15:05	WG1640232
SB-07-COMP	L1328977-02	Copper	32.6		0.483	2.42	1	03/25/2021 15:05	WG1640232
SB-07-COMP	L1328977-02	Lead	4.49		0.251	0.604	1	03/25/2021 15:05	WG1640232
SB-07-COMP	L1328977-02	Nickel	104		0.160	2.42	1	03/25/2021 15:05	WG1640232
SB-07-COMP	L1328977-02	Selenium	1.90	J	0.923	2.42	1	03/25/2021 15:05	WG1640232
SB-07-COMP	L1328977-02	Vanadium	62.3		0.611	2.42	1	03/25/2021 15:05	WG1640232
SB-07-COMP	L1328977-02	Zinc	48.6		1.01	6.04	1	03/25/2021 15:05	WG1640232
SB-11-COMP	L1328977-03	Barium	115		0.106	0.620	1	03/25/2021 15:08	WG1640232
SB-11-COMP	L1328977-03	Beryllium	0.355		0.0390	0.248	1	03/25/2021 15:08	WG1640232
SB-11-COMP	L1328977-03	Cadmium	0.391	J	0.0584	0.620	1	03/25/2021 15:08	WG1640232
SB-11-COMP	L1328977-03	Chromium	71.2		0.165	1.24	1	03/25/2021 15:08	WG1640232
SB-11-COMP	L1328977-03	Cobalt	17.0		0.100	1.24	1	03/25/2021 15:08	WG1640232
SB-11-COMP	L1328977-03	Copper	23.2		0.496	2.48	1	03/25/2021 15:08	WG1640232
SB-11-COMP	L1328977-03	Lead	5.17		0.258	0.620	1	03/25/2021 15:08	WG1640232
SB-11-COMP	L1328977-03	Molybdenum	0.139	J	0.135	0.620	1	03/25/2021 15:08	WG1640232
SB-11-COMP	L1328977-03	Nickel	98.5		0.164	2.48	1	03/25/2021 15:08	WG1640232
SB-11-COMP	L1328977-03	Selenium	1.07	J	0.947	2.48	1	03/25/2021 15:08	WG1640232
SB-11-COMP	L1328977-03	Vanadium	43.0		0.627	2.48	1	03/25/2021 15:08	WG1640232
SB-11-COMP	L1328977-03	Zinc	41.1		1.03	6.20	1	03/25/2021 15:08	WG1640232

Volatile Organic Compounds (GC/MS) by Method 8260B

Client ID	Lab Sample ID	Analyte	Result (dry) mg/kg	Qualifier	MDL (dry) mg/kg	RDL (dry) mg/kg	Dilution	Analysis date / time	Batch
SB-02-COMP	L1328977-01	2-Butanone (MEK)	0.109	B J	0.0809	0.127	1	03/22/2021 19:54	WG1638620
SB-02-COMP	L1328977-01	Toluene	0.00172	J	0.00166	0.00637	1	03/22/2021 19:54	WG1638620
SB-07-COMP	L1328977-02	2-Butanone (MEK)	0.0988	B J	0.0900	0.142	1	03/22/2021 20:13	WG1638620
SB-07-COMP	L1328977-02	Toluene	0.00252	J	0.00184	0.00708	1	03/22/2021 20:13	WG1638620

DETECTION SUMMARY

Volatile Organic Compounds (GC/MS) by Method 8260B

Client ID	Lab Sample ID	Analyte	Result (dry) mg/kg	Qualifier	MDL (dry) mg/kg	RDL (dry) mg/kg	Dilutio n	Analysis date / time	Batch
SB-11-COMP	L1328977-03	2-Butanone (MEK)	0.110	B J	0.0939	0.148	1	03/22/2021 20:32	WG1638620
SB-11-COMP	L1328977-03	Toluene	0.00217	J	0.00192	0.00739	1	03/22/2021 20:32	WG1638620

Semi-Volatile Organic Compounds (GC) by Method 8015

Client ID	Lab Sample ID	Analyte	Result (dry) mg/kg	Qualifier	MDL (dry) mg/kg	RDL (dry) mg/kg	Dilutio n	Analysis date / time	Batch
SB-02-COMP	L1328977-01	C12-C22 Hydrocarbons	1.98	J	0.833	4.55	1	03/24/2021 07:17	WG1639129
SB-07-COMP	L1328977-02	C12-C22 Hydrocarbons	1.50	J	0.886	4.83	1	03/24/2021 07:31	WG1639129
SB-11-COMP	L1328977-03	C12-C22 Hydrocarbons	2.29	J	0.908	4.96	1	03/24/2021 07:46	WG1639129



Total Solids by Method 2540 G-2011

Analyte	Result	Qualifier	Dilution	Analysis	Batch
	%			date / time	
Total Solids	88.0		1	03/23/2021 11:48	WG1638768

Mercury by Method 7471A

Analyte	Result (dry)	Qualifier	MDL (dry)	RDL (dry)	Dilution	Analysis	Batch
	mg/kg		mg/kg	mg/kg		date / time	
Mercury	0.0385	<u>J</u>	0.0205	0.0455	1	03/25/2021 11:25	WG1640277

Metals (ICP) by Method 6010B

Analyte	Result (dry)	Qualifier	MDL (dry)	RDL (dry)	Dilution	Analysis	Batch
	mg/kg		mg/kg	mg/kg		date / time	
Antimony	U		0.618	2.27	1	03/25/2021 14:52	WG1640232
Arsenic	2.28		0.589	2.27	1	03/25/2021 14:52	WG1640232
Barium	108		0.0968	0.568	1	03/25/2021 14:52	WG1640232
Beryllium	0.391		0.0358	0.227	1	03/25/2021 14:52	WG1640232
Cadmium	0.478	<u>J</u>	0.0535	0.568	1	03/25/2021 14:52	WG1640232
Chromium	93.5	<u>J6</u>	0.151	1.14	1	03/25/2021 14:52	WG1640232
Cobalt	21.3		0.0922	1.14	1	03/25/2021 14:52	WG1640232
Copper	35.1		0.455	2.27	1	03/25/2021 14:52	WG1640232
Lead	5.77		0.236	0.568	1	03/25/2021 14:52	WG1640232
Molybdenum	U		0.124	0.568	1	03/25/2021 14:52	WG1640232
Nickel	125	<u>J6</u>	0.150	2.27	1	03/25/2021 14:52	WG1640232
Selenium	1.65	<u>J</u>	0.868	2.27	1	03/25/2021 14:52	WG1640232
Silver	U		0.144	1.14	1	03/25/2021 14:52	WG1640232
Thallium	U		0.448	2.27	1	03/25/2021 14:52	WG1640232
Vanadium	72.7	<u>J6</u>	0.575	2.27	1	03/25/2021 14:52	WG1640232
Zinc	51.6		0.946	5.68	1	03/25/2021 22:23	WG1640232

Volatile Organic Compounds (GC) by Method 8015

Analyte	Result (dry)	Qualifier	MDL (dry)	RDL (dry)	Dilution	Analysis	Batch
	mg/kg		mg/kg	mg/kg		date / time	
TPHG C5 - C12	U		0.0377	0.114	1	03/26/2021 02:52	WG1640557
(S) a,a,a-Trifluorotoluene(FID)	92.3			77.0-120		03/26/2021 02:52	WG1640557

Volatile Organic Compounds (GC/MS) by Method 8260B

Analyte	Result (dry)	Qualifier	MDL (dry)	RDL (dry)	Dilution	Analysis	Batch
	mg/kg		mg/kg	mg/kg		date / time	
Acetone	U	<u>J3</u>	0.0465	0.0637	1	03/22/2021 19:54	WG1638620
Acrylonitrile	U		0.00460	0.0159	1	03/22/2021 19:54	WG1638620
Benzene	U		0.000595	0.00127	1	03/22/2021 19:54	WG1638620
Bromobenzene	U		0.00115	0.0159	1	03/22/2021 19:54	WG1638620
Bromodichloromethane	U		0.000923	0.00318	1	03/22/2021 19:54	WG1638620
Bromoform	U		0.00149	0.0318	1	03/22/2021 19:54	WG1638620
Bromomethane	U		0.00251	0.0159	1	03/22/2021 19:54	WG1638620
n-Butylbenzene	U		0.00669	0.0159	1	03/22/2021 19:54	WG1638620
sec-Butylbenzene	U		0.00367	0.0159	1	03/22/2021 19:54	WG1638620
tert-Butylbenzene	U		0.00248	0.00637	1	03/22/2021 19:54	WG1638620
Carbon tetrachloride	U		0.00114	0.00637	1	03/22/2021 19:54	WG1638620
Chlorobenzene	U		0.000267	0.00318	1	03/22/2021 19:54	WG1638620
Chlorodibromomethane	U		0.000779	0.00318	1	03/22/2021 19:54	WG1638620
Chloroethane	U		0.00217	0.00637	1	03/22/2021 19:54	WG1638620
Chloroform	U		0.00131	0.00318	1	03/22/2021 19:54	WG1638620
Chloromethane	U		0.00554	0.0159	1	03/22/2021 19:54	WG1638620
2-Chlorotoluene	U		0.00110	0.00318	1	03/22/2021 19:54	WG1638620
4-Chlorotoluene	U		0.000573	0.00637	1	03/22/2021 19:54	WG1638620



Volatile Organic Compounds (GC/MS) by Method 8260B

Analyte	Result (dry) mg/kg	Qualifier	MDL (dry) mg/kg	RDL (dry) mg/kg	Dilution	Analysis date / time	Batch
1,2-Dibromo-3-Chloropropane	U		0.00497	0.0318	1	03/22/2021 19:54	WG1638620
1,2-Dibromoethane	U		0.000825	0.00318	1	03/22/2021 19:54	WG1638620
Dibromomethane	U		0.000955	0.00637	1	03/22/2021 19:54	WG1638620
1,2-Dichlorobenzene	U		0.000541	0.00637	1	03/22/2021 19:54	WG1638620
1,3-Dichlorobenzene	U		0.000764	0.00637	1	03/22/2021 19:54	WG1638620
1,4-Dichlorobenzene	U		0.000892	0.00637	1	03/22/2021 19:54	WG1638620
Dichlorodifluoromethane	U		0.00205	0.00318	1	03/22/2021 19:54	WG1638620
1,1-Dichloroethane	U		0.000625	0.00318	1	03/22/2021 19:54	WG1638620
1,2-Dichloroethane	U		0.000827	0.00318	1	03/22/2021 19:54	WG1638620
1,1-Dichloroethene	U		0.000772	0.00318	1	03/22/2021 19:54	WG1638620
cis-1,2-Dichloroethene	U		0.000935	0.00318	1	03/22/2021 19:54	WG1638620
trans-1,2-Dichloroethene	U		0.00132	0.00637	1	03/22/2021 19:54	WG1638620
1,2-Dichloropropane	U		0.00181	0.00637	1	03/22/2021 19:54	WG1638620
1,1-Dichloropropene	U		0.00103	0.00318	1	03/22/2021 19:54	WG1638620
1,3-Dichloropropane	U		0.000638	0.00637	1	03/22/2021 19:54	WG1638620
cis-1,3-Dichloropropene	U		0.000964	0.00318	1	03/22/2021 19:54	WG1638620
trans-1,3-Dichloropropene	U		0.00145	0.00637	1	03/22/2021 19:54	WG1638620
2,2-Dichloropropane	U		0.00176	0.00318	1	03/22/2021 19:54	WG1638620
Di-isopropyl ether	U		0.000522	0.00127	1	03/22/2021 19:54	WG1638620
Ethylbenzene	U		0.000939	0.00318	1	03/22/2021 19:54	WG1638620
Hexachloro-1,3-butadiene	U		0.00764	0.0318	1	03/22/2021 19:54	WG1638620
Isopropylbenzene	U		0.000541	0.00318	1	03/22/2021 19:54	WG1638620
p-Isopropyltoluene	U		0.00325	0.00637	1	03/22/2021 19:54	WG1638620
2-Butanone (MEK)	0.109	BJ	0.0809	0.127	1	03/22/2021 19:54	WG1638620
Methylene Chloride	U		0.00846	0.0318	1	03/22/2021 19:54	WG1638620
4-Methyl-2-pentanone (MIBK)	U		0.00290	0.0318	1	03/22/2021 19:54	WG1638620
Methyl tert-butyl ether	U		0.000446	0.00127	1	03/22/2021 19:54	WG1638620
Naphthalene	U		0.00622	0.0159	1	03/22/2021 19:54	WG1638620
n-Propylbenzene	U		0.00121	0.00637	1	03/22/2021 19:54	WG1638620
Styrene	U		0.000292	0.0159	1	03/22/2021 19:54	WG1638620
1,1,1,2-Tetrachloroethane	U		0.00121	0.00318	1	03/22/2021 19:54	WG1638620
1,1,2,2-Tetrachloroethane	U		0.000885	0.00318	1	03/22/2021 19:54	WG1638620
1,1,2-Trichlorotrifluoroethane	U		0.000960	0.00318	1	03/22/2021 19:54	WG1638620
Tetrachloroethene	U		0.00114	0.00318	1	03/22/2021 19:54	WG1638620
Toluene	0.00172	J	0.00166	0.00637	1	03/22/2021 19:54	WG1638620
1,2,3-Trichlorobenzene	U		0.00934	0.0159	1	03/22/2021 19:54	WG1638620
1,2,4-Trichlorobenzene	U		0.00560	0.0159	1	03/22/2021 19:54	WG1638620
1,1,1-Trichloroethane	U		0.00118	0.00318	1	03/22/2021 19:54	WG1638620
1,1,2-Trichloroethane	U		0.000760	0.00318	1	03/22/2021 19:54	WG1638620
Trichloroethene	U		0.000744	0.00127	1	03/22/2021 19:54	WG1638620
Trichlorofluoromethane	U		0.00105	0.00318	1	03/22/2021 19:54	WG1638620
1,2,3-Trichloropropane	U		0.00206	0.0159	1	03/22/2021 19:54	WG1638620
1,2,4-Trimethylbenzene	U		0.00201	0.00637	1	03/22/2021 19:54	WG1638620
1,2,3-Trimethylbenzene	U		0.00201	0.00637	1	03/22/2021 19:54	WG1638620
1,3,5-Trimethylbenzene	U		0.00255	0.00637	1	03/22/2021 19:54	WG1638620
Vinyl chloride	U		0.00148	0.00318	1	03/22/2021 19:54	WG1638620
Xylenes, Total	U		0.00112	0.00828	1	03/22/2021 19:54	WG1638620
(S) Toluene-d8	102			75.0-131		03/22/2021 19:54	WG1638620
(S) 4-Bromofluorobenzene	100			67.0-138		03/22/2021 19:54	WG1638620
(S) 1,2-Dichloroethane-d4	93.9			70.0-130		03/22/2021 19:54	WG1638620



Semi-Volatile Organic Compounds (GC) by Method 8015

Analyte	Result (dry) mg/kg	Qualifier	MDL (dry) mg/kg	RDL (dry) mg/kg	Dilution	Analysis date / time	Batch
C12-C22 Hydrocarbons	1.98	J	0.833	4.55	1	03/24/2021 07:17	WG1639129
C22-C32 Hydrocarbons	U		1.51	4.55	1	03/24/2021 07:17	WG1639129
C32-C40 Hydrocarbons	U		1.51	4.55	1	03/24/2021 07:17	WG1639129
(S) o-Terphenyl	91.4			18.0-148		03/24/2021 07:17	WG1639129

¹Cp

²Tc

³Ss

⁴Cn

⁵Ds

⁶Sr

⁷Qc

⁸Gl

⁹Al

¹⁰Sc

Total Solids by Method 2540 G-2011

Analyte	Result	Qualifier	Dilution	Analysis date / time	Batch
Total Solids	82.7		1	03/23/2021 11:48	WG1638768

Mercury by Method 7471A

Analyte	Result (dry) mg/kg	Qualifier	MDL (dry) mg/kg	RDL (dry) mg/kg	Dilution	Analysis date / time	Batch
Mercury	0.0398	<u>J</u>	0.0218	0.0483	1	03/25/2021 11:27	WG1640277

Metals (ICP) by Method 6010B

Analyte	Result (dry) mg/kg	Qualifier	MDL (dry) mg/kg	RDL (dry) mg/kg	Dilution	Analysis date / time	Batch
Antimony	U		0.657	2.42	1	03/25/2021 15:05	WG1640232
Arsenic	1.83	<u>J</u>	0.626	2.42	1	03/25/2021 15:05	WG1640232
Barium	105		0.103	0.604	1	03/25/2021 15:05	WG1640232
Beryllium	0.319		0.0381	0.242	1	03/25/2021 15:05	WG1640232
Cadmium	0.435	<u>J</u>	0.0569	0.604	1	03/25/2021 15:05	WG1640232
Chromium	87.3		0.161	1.21	1	03/25/2021 15:05	WG1640232
Cobalt	19.1		0.0980	1.21	1	03/25/2021 15:05	WG1640232
Copper	32.6		0.483	2.42	1	03/25/2021 15:05	WG1640232
Lead	4.49		0.251	0.604	1	03/25/2021 15:05	WG1640232
Molybdenum	U		0.132	0.604	1	03/25/2021 15:05	WG1640232
Nickel	104		0.160	2.42	1	03/25/2021 15:05	WG1640232
Selenium	1.90	<u>J</u>	0.923	2.42	1	03/25/2021 15:05	WG1640232
Silver	U		0.153	1.21	1	03/25/2021 15:05	WG1640232
Thallium	U		0.476	2.42	1	03/25/2021 15:05	WG1640232
Vanadium	62.3		0.611	2.42	1	03/25/2021 15:05	WG1640232
Zinc	48.6		1.01	6.04	1	03/25/2021 15:05	WG1640232

Volatile Organic Compounds (GC) by Method 8015

Analyte	Result (dry) mg/kg	Qualifier	MDL (dry) mg/kg	RDL (dry) mg/kg	Dilution	Analysis date / time	Batch
TPHG C5 - C12	U		0.0401	0.121	1	03/26/2021 03:14	WG1640557
(S) a,a,a-Trifluorotoluene(FID)	92.6			77.0-120		03/26/2021 03:14	WG1640557

Volatile Organic Compounds (GC/MS) by Method 8260B

Analyte	Result (dry) mg/kg	Qualifier	MDL (dry) mg/kg	RDL (dry) mg/kg	Dilution	Analysis date / time	Batch
Acetone	U	<u>J3</u>	0.0517	0.0708	1	03/22/2021 20:13	WG1638620
Acrylonitrile	U		0.00512	0.0177	1	03/22/2021 20:13	WG1638620
Benzene	U		0.000662	0.00142	1	03/22/2021 20:13	WG1638620
Bromobenzene	U		0.00128	0.0177	1	03/22/2021 20:13	WG1638620
Bromodichloromethane	U		0.00103	0.00354	1	03/22/2021 20:13	WG1638620
Bromoform	U		0.00166	0.0354	1	03/22/2021 20:13	WG1638620
Bromomethane	U		0.00279	0.0177	1	03/22/2021 20:13	WG1638620
n-Butylbenzene	U		0.00744	0.0177	1	03/22/2021 20:13	WG1638620
sec-Butylbenzene	U		0.00408	0.0177	1	03/22/2021 20:13	WG1638620
tert-Butylbenzene	U		0.00276	0.00708	1	03/22/2021 20:13	WG1638620
Carbon tetrachloride	U		0.00127	0.00708	1	03/22/2021 20:13	WG1638620
Chlorobenzene	U		0.000298	0.00354	1	03/22/2021 20:13	WG1638620
Chlorodibromomethane	U		0.000867	0.00354	1	03/22/2021 20:13	WG1638620
Chloroethane	U		0.00241	0.00708	1	03/22/2021 20:13	WG1638620
Chloroform	U		0.00146	0.00354	1	03/22/2021 20:13	WG1638620
Chloromethane	U		0.00616	0.0177	1	03/22/2021 20:13	WG1638620
2-Chlorotoluene	U		0.00123	0.00354	1	03/22/2021 20:13	WG1638620
4-Chlorotoluene	U		0.000638	0.00708	1	03/22/2021 20:13	WG1638620



Volatile Organic Compounds (GC/MS) by Method 8260B

Analyte	Result (dry) mg/kg	Qualifier	MDL (dry) mg/kg	RDL (dry) mg/kg	Dilution	Analysis date / time	Batch
1,2-Dibromo-3-Chloropropane	U		0.00553	0.0354	1	03/22/2021 20:13	WG1638620
1,2-Dibromoethane	U		0.000918	0.00354	1	03/22/2021 20:13	WG1638620
Dibromomethane	U		0.00106	0.00708	1	03/22/2021 20:13	WG1638620
1,2-Dichlorobenzene	U		0.000602	0.00708	1	03/22/2021 20:13	WG1638620
1,3-Dichlorobenzene	U		0.000850	0.00708	1	03/22/2021 20:13	WG1638620
1,4-Dichlorobenzene	U		0.000992	0.00708	1	03/22/2021 20:13	WG1638620
Dichlorodifluoromethane	U		0.00228	0.00354	1	03/22/2021 20:13	WG1638620
1,1-Dichloroethane	U		0.000696	0.00354	1	03/22/2021 20:13	WG1638620
1,2-Dichloroethane	U		0.000920	0.00354	1	03/22/2021 20:13	WG1638620
1,1-Dichloroethene	U		0.000859	0.00354	1	03/22/2021 20:13	WG1638620
cis-1,2-Dichloroethene	U		0.00104	0.00354	1	03/22/2021 20:13	WG1638620
trans-1,2-Dichloroethene	U		0.00147	0.00708	1	03/22/2021 20:13	WG1638620
1,2-Dichloropropane	U		0.00201	0.00708	1	03/22/2021 20:13	WG1638620
1,1-Dichloropropene	U		0.00115	0.00354	1	03/22/2021 20:13	WG1638620
1,3-Dichloropropane	U		0.000710	0.00708	1	03/22/2021 20:13	WG1638620
cis-1,3-Dichloropropene	U		0.00107	0.00354	1	03/22/2021 20:13	WG1638620
trans-1,3-Dichloropropene	U		0.00162	0.00708	1	03/22/2021 20:13	WG1638620
2,2-Dichloropropane	U		0.00196	0.00354	1	03/22/2021 20:13	WG1638620
Di-isopropyl ether	U		0.000581	0.00142	1	03/22/2021 20:13	WG1638620
Ethylbenzene	U		0.00104	0.00354	1	03/22/2021 20:13	WG1638620
Hexachloro-1,3-butadiene	U		0.00850	0.0354	1	03/22/2021 20:13	WG1638620
Isopropylbenzene	U		0.000602	0.00354	1	03/22/2021 20:13	WG1638620
p-Isopropyltoluene	U		0.00361	0.00708	1	03/22/2021 20:13	WG1638620
2-Butanone (MEK)	0.0988	BJ	0.0900	0.142	1	03/22/2021 20:13	WG1638620
Methylene Chloride	U		0.00941	0.0354	1	03/22/2021 20:13	WG1638620
4-Methyl-2-pentanone (MIBK)	U		0.00323	0.0354	1	03/22/2021 20:13	WG1638620
Methyl tert-butyl ether	U		0.000496	0.00142	1	03/22/2021 20:13	WG1638620
Naphthalene	U		0.00691	0.0177	1	03/22/2021 20:13	WG1638620
n-Propylbenzene	U		0.00135	0.00708	1	03/22/2021 20:13	WG1638620
Styrene	U		0.000324	0.0177	1	03/22/2021 20:13	WG1638620
1,1,1,2-Tetrachloroethane	U		0.00134	0.00354	1	03/22/2021 20:13	WG1638620
1,1,2,2-Tetrachloroethane	U		0.000985	0.00354	1	03/22/2021 20:13	WG1638620
1,1,2-Trichlorotrifluoroethane	U		0.00107	0.00354	1	03/22/2021 20:13	WG1638620
Tetrachloroethene	U		0.00127	0.00354	1	03/22/2021 20:13	WG1638620
Toluene	0.00252	J	0.00184	0.00708	1	03/22/2021 20:13	WG1638620
1,2,3-Trichlorobenzene	U		0.0104	0.0177	1	03/22/2021 20:13	WG1638620
1,2,4-Trichlorobenzene	U		0.00623	0.0177	1	03/22/2021 20:13	WG1638620
1,1,1-Trichloroethane	U		0.00131	0.00354	1	03/22/2021 20:13	WG1638620
1,1,2-Trichloroethane	U		0.000846	0.00354	1	03/22/2021 20:13	WG1638620
Trichloroethene	U		0.000828	0.00142	1	03/22/2021 20:13	WG1638620
Trichlorofluoromethane	U		0.00117	0.00354	1	03/22/2021 20:13	WG1638620
1,2,3-Trichloropropane	U		0.00230	0.0177	1	03/22/2021 20:13	WG1638620
1,2,4-Trimethylbenzene	U		0.00224	0.00708	1	03/22/2021 20:13	WG1638620
1,2,3-Trimethylbenzene	U		0.00224	0.00708	1	03/22/2021 20:13	WG1638620
1,3,5-Trimethylbenzene	U		0.00283	0.00708	1	03/22/2021 20:13	WG1638620
Vinyl chloride	U		0.00164	0.00354	1	03/22/2021 20:13	WG1638620
Xylenes, Total	U		0.00125	0.00921	1	03/22/2021 20:13	WG1638620
(S) Toluene-d8	102			75.0-131		03/22/2021 20:13	WG1638620
(S) 4-Bromofluorobenzene	98.8			67.0-138		03/22/2021 20:13	WG1638620
(S) 1,2-Dichloroethane-d4	98.4			70.0-130		03/22/2021 20:13	WG1638620



Semi-Volatile Organic Compounds (GC) by Method 8015

Analyte	Result (dry) mg/kg	Qualifier	MDL (dry) mg/kg	RDL (dry) mg/kg	Dilution	Analysis date / time	Batch
C12-C22 Hydrocarbons	1.50	J	0.886	4.83	1	03/24/2021 07:31	WG1639129
C22-C32 Hydrocarbons	U		1.61	4.83	1	03/24/2021 07:31	WG1639129
C32-C40 Hydrocarbons	U		1.61	4.83	1	03/24/2021 07:31	WG1639129
(S) o-Terphenyl	91.4			18.0-148		03/24/2021 07:31	WG1639129

1Cp

2Tc

3Ss

4Cn

5Ds

6Sr

7Qc

8Gl

9Al

10Sc

Total Solids by Method 2540 G-2011

Analyte	Result	Qualifier	Dilution	Analysis	Batch
	%			date / time	
Total Solids	80.7		1	03/23/2021 11:48	WG1638768

Mercury by Method 7471A

Analyte	Result (dry)	Qualifier	MDL (dry)	RDL (dry)	Dilution	Analysis	Batch
	mg/kg		mg/kg	mg/kg		date / time	
Mercury	0.0355	<u>J</u>	0.0223	0.0496	1	03/25/2021 11:30	WG1640277

Metals (ICP) by Method 6010B

Analyte	Result (dry)	Qualifier	MDL (dry)	RDL (dry)	Dilution	Analysis	Batch
	mg/kg		mg/kg	mg/kg		date / time	
Antimony	U		0.674	2.48	1	03/25/2021 15:08	WG1640232
Arsenic	U		0.642	2.48	1	03/25/2021 15:08	WG1640232
Barium	115		0.106	0.620	1	03/25/2021 15:08	WG1640232
Beryllium	0.355		0.0390	0.248	1	03/25/2021 15:08	WG1640232
Cadmium	0.391	<u>J</u>	0.0584	0.620	1	03/25/2021 15:08	WG1640232
Chromium	71.2		0.165	1.24	1	03/25/2021 15:08	WG1640232
Cobalt	17.0		0.100	1.24	1	03/25/2021 15:08	WG1640232
Copper	23.2		0.496	2.48	1	03/25/2021 15:08	WG1640232
Lead	5.17		0.258	0.620	1	03/25/2021 15:08	WG1640232
Molybdenum	0.139	<u>J</u>	0.135	0.620	1	03/25/2021 15:08	WG1640232
Nickel	98.5		0.164	2.48	1	03/25/2021 15:08	WG1640232
Selenium	1.07	<u>J</u>	0.947	2.48	1	03/25/2021 15:08	WG1640232
Silver	U		0.157	1.24	1	03/25/2021 15:08	WG1640232
Thallium	U		0.488	2.48	1	03/25/2021 15:08	WG1640232
Vanadium	43.0		0.627	2.48	1	03/25/2021 15:08	WG1640232
Zinc	41.1		1.03	6.20	1	03/25/2021 15:08	WG1640232

Volatile Organic Compounds (GC) by Method 8015

Analyte	Result (dry)	Qualifier	MDL (dry)	RDL (dry)	Dilution	Analysis	Batch
	mg/kg		mg/kg	mg/kg		date / time	
TPHG C5 - C12	U		0.0411	0.124	1	03/23/2021 08:35	WG1638793
(S) a,a,a-Trifluorotoluene(FID)	93.0			77.0-120		03/23/2021 08:35	WG1638793

Volatile Organic Compounds (GC/MS) by Method 8260B

Analyte	Result (dry)	Qualifier	MDL (dry)	RDL (dry)	Dilution	Analysis	Batch
	mg/kg		mg/kg	mg/kg		date / time	
Acetone	U	<u>J3</u>	0.0540	0.0739	1	03/22/2021 20:32	WG1638620
Acrylonitrile	U		0.00534	0.0185	1	03/22/2021 20:32	WG1638620
Benzene	U		0.000690	0.00148	1	03/22/2021 20:32	WG1638620
Bromobenzene	U		0.00133	0.0185	1	03/22/2021 20:32	WG1638620
Bromodichloromethane	U		0.00107	0.00370	1	03/22/2021 20:32	WG1638620
Bromoform	U		0.00173	0.0370	1	03/22/2021 20:32	WG1638620
Bromomethane	U		0.00291	0.0185	1	03/22/2021 20:32	WG1638620
n-Butylbenzene	U		0.00776	0.0185	1	03/22/2021 20:32	WG1638620
sec-Butylbenzene	U		0.00426	0.0185	1	03/22/2021 20:32	WG1638620
tert-Butylbenzene	U		0.00288	0.00739	1	03/22/2021 20:32	WG1638620
Carbon tetrachloride	U		0.00133	0.00739	1	03/22/2021 20:32	WG1638620
Chlorobenzene	U		0.000310	0.00370	1	03/22/2021 20:32	WG1638620
Chlorodibromomethane	U		0.000905	0.00370	1	03/22/2021 20:32	WG1638620
Chloroethane	U		0.00251	0.00739	1	03/22/2021 20:32	WG1638620
Chloroform	U		0.00152	0.00370	1	03/22/2021 20:32	WG1638620
Chloromethane	U		0.00643	0.0185	1	03/22/2021 20:32	WG1638620
2-Chlorotoluene	U		0.00128	0.00370	1	03/22/2021 20:32	WG1638620
4-Chlorotoluene	U		0.000665	0.00739	1	03/22/2021 20:32	WG1638620



Volatile Organic Compounds (GC/MS) by Method 8260B

Analyte	Result (dry) mg/kg	Qualifier	MDL (dry) mg/kg	RDL (dry) mg/kg	Dilution	Analysis date / time	Batch
1,2-Dibromo-3-Chloropropane	U		0.00577	0.0370	1	03/22/2021 20:32	WG1638620
1,2-Dibromoethane	U		0.000958	0.00370	1	03/22/2021 20:32	WG1638620
Dibromomethane	U		0.00111	0.00739	1	03/22/2021 20:32	WG1638620
1,2-Dichlorobenzene	U		0.000628	0.00739	1	03/22/2021 20:32	WG1638620
1,3-Dichlorobenzene	U		0.000887	0.00739	1	03/22/2021 20:32	WG1638620
1,4-Dichlorobenzene	U		0.00103	0.00739	1	03/22/2021 20:32	WG1638620
Dichlorodifluoromethane	U		0.00238	0.00370	1	03/22/2021 20:32	WG1638620
1,1-Dichloroethane	U		0.000726	0.00370	1	03/22/2021 20:32	WG1638620
1,2-Dichloroethane	U		0.000960	0.00370	1	03/22/2021 20:32	WG1638620
1,1-Dichloroethene	U		0.000896	0.00370	1	03/22/2021 20:32	WG1638620
cis-1,2-Dichloroethene	U		0.00109	0.00370	1	03/22/2021 20:32	WG1638620
trans-1,2-Dichloroethene	U		0.00154	0.00739	1	03/22/2021 20:32	WG1638620
1,2-Dichloropropane	U		0.00210	0.00739	1	03/22/2021 20:32	WG1638620
1,1-Dichloropropene	U		0.00120	0.00370	1	03/22/2021 20:32	WG1638620
1,3-Dichloropropane	U		0.000741	0.00739	1	03/22/2021 20:32	WG1638620
cis-1,3-Dichloropropene	U		0.00112	0.00370	1	03/22/2021 20:32	WG1638620
trans-1,3-Dichloropropene	U		0.00169	0.00739	1	03/22/2021 20:32	WG1638620
2,2-Dichloropropane	U		0.00204	0.00370	1	03/22/2021 20:32	WG1638620
Di-isopropyl ether	U		0.000606	0.00148	1	03/22/2021 20:32	WG1638620
Ethylbenzene	U		0.00109	0.00370	1	03/22/2021 20:32	WG1638620
Hexachloro-1,3-butadiene	U		0.00887	0.0370	1	03/22/2021 20:32	WG1638620
Isopropylbenzene	U		0.000628	0.00370	1	03/22/2021 20:32	WG1638620
p-Isopropyltoluene	U		0.00377	0.00739	1	03/22/2021 20:32	WG1638620
2-Butanone (MEK)	0.110	B J	0.0939	0.148	1	03/22/2021 20:32	WG1638620
Methylene Chloride	U		0.00982	0.0370	1	03/22/2021 20:32	WG1638620
4-Methyl-2-pentanone (MIBK)	U		0.00337	0.0370	1	03/22/2021 20:32	WG1638620
Methyl tert-butyl ether	U		0.000517	0.00148	1	03/22/2021 20:32	WG1638620
Naphthalene	U		0.00721	0.0185	1	03/22/2021 20:32	WG1638620
n-Propylbenzene	U		0.00140	0.00739	1	03/22/2021 20:32	WG1638620
Styrene	U		0.000339	0.0185	1	03/22/2021 20:32	WG1638620
1,1,1,2-Tetrachloroethane	U		0.00140	0.00370	1	03/22/2021 20:32	WG1638620
1,1,2,2-Tetrachloroethane	U		0.00103	0.00370	1	03/22/2021 20:32	WG1638620
1,1,2-Trichlorotrifluoroethane	U		0.00111	0.00370	1	03/22/2021 20:32	WG1638620
Tetrachloroethene	U		0.00132	0.00370	1	03/22/2021 20:32	WG1638620
Toluene	0.00217	J	0.00192	0.00739	1	03/22/2021 20:32	WG1638620
1,2,3-Trichlorobenzene	U		0.0108	0.0185	1	03/22/2021 20:32	WG1638620
1,2,4-Trichlorobenzene	U		0.00651	0.0185	1	03/22/2021 20:32	WG1638620
1,1,1-Trichloroethane	U		0.00136	0.00370	1	03/22/2021 20:32	WG1638620
1,1,2-Trichloroethane	U		0.000883	0.00370	1	03/22/2021 20:32	WG1638620
Trichloroethene	U		0.000863	0.00148	1	03/22/2021 20:32	WG1638620
Trichlorofluoromethane	U		0.00122	0.00370	1	03/22/2021 20:32	WG1638620
1,2,3-Trichloropropane	U		0.00240	0.0185	1	03/22/2021 20:32	WG1638620
1,2,4-Trimethylbenzene	U		0.00234	0.00739	1	03/22/2021 20:32	WG1638620
1,2,3-Trimethylbenzene	U		0.00234	0.00739	1	03/22/2021 20:32	WG1638620
1,3,5-Trimethylbenzene	U		0.00296	0.00739	1	03/22/2021 20:32	WG1638620
Vinyl chloride	U		0.00171	0.00370	1	03/22/2021 20:32	WG1638620
Xylenes, Total	U		0.00130	0.00961	1	03/22/2021 20:32	WG1638620
(S) Toluene-d8	102			75.0-131		03/22/2021 20:32	WG1638620
(S) 4-Bromofluorobenzene	99.7			67.0-138		03/22/2021 20:32	WG1638620
(S) 1,2-Dichloroethane-d4	95.6			70.0-130		03/22/2021 20:32	WG1638620



Semi-Volatile Organic Compounds (GC) by Method 8015

Analyte	Result (dry) mg/kg	Qualifier	MDL (dry) mg/kg	RDL (dry) mg/kg	Dilution	Analysis date / time	Batch
C12-C22 Hydrocarbons	2.29	J	0.908	4.96	1	03/24/2021 07:46	WG1639129
C22-C32 Hydrocarbons	U		1.65	4.96	1	03/24/2021 07:46	WG1639129
C32-C40 Hydrocarbons	U		1.65	4.96	1	03/24/2021 07:46	WG1639129
(S) o-Terphenyl	81.4			18.0-148		03/24/2021 07:46	WG1639129

¹Cp

²Tc

³Ss

⁴Cn

⁵Ds

⁶Sr

⁷Qc

⁸Gl

⁹Al

¹⁰Sc

Method Blank (MB)

(MB) R3634183-1 03/23/21 11:48

Analyte	MB Result	<u>MB Qualifier</u>	MB MDL	MB RDL
	%		%	%
Total Solids	0.00100			

L1328976-07 Original Sample (OS) • Duplicate (DUP)

(OS) L1328976-07 03/23/21 11:48 • (DUP) R3634183-3 03/23/21 11:48

Analyte	Original Result	DUP Result	Dilution	DUP RPD	<u>DUP Qualifier</u>	DUP RPD Limits
	%	%		%		%
Total Solids	91.4	89.4	1	2.21		10

Laboratory Control Sample (LCS)

(LCS) R3634183-2 03/23/21 11:48

Analyte	Spike Amount	LCS Result	LCS Rec.	Rec. Limits	<u>LCS Qualifier</u>
	%	%	%	%	
Total Solids	50.0	50.0	100	85.0-115	

¹Cp

²Tc

³Ss

⁴Cn

⁵Ds

⁶Sr

⁷Qc

⁸Gl

⁹Al

¹⁰Sc

Method Blank (MB)

(MB) R3634720-1 03/25/21 11:07

	MB Result	MB Qualifier	MB MDL	MB RDL
Analyte	mg/kg		mg/kg	mg/kg
Mercury	U		0.0180	0.0400

Laboratory Control Sample (LCS)

(LCS) R3634720-2 03/25/21 11:15

	Spike Amount	LCS Result	LCS Rec.	Rec. Limits	LCS Qualifier
Analyte	mg/kg	mg/kg	%	%	
Mercury	0.500	0.490	98.1	80.0-120	

L1330312-01 Original Sample (OS) • Matrix Spike (MS) • Matrix Spike Duplicate (MSD)

(OS) L1330312-01 03/25/21 11:17 • (MS) R3634720-3 03/25/21 11:20 • (MSD) R3634720-4 03/25/21 11:22

	Spike Amount	Original Result	MS Result	MSD Result	MS Rec.	MSD Rec.	Dilution	Rec. Limits	MS Qualifier	MSD Qualifier	RPD	RPD Limits
Analyte	mg/kg	mg/kg	mg/kg	mg/kg	%	%		%			%	%
Mercury	0.500	U	0.452	0.468	90.5	93.6	1	75.0-125			3.39	20

¹Cp

²Tc

³Ss

⁴Cn

⁵Ds

⁶Sr

⁷Qc

⁸Gl

⁹Al

¹⁰Sc

Method Blank (MB)

(MB) R3634945-1 03/25/21 14:46

Analyte	MB Result mg/kg	MB Qualifier	MB MDL mg/kg	MB RDL mg/kg
Antimony	U		0.544	2.00
Arsenic	U		0.518	2.00
Barium	U		0.0852	0.500
Beryllium	U		0.0315	0.200
Cadmium	U		0.0471	0.500
Chromium	U		0.133	1.00
Cobalt	U		0.0811	1.00
Copper	U		0.400	2.00
Lead	U		0.208	0.500
Molybdenum	U		0.109	0.500
Nickel	U		0.132	2.00
Selenium	U		0.764	2.00
Silver	U		0.127	1.00
Thallium	U		0.394	2.00
Vanadium	U		0.506	2.00

¹Cp

²Tc

³Ss

⁴Cn

⁵Ds

⁶Sr

⁷Qc

⁸Gl

⁹Al

¹⁰Sc

Method Blank (MB)

(MB) R3635005-1 03/25/21 22:18

Analyte	MB Result mg/kg	MB Qualifier	MB MDL mg/kg	MB RDL mg/kg
Zinc	U		0.832	5.00

Laboratory Control Sample (LCS)

(LCS) R3634945-2 03/25/21 14:49

Analyte	Spike Amount mg/kg	LCS Result mg/kg	LCS Rec. %	Rec. Limits %	LCS Qualifier
Antimony	100	97.6	97.6	80.0-120	
Arsenic	100	96.8	96.8	80.0-120	
Barium	100	103	103	80.0-120	
Beryllium	100	97.5	97.5	80.0-120	
Cadmium	100	97.7	97.7	80.0-120	
Chromium	100	98.2	98.2	80.0-120	
Cobalt	100	101	101	80.0-120	
Copper	100	97.4	97.4	80.0-120	
Lead	100	97.4	97.4	80.0-120	
Molybdenum	100	103	103	80.0-120	
Nickel	100	100	100	80.0-120	

Laboratory Control Sample (LCS)

(LCS) R3634945-2 03/25/21 14:49

Analyte	Spike Amount mg/kg	LCS Result mg/kg	LCS Rec. %	Rec. Limits %	<u>LCS Qualifier</u>
Selenium	100	99.9	99.9	80.0-120	
Silver	20.0	18.9	94.5	80.0-120	
Thallium	100	98.2	98.2	80.0-120	
Vanadium	100	101	101	80.0-120	

Laboratory Control Sample (LCS)

(LCS) R3635005-2 03/25/21 22:20

Analyte	Spike Amount mg/kg	LCS Result mg/kg	LCS Rec. %	Rec. Limits %	<u>LCS Qualifier</u>
Zinc	100	97.3	97.3	80.0-120	

L1328977-01 Original Sample (OS) • Matrix Spike (MS) • Matrix Spike Duplicate (MSD)

(OS) L1328977-01 03/25/21 14:52 • (MS) R3634945-5 03/25/21 15:00 • (MSD) R3634945-6 03/25/21 15:02

Analyte	Spike Amount (dry) mg/kg	Original Result (dry) mg/kg	MS Result (dry) mg/kg	MSD Result (dry) mg/kg	MS Rec. %	MSD Rec. %	Dilution	Rec. Limits %	<u>MS Qualifier</u>	<u>MSD Qualifier</u>	RPD %	RPD Limits %
Antimony	114	U	89.6	94.3	78.8	83.0	1	75.0-125			5.20	20
Arsenic	114	2.28	96.5	103	82.9	88.3	1	75.0-125			6.13	20
Barium	114	108	199	199	80.2	80.2	1	75.0-125			0.0118	20
Beryllium	114	0.391	99.7	104	87.4	91.6	1	75.0-125			4.68	20
Cadmium	114	0.478	102	107	89.5	93.3	1	75.0-125			4.17	20
Chromium	114	93.5	178	182	74.0	77.9	1	75.0-125	J6		2.45	20
Cobalt	114	21.3	130	137	96.1	102	1	75.0-125			5.10	20
Copper	114	35.1	128	135	82.1	87.9	1	75.0-125			5.00	20
Lead	114	5.77	113	118	93.9	98.6	1	75.0-125			4.64	20
Molybdenum	114	U	100	105	88.1	92.4	1	75.0-125			4.73	20
Nickel	114	125	204	226	69.2	88.5	1	75.0-125	J6		10.2	20
Selenium	114	1.65	96.2	103	83.2	89.3	1	75.0-125			6.92	20
Silver	22.7	U	20.0	20.8	88.0	91.4	1	75.0-125			3.79	20
Thallium	114	U	104	108	91.1	94.8	1	75.0-125			3.91	20
Vanadium	114	72.7	150	161	67.6	77.4	1	75.0-125	J6		7.21	20

¹Cp

²Tc

³Ss

⁴Cn

⁵Ds

⁶Sr

⁷Qc

⁸Gl

⁹Al

¹⁰Sc

L1328977-01 Original Sample (OS) • Matrix Spike (MS) • Matrix Spike Duplicate (MSD)

(OS) L1328977-01 03/25/21 22:23 • (MS) R3635005-5 03/25/21 22:31 • (MSD) R3635005-6 03/25/21 22:34

	Spike Amount (dry)	Original Result (dry)	MS Result (dry)	MSD Result (dry)	MS Rec.	MSD Rec.	Dilution	Rec. Limits	MS Qualifier	MSD Qualifier	RPD	RPD Limits
Analyte	mg/kg	mg/kg	mg/kg	mg/kg	%	%		%			%	%
Zinc	114	51.6	142	146	79.4	83.1	1	75.0-125			2.90	20

¹Cp

²Tc

³Ss

⁴Cn

⁵Ds

⁶Sr

⁷Qc

⁸Gl

⁹Al

¹⁰Sc

Method Blank (MB)

(MB) R3634769-2 03/23/21 05:56

Analyte	MB Result mg/kg	MB Qualifier	MB MDL mg/kg	MB RDL mg/kg
TPHG C5 - C12	U		0.0332	0.100
(S) a,a,a-Trifluorotoluene(FID)	97.0			77.0-120

Laboratory Control Sample (LCS)

(LCS) R3634769-1 03/23/21 04:58

Analyte	Spike Amount mg/kg	LCS Result mg/kg	LCS Rec. %	Rec. Limits %	LCS Qualifier
TPHG C5 - C12	5.50	5.18	94.2	72.0-125	
(S) a,a,a-Trifluorotoluene(FID)			102	77.0-120	

1Cp

2Tc

3Ss

4Cn

5Ds

6Sr

7Qc

8Gl

9Al

10Sc

Method Blank (MB)

(MB) R3635058-2 03/25/21 21:39

Analyte	MB Result mg/kg	MB Qualifier	MB MDL mg/kg	MB RDL mg/kg
TPHG C5 - C12	U		0.0332	0.100
(S) a,a,a-Trifluorotoluene(FID)	97.5			77.0-120

Laboratory Control Sample (LCS)

(LCS) R3635058-1 03/25/21 20:56

Analyte	Spike Amount mg/kg	LCS Result mg/kg	LCS Rec. %	Rec. Limits %	LCS Qualifier
TPHG C5 - C12	5.50	5.45	99.1	72.0-125	
(S) a,a,a-Trifluorotoluene(FID)			106	77.0-120	

¹Cp

²Tc

³Ss

⁴Cn

⁵Ds

⁶Sr

⁷Qc

⁸Gl

⁹Al

¹⁰Sc

Method Blank (MB)

(MB) R3634778-3 03/22/21 15:39

Analyte	MB Result mg/kg	MB Qualifier	MB MDL mg/kg	MB RDL mg/kg
Acetone	U		0.0365	0.0500
Acrylonitrile	U		0.00361	0.0125
Benzene	U		0.000467	0.00100
Bromobenzene	U		0.000900	0.0125
Bromodichloromethane	U		0.000725	0.00250
Bromoform	U		0.00117	0.0250
Bromomethane	U		0.00197	0.0125
n-Butylbenzene	U		0.00525	0.0125
sec-Butylbenzene	U		0.00288	0.0125
tert-Butylbenzene	U		0.00195	0.00500
Carbon tetrachloride	U		0.000898	0.00500
Chlorobenzene	U		0.000210	0.00250
Chlorodibromomethane	U		0.000612	0.00250
Chloroethane	U		0.00170	0.00500
Chloroform	U		0.00103	0.00250
Chloromethane	U		0.00435	0.0125
2-Chlorotoluene	U		0.000865	0.00250
4-Chlorotoluene	U		0.000450	0.00500
1,2-Dibromo-3-Chloropropane	U		0.00390	0.0250
1,2-Dibromoethane	U		0.000648	0.00250
Dibromomethane	U		0.000750	0.00500
1,2-Dichlorobenzene	U		0.000425	0.00500
1,3-Dichlorobenzene	U		0.000600	0.00500
1,4-Dichlorobenzene	U		0.000700	0.00500
Dichlorodifluoromethane	U		0.00161	0.00250
1,1-Dichloroethane	U		0.000491	0.00250
1,2-Dichloroethane	U		0.000649	0.00250
1,1-Dichloroethene	U		0.000606	0.00250
cis-1,2-Dichloroethene	U		0.000734	0.00250
trans-1,2-Dichloroethene	U		0.00104	0.00500
1,2-Dichloropropane	U		0.00142	0.00500
1,1-Dichloropropene	U		0.000809	0.00250
1,3-Dichloropropane	U		0.000501	0.00500
cis-1,3-Dichloropropene	U		0.000757	0.00250
trans-1,3-Dichloropropene	U		0.00114	0.00500
2,2-Dichloropropane	U		0.00138	0.00250
Di-isopropyl ether	U		0.000410	0.00100
Ethylbenzene	U		0.000737	0.00250
Hexachloro-1,3-butadiene	U		0.00600	0.0250
Isopropylbenzene	U		0.000425	0.00250

¹Cp

²Tc

³Ss

⁴Cn

⁵Ds

⁶Sr

⁷Qc

⁸Gl

⁹Al

¹⁰Sc

Method Blank (MB)

(MB) R3634778-3 03/22/21 15:39

Analyte	MB Result mg/kg	MB Qualifier	MB MDL mg/kg	MB RDL mg/kg
p-Isopropyltoluene	U		0.00255	0.00500
2-Butanone (MEK)	0.111		0.0635	0.100
Methylene Chloride	U		0.00664	0.0250
4-Methyl-2-pentanone (MIBK)	U		0.00228	0.0250
Methyl tert-butyl ether	U		0.000350	0.00100
Naphthalene	U		0.00488	0.0125
n-Propylbenzene	U		0.000950	0.00500
Styrene	U		0.000229	0.0125
1,1,1,2-Tetrachloroethane	U		0.000948	0.00250
1,1,2,2-Tetrachloroethane	U		0.000695	0.00250
Tetrachloroethene	U		0.000896	0.00250
Toluene	U		0.00130	0.00500
1,1,2-Trichlorotrifluoroethane	U		0.000754	0.00250
1,2,3-Trichlorobenzene	U		0.00733	0.0125
1,2,4-Trichlorobenzene	U		0.00440	0.0125
1,1,1-Trichloroethane	U		0.000923	0.00250
1,1,2-Trichloroethane	U		0.000597	0.00250
Trichloroethene	U		0.000584	0.00100
Trichlorofluoromethane	U		0.000827	0.00250
1,2,3-Trichloropropane	U		0.00162	0.0125
1,2,3-Trimethylbenzene	U		0.00158	0.00500
1,2,4-Trimethylbenzene	U		0.00158	0.00500
1,3,5-Trimethylbenzene	U		0.00200	0.00500
Vinyl chloride	U		0.00116	0.00250
Xylenes, Total	U		0.000880	0.00650
(S) Toluene-d8	99.1			75.0-131
(S) 4-Bromofluorobenzene	102			67.0-138
(S) 1,2-Dichloroethane-d4	104			70.0-130

¹Cp

²Tc

³Ss

⁴Cn

⁵Ds

⁶Sr

⁷Qc

⁸Gl

⁹Al

¹⁰Sc

Laboratory Control Sample (LCS) • Laboratory Control Sample Duplicate (LCSD)

(LCS) R3634778-1 03/22/21 13:57 • (LCSD) R3634778-2 03/22/21 14:31

Analyte	Spike Amount mg/kg	LCS Result mg/kg	LCSD Result mg/kg	LCS Rec. %	LCSD Rec. %	Rec. Limits %	LCS Qualifier	LCSD Qualifier	RPD %	RPD Limits %
Acetone	0.625	0.495	0.796	79.2	127	10.0-160		J3	46.6	31
Acrylonitrile	0.625	0.691	0.815	111	130	45.0-153			16.5	22
Benzene	0.125	0.138	0.137	110	110	70.0-123			0.727	20
Bromobenzene	0.125	0.135	0.129	108	103	73.0-121			4.55	20
Bromodichloromethane	0.125	0.132	0.136	106	109	73.0-121			2.99	20

Laboratory Control Sample (LCS) • Laboratory Control Sample Duplicate (LCSD)

(LCS) R3634778-1 03/22/21 13:57 • (LCSD) R3634778-2 03/22/21 14:31

Analyte	Spike Amount mg/kg	LCS Result mg/kg	LCSD Result mg/kg	LCS Rec. %	LCSD Rec. %	Rec. Limits %	<u>LCS Qualifier</u>	<u>LCSD Qualifier</u>	RPD %	RPD Limits %
Bromoform	0.125	0.133	0.134	106	107	64.0-132			0.749	20
Bromomethane	0.125	0.102	0.102	81.6	81.6	56.0-147			0.000	20
n-Butylbenzene	0.125	0.116	0.112	92.8	89.6	68.0-135			3.51	20
sec-Butylbenzene	0.125	0.128	0.122	102	97.6	74.0-130			4.80	20
tert-Butylbenzene	0.125	0.134	0.126	107	101	75.0-127			6.15	20
Carbon tetrachloride	0.125	0.141	0.145	113	116	66.0-128			2.80	20
Chlorobenzene	0.125	0.124	0.122	99.2	97.6	76.0-128			1.63	20
Chlorodibromomethane	0.125	0.128	0.130	102	104	74.0-127			1.55	20
Chloroethane	0.125	0.102	0.0973	81.6	77.8	61.0-134			4.72	20
Chloroform	0.125	0.129	0.134	103	107	72.0-123			3.80	20
Chloromethane	0.125	0.125	0.107	100	85.6	51.0-138			15.5	20
2-Chlorotoluene	0.125	0.121	0.114	96.8	91.2	75.0-124			5.96	20
4-Chlorotoluene	0.125	0.130	0.126	104	101	75.0-124			3.12	20
1,2-Dibromo-3-Chloropropane	0.125	0.104	0.112	83.2	89.6	59.0-130			7.41	20
1,2-Dibromoethane	0.125	0.134	0.129	107	103	74.0-128			3.80	20
Dibromomethane	0.125	0.132	0.134	106	107	75.0-122			1.50	20
1,2-Dichlorobenzene	0.125	0.115	0.116	92.0	92.8	76.0-124			0.866	20
1,3-Dichlorobenzene	0.125	0.126	0.123	101	98.4	76.0-125			2.41	20
1,4-Dichlorobenzene	0.125	0.123	0.121	98.4	96.8	77.0-121			1.64	20
Dichlorodifluoromethane	0.125	0.134	0.151	107	121	43.0-156			11.9	20
1,1-Dichloroethane	0.125	0.135	0.141	108	113	70.0-127			4.35	20
1,2-Dichloroethane	0.125	0.147	0.150	118	120	65.0-131			2.02	20
1,1-Dichloroethene	0.125	0.148	0.149	118	119	65.0-131			0.673	20
cis-1,2-Dichloroethene	0.125	0.128	0.129	102	103	73.0-125			0.778	20
trans-1,2-Dichloroethene	0.125	0.128	0.128	102	102	71.0-125			0.000	20
1,2-Dichloropropane	0.125	0.145	0.143	116	114	74.0-125			1.39	20
1,1-Dichloropropene	0.125	0.132	0.138	106	110	73.0-125			4.44	20
1,3-Dichloropropane	0.125	0.120	0.117	96.0	93.6	80.0-125			2.53	20
cis-1,3-Dichloropropene	0.125	0.136	0.131	109	105	76.0-127			3.75	20
trans-1,3-Dichloropropene	0.125	0.123	0.119	98.4	95.2	73.0-127			3.31	20
2,2-Dichloropropane	0.125	0.134	0.136	107	109	59.0-135			1.48	20
Di-isopropyl ether	0.125	0.149	0.151	119	121	60.0-136			1.33	20
Ethylbenzene	0.125	0.121	0.125	96.8	100	74.0-126			3.25	20
Hexachloro-1,3-butadiene	0.125	0.103	0.100	82.4	80.0	57.0-150			2.96	20
Isopropylbenzene	0.125	0.127	0.130	102	104	72.0-127			2.33	20
p-Isopropyltoluene	0.125	0.128	0.123	102	98.4	72.0-133			3.98	20
2-Butanone (MEK)	0.625	0.695	0.768	111	123	30.0-160			9.98	24
Methylene Chloride	0.125	0.127	0.136	102	109	68.0-123			6.84	20
4-Methyl-2-pentanone (MIBK)	0.625	0.684	0.695	109	111	56.0-143			1.60	20
Methyl tert-butyl ether	0.125	0.120	0.129	96.0	103	66.0-132			7.23	20

¹Cp

²Tc

³Ss

⁴Cn

⁵Ds

⁶Sr

⁷Qc

⁸Gl

⁹Al

¹⁰Sc

Laboratory Control Sample (LCS) • Laboratory Control Sample Duplicate (LCSD)

(LCS) R3634778-1 03/22/21 13:57 • (LCSD) R3634778-2 03/22/21 14:31

Analyte	Spike Amount mg/kg	LCS Result mg/kg	LCSD Result mg/kg	LCS Rec. %	LCSD Rec. %	Rec. Limits %	LCS Qualifier	LCSD Qualifier	RPD %	RPD Limits %
Naphthalene	0.125	0.0968	0.0966	77.4	77.3	59.0-130			0.207	20
n-Propylbenzene	0.125	0.128	0.123	102	98.4	74.0-126			3.98	20
Styrene	0.125	0.131	0.130	105	104	72.0-127			0.766	20
1,1,1,2-Tetrachloroethane	0.125	0.123	0.125	98.4	100	74.0-129			1.61	20
1,1,2,2-Tetrachloroethane	0.125	0.116	0.113	92.8	90.4	68.0-128			2.62	20
Tetrachloroethene	0.125	0.136	0.133	109	106	70.0-136			2.23	20
Toluene	0.125	0.121	0.119	96.8	95.2	75.0-121			1.67	20
1,1,2-Trichlorotrifluoroethane	0.125	0.148	0.145	118	116	61.0-139			2.05	20
1,2,3-Trichlorobenzene	0.125	0.0986	0.0959	78.9	76.7	59.0-139			2.78	20
1,2,4-Trichlorobenzene	0.125	0.101	0.101	80.8	80.8	62.0-137			0.000	20
1,1,1-Trichloroethane	0.125	0.134	0.139	107	111	69.0-126			3.66	20
1,1,2-Trichloroethane	0.125	0.115	0.113	92.0	90.4	78.0-123			1.75	20
Trichloroethene	0.125	0.133	0.131	106	105	76.0-126			1.52	20
Trichlorofluoromethane	0.125	0.121	0.122	96.8	97.6	61.0-142			0.823	20
1,2,3-Trichloropropane	0.125	0.124	0.122	99.2	97.6	67.0-129			1.63	20
1,2,3-Trimethylbenzene	0.125	0.121	0.116	96.8	92.8	74.0-124			4.22	20
1,2,4-Trimethylbenzene	0.125	0.128	0.125	102	100	70.0-126			2.37	20
1,3,5-Trimethylbenzene	0.125	0.133	0.125	106	100	73.0-127			6.20	20
Vinyl chloride	0.125	0.101	0.0990	80.8	79.2	63.0-134			2.00	20
Xylenes, Total	0.375	0.379	0.381	101	102	72.0-127			0.526	20
(S) Toluene-d8				98.5	98.4	75.0-131				
(S) 4-Bromofluorobenzene				106	107	67.0-138				
(S) 1,2-Dichloroethane-d4				108	110	70.0-130				

1Cp

2Tc

3Ss

4Cn

5Ds

6Sr

7Qc

8Gl

9Al

10Sc

L1328962-20 Original Sample (OS) • Matrix Spike (MS) • Matrix Spike Duplicate (MSD)

(OS) L1328962-20 03/22/21 17:03 • (MS) R3634778-4 03/22/21 22:45 • (MSD) R3634778-5 03/22/21 23:04

Analyte	Spike Amount (dry) mg/kg	Original Result (dry) mg/kg	MS Result (dry) mg/kg	MSD Result (dry) mg/kg	MS Rec. %	MSD Rec. %	Dilution	Rec. Limits %	MS Qualifier	MSD Qualifier	RPD %	RPD Limits %
Acetone	1.13	U	0.520	0.219	46.2	19.4	1.44	10.0-160		J3	81.6	40
Acrylonitrile	1.13	U	1.13	1.15	101	102	1.44	10.0-160			1.86	40
Benzene	0.225	0.00117	0.303	0.311	134	138	1.44	10.0-149			2.85	37
Bromobenzene	0.225	U	0.300	0.308	133	137	1.44	10.0-156			2.47	38
Bromodichloromethane	0.225	U	0.276	0.284	123	126	1.44	10.0-143			2.68	37
Bromoform	0.225	U	0.261	0.258	116	114	1.44	10.0-146			1.45	36
Bromomethane	0.225	U	0.170	0.184	75.6	81.7	1.44	10.0-149			7.77	38
n-Butylbenzene	0.225	U	0.270	0.269	120	119	1.44	10.0-160			0.464	40
sec-Butylbenzene	0.225	U	0.288	0.300	128	133	1.44	10.0-159			4.26	39
tert-Butylbenzene	0.225	U	0.294	0.303	131	134	1.44	10.0-156			2.94	39

L1328962-20 Original Sample (OS) • Matrix Spike (MS) • Matrix Spike Duplicate (MSD)

(OS) L1328962-20 03/22/21 17:03 • (MS) R3634778-4 03/22/21 22:45 • (MSD) R3634778-5 03/22/21 23:04

Analyte	Spike Amount (dry) mg/kg	Original Result (dry) mg/kg	MS Result (dry) mg/kg	MSD Result (dry) mg/kg	MS Rec. %	MSD Rec. %	Dilution	Rec. Limits %	MS Qualifier	MSD Qualifier	RPD %	RPD Limits %
Carbon tetrachloride	0.225	U	0.306	0.314	136	139	1.44	10.0-145			2.42	37
Chlorobenzene	0.225	U	0.278	0.276	123	123	1.44	10.0-152			0.451	39
Chlorodibromomethane	0.225	U	0.268	0.280	119	124	1.44	10.0-146			4.57	37
Chloroethane	0.225	U	0.129	0.149	57.2	66.1	1.44	10.0-146			14.4	40
Chloroform	0.225	U	0.269	0.278	119	123	1.44	10.0-146			3.20	37
Chloromethane	0.225	U	0.230	0.226	102	101	1.44	10.0-159			1.64	37
2-Chlorotoluene	0.225	U	0.270	0.276	120	123	1.44	10.0-159			2.29	38
4-Chlorotoluene	0.225	U	0.295	0.300	131	133	1.44	10.0-155			1.68	39
1,2-Dibromo-3-Chloropropane	0.225	U	0.185	0.195	82.2	86.7	1.44	10.0-151			5.26	39
1,2-Dibromoethane	0.225	U	0.275	0.276	122	123	1.44	10.0-148			0.454	34
Dibromomethane	0.225	U	0.229	0.256	102	114	1.44	10.0-147			11.3	35
1,2-Dichlorobenzene	0.225	U	0.256	0.258	114	114	1.44	10.0-155			0.487	37
1,3-Dichlorobenzene	0.225	U	0.290	0.284	129	126	1.44	10.0-153			2.18	38
1,4-Dichlorobenzene	0.225	U	0.274	0.270	122	120	1.44	10.0-151			1.38	38
Dichlorodifluoromethane	0.225	U	0.250	0.241	111	107	1.44	10.0-160			3.56	35
1,1-Dichloroethane	0.225	U	0.283	0.294	126	131	1.44	10.0-147			3.90	37
1,2-Dichloroethane	0.225	U	0.274	0.281	122	125	1.44	10.0-148			2.70	35
1,1-Dichloroethene	0.225	U	0.319	0.319	142	142	1.44	10.0-155			0.000	37
cis-1,2-Dichloroethene	0.225	U	0.260	0.261	116	116	1.44	10.0-149			0.480	37
trans-1,2-Dichloroethene	0.225	U	0.261	0.263	116	117	1.44	10.0-150			0.477	37
1,2-Dichloropropane	0.225	U	0.315	0.319	140	142	1.44	10.0-148			1.18	37
1,1-Dichloropropene	0.225	U	0.295	0.298	131	132	1.44	10.0-153			0.844	35
1,3-Dichloropropane	0.225	U	0.265	0.264	118	117	1.44	10.0-154			0.473	35
cis-1,3-Dichloropropene	0.225	U	0.291	0.304	129	135	1.44	10.0-151			4.20	37
trans-1,3-Dichloropropene	0.225	U	0.270	0.274	120	122	1.44	10.0-148			1.38	37
2,2-Dichloropropane	0.225	U	0.224	0.225	99.4	100	1.44	10.0-138			0.557	36
Di-isopropyl ether	0.225	U	0.304	0.308	135	137	1.44	10.0-147			1.23	36
Ethylbenzene	0.225	U	0.278	0.276	123	123	1.44	10.0-160			0.451	38
Hexachloro-1,3-butadiene	0.225	U	0.291	0.290	129	129	1.44	10.0-160			0.430	40
Isopropylbenzene	0.225	U	0.284	0.278	126	123	1.44	10.0-155			2.23	38
p-Isopropyltoluene	0.225	0.0215	0.305	0.311	126	129	1.44	10.0-160			2.03	40
2-Butanone (MEK)	1.13	U	1.03	1.01	91.1	90.0	1.44	10.0-160			1.23	40
Methylene Chloride	0.225	U	0.263	0.196	117	87.2	1.44	10.0-141			28.9	37
4-Methyl-2-pentanone (MIBK)	1.13	U	1.28	1.30	113	116	1.44	10.0-160			1.94	35
Methyl tert-butyl ether	0.225	U	0.228	0.234	101	104	1.44	11.0-147			2.71	35
Naphthalene	0.225	U	0.196	0.194	87.2	86.1	1.44	10.0-160			1.28	36
n-Propylbenzene	0.225	U	0.288	0.289	128	128	1.44	10.0-158			0.434	38
Styrene	0.225	0.0659	0.349	0.360	126	131	1.44	10.0-160			3.17	40
1,1,1,2-Tetrachloroethane	0.225	U	0.258	0.261	114	116	1.44	10.0-149			1.45	39

1Cp

2Tc

3Ss

4Cn

5Ds

6Sr

7Qc

8Gl

9Al

10Sc

L1328962-20 Original Sample (OS) • Matrix Spike (MS) • Matrix Spike Duplicate (MSD)

(OS) L1328962-20 03/22/21 17:03 • (MS) R3634778-4 03/22/21 22:45 • (MSD) R3634778-5 03/22/21 23:04

Analyte	Spike Amount (dry) mg/kg	Original Result (dry) mg/kg	MS Result (dry) mg/kg	MSD Result (dry) mg/kg	MS Rec. %	MSD Rec. %	Dilution	Rec. Limits %	MS Qualifier	MSD Qualifier	RPD %	RPD Limits %
1,1,2,2-Tetrachloroethane	0.225	U	0.246	0.264	109	117	1.44	10.0-160			6.86	35
Tetrachloroethene	0.225	U	0.306	0.313	136	139	1.44	10.0-156			2.02	39
Toluene	0.225	0.0346	0.304	0.308	120	121	1.44	10.0-156			1.23	38
1,1,2-Trichlorotrifluoroethane	0.225	U	0.345	0.340	153	151	1.44	10.0-160			1.46	36
1,2,3-Trichlorobenzene	0.225	U	0.206	0.239	91.7	106	1.44	10.0-160			14.6	40
1,2,4-Trichlorobenzene	0.225	U	0.245	0.241	109	107	1.44	10.0-160			1.54	40
1,1,1-Trichloroethane	0.225	U	0.306	0.306	136	136	1.44	10.0-144			0.000	35
1,1,2-Trichloroethane	0.225	U	0.256	0.264	114	117	1.44	10.0-160			2.88	35
Trichloroethene	0.225	U	0.284	0.301	126	134	1.44	10.0-156			5.98	38
Trichlorofluoromethane	0.225	U	0.171	0.186	76.1	82.8	1.44	10.0-160			8.39	40
1,2,3-Trichloropropane	0.225	U	0.258	0.260	114	116	1.44	10.0-156			0.966	35
1,2,3-Trimethylbenzene	0.225	0.00478	0.265	0.269	116	117	1.44	10.0-160			1.41	36
1,2,4-Trimethylbenzene	0.225	0.00715	0.293	0.293	127	127	1.44	10.0-160			0.000	36
1,3,5-Trimethylbenzene	0.225	0.00478	0.298	0.296	130	130	1.44	10.0-160			0.421	38
Vinyl chloride	0.225	U	0.195	0.204	86.7	90.6	1.44	10.0-160			4.39	37
Xylenes, Total	0.675	0.0155	0.704	0.838	102	122	1.44	10.0-160			17.4	38
(S) Toluene-d8					100	101		75.0-131				
(S) 4-Bromofluorobenzene					104	105		67.0-138				
(S) 1,2-Dichloroethane-d4					97.2	94.6		70.0-130				

1Cp

2Tc

3Ss

4Cn

5Ds

6Sr

7Qc

8Gl

9Al

10Sc

Method Blank (MB)

(MB) R3634065-1 03/24/21 01:51

Analyte	MB Result mg/kg	MB Qualifier	MB MDL mg/kg	MB RDL mg/kg
C12-C22 Hydrocarbons	U		0.733	4.00
C22-C32 Hydrocarbons	U		1.33	4.00
C32-C40 Hydrocarbons	U		1.33	4.00
(S) o-Terphenyl	84.4			18.0-148

Laboratory Control Sample (LCS)

(LCS) R3634065-2 03/24/21 02:05

Analyte	Spike Amount mg/kg	LCS Result mg/kg	LCS Rec. %	Rec. Limits %	LCS Qualifier
C22-C32 Hydrocarbons	25.0	18.2	72.8	50.0-150	
C12-C22 Hydrocarbons	25.0	20.8	83.2	50.0-150	
(S) o-Terphenyl			63.8	18.0-148	

L1328417-01 Original Sample (OS) • Matrix Spike (MS) • Matrix Spike Duplicate (MSD)

(OS) L1328417-01 03/24/21 04:17 • (MS) R3634065-3 03/24/21 04:31 • (MSD) R3634065-4 03/24/21 04:46

Analyte	Spike Amount (dry) mg/kg	Original Result (dry) mg/kg	MS Result (dry) mg/kg	MSD Result (dry) mg/kg	MS Rec. %	MSD Rec. %	Dilution	Rec. Limits %	MS Qualifier	MSD Qualifier	RPD %	RPD Limits %
C22-C32 Hydrocarbons	30.4	U	24.8	27.7	81.6	91.0	1	50.0-150			10.9	20
C12-C22 Hydrocarbons	30.4	0.933	29.3	32.3	93.3	103	1	50.0-150			9.68	20
(S) o-Terphenyl					62.6	64.3		18.0-148				

1Cp

2Tc

3Ss

4Cn

5Ds

6Sr

7Qc

8Gl

9Al

10Sc

GLOSSARY OF TERMS

Guide to Reading and Understanding Your Laboratory Report

The information below is designed to better explain the various terms used in your report of analytical results from the Laboratory. This is not intended as a comprehensive explanation, and if you have additional questions please contact your project representative.

Results Disclaimer - Information that may be provided by the customer, and contained within this report, include Permit Limits, Project Name, Sample ID, Sample Matrix, Sample Preservation, Field Blanks, Field Spikes, Field Duplicates, On-Site Data, Sampling Collection Dates/Times, and Sampling Location. Results relate to the accuracy of this information provided, and as the samples are received.

Abbreviations and Definitions

(dry)	Results are reported based on the dry weight of the sample. [this will only be present on a dry report basis for soils].
MDL	Method Detection Limit.
MDL (dry)	Method Detection Limit.
RDL	Reported Detection Limit.
RDL (dry)	Reported Detection Limit.
Rec.	Recovery.
RPD	Relative Percent Difference.
SDG	Sample Delivery Group.
(S)	Surrogate (Surrogate Standard) - Analytes added to every blank, sample, Laboratory Control Sample/Duplicate and Matrix Spike/Duplicate; used to evaluate analytical efficiency by measuring recovery. Surrogates are not expected to be detected in all environmental media.
U	Not detected at the Reporting Limit (or MDL where applicable).
Analyte	The name of the particular compound or analysis performed. Some Analyses and Methods will have multiple analytes reported.
Dilution	If the sample matrix contains an interfering material, the sample preparation volume or weight values differ from the standard, or if concentrations of analytes in the sample are higher than the highest limit of concentration that the laboratory can accurately report, the sample may be diluted for analysis. If a value different than 1 is used in this field, the result reported has already been corrected for this factor.
Limits	These are the target % recovery ranges or % difference value that the laboratory has historically determined as normal for the method and analyte being reported. Successful QC Sample analysis will target all analytes recovered or duplicated within these ranges.
Original Sample	The non-spiked sample in the prep batch used to determine the Relative Percent Difference (RPD) from a quality control sample. The Original Sample may not be included within the reported SDG.
Qualifier	This column provides a letter and/or number designation that corresponds to additional information concerning the result reported. If a Qualifier is present, a definition per Qualifier is provided within the Glossary and Definitions page and potentially a discussion of possible implications of the Qualifier in the Case Narrative if applicable.
Result	The actual analytical final result (corrected for any sample specific characteristics) reported for your sample. If there was no measurable result returned for a specific analyte, the result in this column may state "ND" (Not Detected) or "BDL" (Below Detectable Levels). The information in the results column should always be accompanied by either an MDL (Method Detection Limit) or RDL (Reporting Detection Limit) that defines the lowest value that the laboratory could detect or report for this analyte.
Uncertainty (Radiochemistry)	Confidence level of 2 sigma.
Case Narrative (Cn)	A brief discussion about the included sample results, including a discussion of any non-conformances to protocol observed either at sample receipt by the laboratory from the field or during the analytical process. If present, there will be a section in the Case Narrative to discuss the meaning of any data qualifiers used in the report.
Quality Control Summary (Qc)	This section of the report includes the results of the laboratory quality control analyses required by procedure or analytical methods to assist in evaluating the validity of the results reported for your samples. These analyses are not being performed on your samples typically, but on laboratory generated material.
Sample Chain of Custody (Sc)	This is the document created in the field when your samples were initially collected. This is used to verify the time and date of collection, the person collecting the samples, and the analyses that the laboratory is requested to perform. This chain of custody also documents all persons (excluding commercial shippers) that have had control or possession of the samples from the time of collection until delivery to the laboratory for analysis.
Sample Results (Sr)	This section of your report will provide the results of all testing performed on your samples. These results are provided by sample ID and are separated by the analyses performed on each sample. The header line of each analysis section for each sample will provide the name and method number for the analysis reported.
Sample Summary (Ss)	This section of the Analytical Report defines the specific analyses performed for each sample ID, including the dates and times of preparation and/or analysis.

Qualifier Description

B	The same analyte is found in the associated blank.
J	The identification of the analyte is acceptable; the reported value is an estimate.
J3	The associated batch QC was outside the established quality control range for precision.
J6	The sample matrix interfered with the ability to make any accurate determination; spike value is low.



ACCREDITATIONS & LOCATIONS

Pace Analytical National 12065 Lebanon Rd Mount Juliet, TN 37122

Alabama	40660	Nebraska	NE-OS-15-05
Alaska	17-026	Nevada	TN000032021-1
Arizona	AZ0612	New Hampshire	2975
Arkansas	88-0469	New Jersey--NELAP	TN002
California	2932	New Mexico ¹	TN00003
Colorado	TN00003	New York	11742
Connecticut	PH-0197	North Carolina	Env375
Florida	E87487	North Carolina ¹	DW21704
Georgia	NELAP	North Carolina ³	41
Georgia ¹	923	North Dakota	R-140
Idaho	TN00003	Ohio--VAP	CL0069
Illinois	200008	Oklahoma	9915
Indiana	C-TN-01	Oregon	TN200002
Iowa	364	Pennsylvania	68-02979
Kansas	E-10277	Rhode Island	LA000356
Kentucky ^{1,6}	KY90010	South Carolina	84004002
Kentucky ²	16	South Dakota	n/a
Louisiana	AI30792	Tennessee ^{1,4}	2006
Louisiana	LA018	Texas	T104704245-20-18
Maine	TN00003	Texas ⁵	LAB0152
Maryland	324	Utah	TN000032021-11
Massachusetts	M-TN003	Vermont	VT2006
Michigan	9958	Virginia	110033
Minnesota	047-999-395	Washington	C847
Mississippi	TN00003	West Virginia	233
Missouri	340	Wisconsin	998093910
Montana	CERT0086	Wyoming	A2LA
A2LA -- ISO 17025	1461.01	AIHA-LAP,LLC EMLAP	100789
A2LA -- ISO 17025 ⁵	1461.02	DOD	1461.01
Canada	1461.01	USDA	P330-15-00234
EPA--Crypto	TN00003		

¹ Drinking Water ² Underground Storage Tanks ³ Aquatic Toxicity ⁴ Chemical/Microbiological ⁵ Mold ⁶ Wastewater n/a Accreditation not applicable

* Not all certifications held by the laboratory are applicable to the results reported in the attached report.

* Accreditation is only applicable to the test methods specified on each scope of accreditation held by Pace Analytical.



RMD Environmental - Walnut Creek, CA

Sample Delivery Group: L1329287
Samples Received: 03/20/2021
Project Number: 01-LP-001
Description: Lane Partners, 222 E 4th St

Report To: Erin Male
1371 Oakland Blvd.
Suite 200
Walnut Creek, CA 94596

Entire Report Reviewed By:



Jason Romer
Project Manager

Results relate only to the items tested or calibrated and are reported as rounded values. This test report shall not be reproduced, except in full, without written approval of the laboratory. Where applicable, sampling conducted by Pace Analytical National is performed per guidance provided in laboratory standard operating procedures ENV-SOP-MTJL-0067 and ENV-SOP-MTJL-0068. Where sampling conducted by the customer, results relate to the accuracy of the information provided, and as the samples are received.

Pace Analytical National12065 Lebanon Rd Mount Juliet, TN 37122 615-758-5858 800-767-5859 www.pacenational.com

TABLE OF CONTENTS

Cp: Cover Page	1
Tc: Table of Contents	2
Ss: Sample Summary	3
Cn: Case Narrative	4
Ds: Detection Summary	5
Sr: Sample Results	7
SB-08-COMP L1329287-01	7
SB-03-COMP L1329287-02	10
Qc: Quality Control Summary	13
Total Solids by Method 2540 G-2011	13
Mercury by Method 7471A	14
Metals (ICP) by Method 6010B	15
Volatile Organic Compounds (GC) by Method 8015	17
Volatile Organic Compounds (GC/MS) by Method 8260B	18
Semi-Volatile Organic Compounds (GC) by Method 8015	25
Gl: Glossary of Terms	26
Al: Accreditations & Locations	27
Sc: Sample Chain of Custody	28

¹ Cp
² Tc
³ Ss
⁴ Cn
⁵ Ds
⁶ Sr
⁷ Qc
⁸ Gl
⁹ Al
¹⁰ Sc

SAMPLE SUMMARY

SB-08-COMP L1329287-01 Solid

Collected by
Erin Male

Collected date/time
03/18/21 00:00

Received date/time
03/20/21 10:00

Method	Batch	Dilution	Preparation date/time	Analysis date/time	Analyst	Location
Total Solids by Method 2540 G-2011	WG1638845	1	03/23/21 14:53	03/23/21 15:30	KDW	Mt. Juliet, TN
Mercury by Method 7471A	WG1641650	1	03/27/21 16:09	03/28/21 13:21	BMF	Mt. Juliet, TN
Metals (ICP) by Method 6010B	WG1640596	1	03/25/21 17:45	03/25/21 21:22	CCE	Mt. Juliet, TN
Volatile Organic Compounds (GC) by Method 8015	WG1639760	1	03/23/21 08:54	03/24/21 20:44	ACG	Mt. Juliet, TN
Volatile Organic Compounds (GC/MS) by Method 8260B	WG1640318	1	03/23/21 08:54	03/25/21 15:52	ADM	Mt. Juliet, TN
Semi-Volatile Organic Compounds (GC) by Method 8015	WG1639779	1	03/24/21 23:45	03/25/21 23:46	TJD	Mt. Juliet, TN

SB-03-COMP L1329287-02 Solid

Collected by
Erin Male

Collected date/time
03/18/21 00:00

Received date/time
03/20/21 10:00

Method	Batch	Dilution	Preparation date/time	Analysis date/time	Analyst	Location
Total Solids by Method 2540 G-2011	WG1638845	1	03/23/21 14:53	03/23/21 15:30	KDW	Mt. Juliet, TN
Mercury by Method 7471A	WG1641650	1	03/27/21 16:09	03/28/21 13:33	BMF	Mt. Juliet, TN
Metals (ICP) by Method 6010B	WG1640596	1	03/25/21 17:45	03/25/21 21:39	CCE	Mt. Juliet, TN
Volatile Organic Compounds (GC) by Method 8015	WG1639760	1	03/23/21 08:54	03/24/21 21:06	ACG	Mt. Juliet, TN
Volatile Organic Compounds (GC/MS) by Method 8260B	WG1640318	1	03/23/21 08:54	03/25/21 15:33	ADM	Mt. Juliet, TN
Volatile Organic Compounds (GC/MS) by Method 8260B	WG1640688	1	03/23/21 08:54	03/26/21 16:41	TPR	Mt. Juliet, TN
Semi-Volatile Organic Compounds (GC) by Method 8015	WG1639779	1	03/24/21 23:45	03/25/21 22:33	TJD	Mt. Juliet, TN



CASE NARRATIVE

All sample aliquots were received at the correct temperature, in the proper containers, with the appropriate preservatives, and within method specified holding times, unless qualified or notated within the report. Where applicable, all MDL (LOD) and RDL (LOQ) values reported for environmental samples have been corrected for the dilution factor used in the analysis. All Method and Batch Quality Control are within established criteria except where addressed in this case narrative, a non-conformance form or properly qualified within the sample results. By my digital signature below, I affirm to the best of my knowledge, all problems/anomalies observed by the laboratory as having the potential to affect the quality of the data have been identified by the laboratory, and no information or data have been knowingly withheld that would affect the quality of the data.



Jason Romer
Project Manager

¹ Cp

² Tc

³ Ss

⁴ Cn

⁵ Ds

⁶ Sr

⁷ Qc

⁸ Gl

⁹ Al

¹⁰ Sc

DETECTION SUMMARY

Mercury by Method 7471A

Client ID	Lab Sample ID	Analyte	Result (dry) mg/kg	Qualifier	MDL (dry) mg/kg	RDL (dry) mg/kg	Dilution	Analysis date / time	Batch
SB-08-COMP	L1329287-01	Mercury	0.0377	J	0.0226	0.0502	1	03/28/2021 13:21	WG1641650
SB-03-COMP	L1329287-02	Mercury	0.0275	J	0.0215	0.0479	1	03/28/2021 13:33	WG1641650



Metals (ICP) by Method 6010B

Client ID	Lab Sample ID	Analyte	Result (dry) mg/kg	Qualifier	MDL (dry) mg/kg	RDL (dry) mg/kg	Dilution	Analysis date / time	Batch
SB-08-COMP	L1329287-01	Barium	121		0.107	0.627	1	03/25/2021 21:22	WG1640596
SB-08-COMP	L1329287-01	Beryllium	0.471		0.0395	0.251	1	03/25/2021 21:22	WG1640596
SB-08-COMP	L1329287-01	Cadmium	0.152	J	0.0591	0.627	1	03/25/2021 21:22	WG1640596
SB-08-COMP	L1329287-01	Chromium	65.3		0.167	1.25	1	03/25/2021 21:22	WG1640596
SB-08-COMP	L1329287-01	Cobalt	19.2		0.102	1.25	1	03/25/2021 21:22	WG1640596
SB-08-COMP	L1329287-01	Copper	24.3		0.502	2.51	1	03/25/2021 21:22	WG1640596
SB-08-COMP	L1329287-01	Lead	6.78		0.261	0.627	1	03/25/2021 21:22	WG1640596
SB-08-COMP	L1329287-01	Nickel	131	J6	0.166	2.51	1	03/25/2021 21:22	WG1640596
SB-08-COMP	L1329287-01	Vanadium	43.5		0.635	2.51	1	03/25/2021 21:22	WG1640596
SB-08-COMP	L1329287-01	Zinc	41.6		1.04	6.27	1	03/25/2021 21:22	WG1640596
SB-03-COMP	L1329287-02	Arsenic	0.880	J	0.620	2.39	1	03/25/2021 21:39	WG1640596
SB-03-COMP	L1329287-02	Barium	92.6		0.102	0.598	1	03/25/2021 21:39	WG1640596
SB-03-COMP	L1329287-02	Beryllium	0.285		0.0377	0.239	1	03/25/2021 21:39	WG1640596
SB-03-COMP	L1329287-02	Cadmium	0.117	J	0.0564	0.598	1	03/25/2021 21:39	WG1640596
SB-03-COMP	L1329287-02	Chromium	46.1		0.159	1.20	1	03/25/2021 21:39	WG1640596
SB-03-COMP	L1329287-02	Cobalt	15.0		0.0970	1.20	1	03/25/2021 21:39	WG1640596
SB-03-COMP	L1329287-02	Copper	17.4		0.479	2.39	1	03/25/2021 21:39	WG1640596
SB-03-COMP	L1329287-02	Lead	5.10		0.249	0.598	1	03/25/2021 21:39	WG1640596
SB-03-COMP	L1329287-02	Nickel	61.0		0.158	2.39	1	03/25/2021 21:39	WG1640596
SB-03-COMP	L1329287-02	Vanadium	36.2		0.605	2.39	1	03/25/2021 21:39	WG1640596
SB-03-COMP	L1329287-02	Zinc	32.7		0.995	5.98	1	03/25/2021 21:39	WG1640596

Volatile Organic Compounds (GC) by Method 8015

Client ID	Lab Sample ID	Analyte	Result (dry) mg/kg	Qualifier	MDL (dry) mg/kg	RDL (dry) mg/kg	Dilution	Analysis date / time	Batch
SB-08-COMP	L1329287-01	TPHG C5 - C12	0.0473	J	0.0416	0.125	1	03/24/2021 20:44	WG1639760

Volatile Organic Compounds (GC/MS) by Method 8260B

Client ID	Lab Sample ID	Analyte	Result (dry) mg/kg	Qualifier	MDL (dry) mg/kg	RDL (dry) mg/kg	Dilution	Analysis date / time	Batch
SB-08-COMP	L1329287-01	2-Butanone (MEK)	0.152	B	0.0958	0.151	1	03/25/2021 15:52	WG1640318
SB-08-COMP	L1329287-01	1,2,4-Trimethylbenzene	0.00347	B J	0.00238	0.00754	1	03/25/2021 15:52	WG1640318
SB-08-COMP	L1329287-01	Xylenes, Total	0.00173	B J J3	0.00133	0.00980	1	03/25/2021 15:52	WG1640318
SB-03-COMP	L1329287-02	2-Butanone (MEK)	0.164	B	0.0885	0.139	1	03/25/2021 15:33	WG1640318
SB-03-COMP	L1329287-02	1,2,4-Trimethylbenzene	0.00443	B J	0.00220	0.00697	1	03/25/2021 15:33	WG1640318
SB-03-COMP	L1329287-02	Xylenes, Total	0.00223	B J	0.00123	0.00906	1	03/25/2021 15:33	WG1640318

Semi-Volatile Organic Compounds (GC) by Method 8015

Client ID	Lab Sample ID	Analyte	Result (dry) mg/kg	Qualifier	MDL (dry) mg/kg	RDL (dry) mg/kg	Dilution	Analysis date / time	Batch
SB-08-COMP	L1329287-01	C12-C22 Hydrocarbons	4.18	J	0.919	5.02	1	03/25/2021 23:46	WG1639779
SB-08-COMP	L1329287-01	C22-C32 Hydrocarbons	7.06		1.67	5.02	1	03/25/2021 23:46	WG1639779
SB-08-COMP	L1329287-01	C32-C40 Hydrocarbons	4.04	J	1.67	5.02	1	03/25/2021 23:46	WG1639779

DETECTION SUMMARY

Semi-Volatile Organic Compounds (GC) by Method 8015

Client ID	Lab Sample ID	Analyte	Result (dry) mg/kg	Qualifier	MDL (dry) mg/kg	RDL (dry) mg/kg	Dilution	Analysis date / time	Batch
SB-03-COMP	<u>L1329287-02</u>	C12-C22 Hydrocarbons	1.17	<u>J</u>	0.877	4.79	1	03/25/2021 22:33	WG1639779
SB-03-COMP	<u>L1329287-02</u>	C22-C32 Hydrocarbons	2.06	<u>J</u>	1.59	4.79	1	03/25/2021 22:33	WG1639779



Total Solids by Method 2540 G-2011

Analyte	Result	Qualifier	Dilution	Analysis	Batch
	%			date / time	
Total Solids	79.7		1	03/23/2021 15:30	WG1638845

Mercury by Method 7471A

Analyte	Result (dry)	Qualifier	MDL (dry)	RDL (dry)	Dilution	Analysis	Batch
	mg/kg		mg/kg	mg/kg		date / time	
Mercury	0.0377	<u>J</u>	0.0226	0.0502	1	03/28/2021 13:21	WG1641650

Metals (ICP) by Method 6010B

Analyte	Result (dry)	Qualifier	MDL (dry)	RDL (dry)	Dilution	Analysis	Batch
	mg/kg		mg/kg	mg/kg		date / time	
Antimony	U		0.682	2.51	1	03/25/2021 21:22	WG1640596
Arsenic	U		0.650	2.51	1	03/25/2021 21:22	WG1640596
Barium	121		0.107	0.627	1	03/25/2021 21:22	WG1640596
Beryllium	0.471		0.0395	0.251	1	03/25/2021 21:22	WG1640596
Cadmium	0.152	<u>J</u>	0.0591	0.627	1	03/25/2021 21:22	WG1640596
Chromium	65.3		0.167	1.25	1	03/25/2021 21:22	WG1640596
Cobalt	19.2		0.102	1.25	1	03/25/2021 21:22	WG1640596
Copper	24.3		0.502	2.51	1	03/25/2021 21:22	WG1640596
Lead	6.78		0.261	0.627	1	03/25/2021 21:22	WG1640596
Molybdenum	U		0.137	0.627	1	03/25/2021 21:22	WG1640596
Nickel	131	<u>J6</u>	0.166	2.51	1	03/25/2021 21:22	WG1640596
Selenium	U		0.958	2.51	1	03/25/2021 21:22	WG1640596
Silver	U		0.159	1.25	1	03/25/2021 21:22	WG1640596
Thallium	U		0.494	2.51	1	03/25/2021 21:22	WG1640596
Vanadium	43.5		0.635	2.51	1	03/25/2021 21:22	WG1640596
Zinc	41.6		1.04	6.27	1	03/25/2021 21:22	WG1640596

Volatile Organic Compounds (GC) by Method 8015

Analyte	Result (dry)	Qualifier	MDL (dry)	RDL (dry)	Dilution	Analysis	Batch
	mg/kg		mg/kg	mg/kg		date / time	
TPHG C5 - C12	0.0473	<u>J</u>	0.0416	0.125	1	03/24/2021 20:44	WG1639760
(S) a,a,a-Trifluorotoluene(FID)	111			77.0-120		03/24/2021 20:44	WG1639760

Volatile Organic Compounds (GC/MS) by Method 8260B

Analyte	Result (dry)	Qualifier	MDL (dry)	RDL (dry)	Dilution	Analysis	Batch
	mg/kg		mg/kg	mg/kg		date / time	
Acetone	U	<u>J4</u>	0.0551	0.0754	1	03/25/2021 15:52	WG1640318
Acrylonitrile	U		0.00544	0.0189	1	03/25/2021 15:52	WG1640318
Benzene	U	<u>J3</u>	0.000704	0.00151	1	03/25/2021 15:52	WG1640318
Bromobenzene	U		0.00136	0.0189	1	03/25/2021 15:52	WG1640318
Bromodichloromethane	U		0.00109	0.00377	1	03/25/2021 15:52	WG1640318
Bromoform	U		0.00176	0.0377	1	03/25/2021 15:52	WG1640318
Bromomethane	U	<u>J3</u>	0.00297	0.0189	1	03/25/2021 15:52	WG1640318
n-Butylbenzene	U	<u>J3</u>	0.00792	0.0189	1	03/25/2021 15:52	WG1640318
sec-Butylbenzene	U	<u>J3</u>	0.00434	0.0189	1	03/25/2021 15:52	WG1640318
tert-Butylbenzene	U	<u>J3</u>	0.00294	0.00754	1	03/25/2021 15:52	WG1640318
Carbon tetrachloride	U	<u>J3</u>	0.00135	0.00754	1	03/25/2021 15:52	WG1640318
Chlorobenzene	U		0.000317	0.00377	1	03/25/2021 15:52	WG1640318
Chlorodibromomethane	U		0.000923	0.00377	1	03/25/2021 15:52	WG1640318
Chloroethane	U	<u>J3</u>	0.00256	0.00754	1	03/25/2021 15:52	WG1640318
Chloroform	U	<u>J3</u>	0.00155	0.00377	1	03/25/2021 15:52	WG1640318
Chloromethane	U	<u>J3</u>	0.00656	0.0189	1	03/25/2021 15:52	WG1640318
2-Chlorotoluene	U		0.00130	0.00377	1	03/25/2021 15:52	WG1640318
4-Chlorotoluene	U		0.000679	0.00754	1	03/25/2021 15:52	WG1640318

¹ Cp² Tc³ Ss⁴ Cn⁵ Ds⁶ Sr⁷ Qc⁸ Gl⁹ Al¹⁰ Sc

Volatile Organic Compounds (GC/MS) by Method 8260B

Analyte	Result (dry) mg/kg	Qualifier	MDL (dry) mg/kg	RDL (dry) mg/kg	Dilution	Analysis date / time	Batch
1,2-Dibromo-3-Chloropropane	U		0.00588	0.0377	1	03/25/2021 15:52	WG1640318
1,2-Dibromoethane	U		0.000977	0.00377	1	03/25/2021 15:52	WG1640318
Dibromomethane	U		0.00113	0.00754	1	03/25/2021 15:52	WG1640318
1,2-Dichlorobenzene	U		0.000641	0.00754	1	03/25/2021 15:52	WG1640318
1,3-Dichlorobenzene	U		0.000905	0.00754	1	03/25/2021 15:52	WG1640318
1,4-Dichlorobenzene	U		0.00106	0.00754	1	03/25/2021 15:52	WG1640318
Dichlorodifluoromethane	U	J3	0.00243	0.00377	1	03/25/2021 15:52	WG1640318
1,1-Dichloroethane	U	J3	0.000741	0.00377	1	03/25/2021 15:52	WG1640318
1,2-Dichloroethane	U		0.000979	0.00377	1	03/25/2021 15:52	WG1640318
1,1-Dichloroethene	U	J3	0.000914	0.00377	1	03/25/2021 15:52	WG1640318
cis-1,2-Dichloroethene	U	J3	0.00111	0.00377	1	03/25/2021 15:52	WG1640318
trans-1,2-Dichloroethene	U	J3	0.00157	0.00754	1	03/25/2021 15:52	WG1640318
1,2-Dichloropropane	U	J3	0.00214	0.00754	1	03/25/2021 15:52	WG1640318
1,1-Dichloropropene	U	J3	0.00122	0.00377	1	03/25/2021 15:52	WG1640318
1,3-Dichloropropane	U		0.000756	0.00754	1	03/25/2021 15:52	WG1640318
cis-1,3-Dichloropropene	U		0.00114	0.00377	1	03/25/2021 15:52	WG1640318
trans-1,3-Dichloropropene	U		0.00172	0.00754	1	03/25/2021 15:52	WG1640318
2,2-Dichloropropane	U	J3	0.00208	0.00377	1	03/25/2021 15:52	WG1640318
Di-isopropyl ether	U		0.000618	0.00151	1	03/25/2021 15:52	WG1640318
Ethylbenzene	U	J3	0.00111	0.00377	1	03/25/2021 15:52	WG1640318
Hexachloro-1,3-butadiene	U	J3	0.00905	0.0377	1	03/25/2021 15:52	WG1640318
Isopropylbenzene	U	J3	0.000641	0.00377	1	03/25/2021 15:52	WG1640318
p-Isopropyltoluene	U	J3	0.00385	0.00754	1	03/25/2021 15:52	WG1640318
2-Butanone (MEK)	0.152	B	0.0958	0.151	1	03/25/2021 15:52	WG1640318
Methylene Chloride	U		0.0100	0.0377	1	03/25/2021 15:52	WG1640318
4-Methyl-2-pentanone (MIBK)	U		0.00344	0.0377	1	03/25/2021 15:52	WG1640318
Methyl tert-butyl ether	U		0.000528	0.00151	1	03/25/2021 15:52	WG1640318
Naphthalene	U		0.00736	0.0189	1	03/25/2021 15:52	WG1640318
n-Propylbenzene	U	J3	0.00143	0.00754	1	03/25/2021 15:52	WG1640318
Styrene	U		0.000345	0.0189	1	03/25/2021 15:52	WG1640318
1,1,1,2-Tetrachloroethane	U		0.00143	0.00377	1	03/25/2021 15:52	WG1640318
1,1,2,2-Tetrachloroethane	U		0.00105	0.00377	1	03/25/2021 15:52	WG1640318
1,1,2-Trichlorotrifluoroethane	U	J3	0.00114	0.00377	1	03/25/2021 15:52	WG1640318
Tetrachloroethene	U	J3	0.00135	0.00377	1	03/25/2021 15:52	WG1640318
Toluene	U	J3	0.00196	0.00754	1	03/25/2021 15:52	WG1640318
1,2,3-Trichlorobenzene	U		0.0111	0.0189	1	03/25/2021 15:52	WG1640318
1,2,4-Trichlorobenzene	U		0.00664	0.0189	1	03/25/2021 15:52	WG1640318
1,1,1-Trichloroethane	U	J3	0.00139	0.00377	1	03/25/2021 15:52	WG1640318
1,1,2-Trichloroethane	U		0.000900	0.00377	1	03/25/2021 15:52	WG1640318
Trichloroethene	U	J3	0.000881	0.00151	1	03/25/2021 15:52	WG1640318
Trichlorofluoromethane	U	J3	0.00125	0.00377	1	03/25/2021 15:52	WG1640318
1,2,3-Trichloropropane	U		0.00244	0.0189	1	03/25/2021 15:52	WG1640318
1,2,4-Trimethylbenzene	0.00347	B J	0.00238	0.00754	1	03/25/2021 15:52	WG1640318
1,2,3-Trimethylbenzene	U		0.00238	0.00754	1	03/25/2021 15:52	WG1640318
1,3,5-Trimethylbenzene	U	J3	0.00302	0.00754	1	03/25/2021 15:52	WG1640318
Vinyl chloride	U	J3	0.00175	0.00377	1	03/25/2021 15:52	WG1640318
Xylenes, Total	0.00173	B J J3	0.00133	0.00980	1	03/25/2021 15:52	WG1640318
(S) Toluene-d8	113			75.0-131		03/25/2021 15:52	WG1640318
(S) 4-Bromofluorobenzene	89.8			67.0-138		03/25/2021 15:52	WG1640318
(S) 1,2-Dichloroethane-d4	91.6			70.0-130		03/25/2021 15:52	WG1640318

1 Cp

2 Tc

3 Ss

4 Cn

5 Ds

6 Sr

7 Qc

8 Gl

9 Al

10 Sc

Semi-Volatile Organic Compounds (GC) by Method 8015

Analyte	Result (dry) mg/kg	Qualifier	MDL (dry) mg/kg	RDL (dry) mg/kg	Dilution	Analysis date / time	Batch
C12-C22 Hydrocarbons	4.18	U	0.919	5.02	1	03/25/2021 23:46	WG1639779
C22-C32 Hydrocarbons	7.06		1.67	5.02	1	03/25/2021 23:46	WG1639779
C32-C40 Hydrocarbons	4.04	U	1.67	5.02	1	03/25/2021 23:46	WG1639779
(S) o-Terphenyl	108			18.0-148		03/25/2021 23:46	WG1639779

¹Cp

²Tc

³Ss

⁴Cn

⁵Ds

⁶Sr

⁷Qc

⁸Gl

⁹Al

¹⁰Sc

Total Solids by Method 2540 G-2011

Analyte	Result	Qualifier	Dilution	Analysis	Batch
	%			date / time	
Total Solids	83.6		1	03/23/2021 15:30	WG1638845

Mercury by Method 7471A

Analyte	Result (dry)	Qualifier	MDL (dry)	RDL (dry)	Dilution	Analysis	Batch
	mg/kg		mg/kg	mg/kg		date / time	
Mercury	0.0275	<u>J</u>	0.0215	0.0479	1	03/28/2021 13:33	WG1641650

Metals (ICP) by Method 6010B

Analyte	Result (dry)	Qualifier	MDL (dry)	RDL (dry)	Dilution	Analysis	Batch
	mg/kg		mg/kg	mg/kg		date / time	
Antimony	U		0.651	2.39	1	03/25/2021 21:39	WG1640596
Arsenic	0.880	<u>J</u>	0.620	2.39	1	03/25/2021 21:39	WG1640596
Barium	92.6		0.102	0.598	1	03/25/2021 21:39	WG1640596
Beryllium	0.285		0.0377	0.239	1	03/25/2021 21:39	WG1640596
Cadmium	0.117	<u>J</u>	0.0564	0.598	1	03/25/2021 21:39	WG1640596
Chromium	46.1		0.159	1.20	1	03/25/2021 21:39	WG1640596
Cobalt	15.0		0.0970	1.20	1	03/25/2021 21:39	WG1640596
Copper	17.4		0.479	2.39	1	03/25/2021 21:39	WG1640596
Lead	5.10		0.249	0.598	1	03/25/2021 21:39	WG1640596
Molybdenum	U		0.130	0.598	1	03/25/2021 21:39	WG1640596
Nickel	61.0		0.158	2.39	1	03/25/2021 21:39	WG1640596
Selenium	U		0.914	2.39	1	03/25/2021 21:39	WG1640596
Silver	U		0.152	1.20	1	03/25/2021 21:39	WG1640596
Thallium	U		0.471	2.39	1	03/25/2021 21:39	WG1640596
Vanadium	36.2		0.605	2.39	1	03/25/2021 21:39	WG1640596
Zinc	32.7		0.995	5.98	1	03/25/2021 21:39	WG1640596

Volatile Organic Compounds (GC) by Method 8015

Analyte	Result (dry)	Qualifier	MDL (dry)	RDL (dry)	Dilution	Analysis	Batch
	mg/kg		mg/kg	mg/kg		date / time	
TPHG C5 - C12	U		0.0397	0.120	1	03/24/2021 21:06	WG1639760
(S) a,a,a-Trifluorotoluene(FID)	112			77.0-120		03/24/2021 21:06	WG1639760

Volatile Organic Compounds (GC/MS) by Method 8260B

Analyte	Result (dry)	Qualifier	MDL (dry)	RDL (dry)	Dilution	Analysis	Batch
	mg/kg		mg/kg	mg/kg		date / time	
Acetone	U	<u>J4</u>	0.0509	0.0697	1	03/25/2021 15:33	WG1640318
Acrylonitrile	U		0.00503	0.0174	1	03/25/2021 15:33	WG1640318
Benzene	U		0.000651	0.00139	1	03/25/2021 15:33	WG1640318
Bromobenzene	U		0.00125	0.0174	1	03/25/2021 15:33	WG1640318
Bromodichloromethane	U		0.00101	0.00348	1	03/25/2021 15:33	WG1640318
Bromoform	U		0.00163	0.0348	1	03/25/2021 15:33	WG1640318
Bromomethane	U		0.00275	0.0174	1	03/25/2021 15:33	WG1640318
n-Butylbenzene	U		0.00732	0.0174	1	03/25/2021 15:33	WG1640318
sec-Butylbenzene	U		0.00401	0.0174	1	03/25/2021 15:33	WG1640318
tert-Butylbenzene	U		0.00272	0.00697	1	03/25/2021 15:33	WG1640318
Carbon tetrachloride	U		0.00125	0.00697	1	03/25/2021 15:33	WG1640318
Chlorobenzene	U		0.000293	0.00348	1	03/25/2021 15:33	WG1640318
Chlorodibromomethane	U		0.000853	0.00348	1	03/25/2021 15:33	WG1640318
Chloroethane	U		0.00237	0.00697	1	03/25/2021 15:33	WG1640318
Chloroform	U		0.00144	0.00348	1	03/25/2021 15:33	WG1640318
Chloromethane	U		0.00606	0.0174	1	03/25/2021 15:33	WG1640318
2-Chlorotoluene	U		0.00121	0.00348	1	03/25/2021 15:33	WG1640318
4-Chlorotoluene	U		0.000627	0.00697	1	03/25/2021 15:33	WG1640318



Volatile Organic Compounds (GC/MS) by Method 8260B

Analyte	Result (dry) mg/kg	Qualifier	MDL (dry) mg/kg	RDL (dry) mg/kg	Dilution	Analysis date / time	Batch
1,2-Dibromo-3-Chloropropane	U		0.00544	0.0348	1	03/25/2021 15:33	WG1640318
1,2-Dibromoethane	U		0.000903	0.00348	1	03/25/2021 15:33	WG1640318
Dibromomethane	U		0.00105	0.00697	1	03/25/2021 15:33	WG1640318
1,2-Dichlorobenzene	U		0.000592	0.00697	1	03/25/2021 15:33	WG1640318
1,3-Dichlorobenzene	U		0.000836	0.00697	1	03/25/2021 15:33	WG1640318
1,4-Dichlorobenzene	U		0.000976	0.00697	1	03/25/2021 15:33	WG1640318
Dichlorodifluoromethane	U		0.00224	0.00348	1	03/25/2021 15:33	WG1640318
1,1-Dichloroethane	U		0.000684	0.00348	1	03/25/2021 15:33	WG1640318
1,2-Dichloroethane	U		0.000904	0.00348	1	03/25/2021 15:33	WG1640318
1,1-Dichloroethene	U		0.000845	0.00348	1	03/25/2021 15:33	WG1640318
cis-1,2-Dichloroethene	U		0.00102	0.00348	1	03/25/2021 15:33	WG1640318
trans-1,2-Dichloroethene	U		0.00145	0.00697	1	03/25/2021 15:33	WG1640318
1,2-Dichloropropane	U		0.00198	0.00697	1	03/25/2021 15:33	WG1640318
1,1-Dichloropropene	U		0.00113	0.00348	1	03/25/2021 15:33	WG1640318
1,3-Dichloropropane	U		0.000698	0.00697	1	03/25/2021 15:33	WG1640318
cis-1,3-Dichloropropene	U		0.00106	0.00348	1	03/25/2021 15:33	WG1640318
trans-1,3-Dichloropropene	U		0.00159	0.00697	1	03/25/2021 15:33	WG1640318
2,2-Dichloropropane	U		0.00192	0.00348	1	03/25/2021 15:33	WG1640318
Di-isopropyl ether	U		0.000571	0.00139	1	03/25/2021 15:33	WG1640318
Ethylbenzene	U		0.00103	0.00348	1	03/25/2021 15:33	WG1640318
Hexachloro-1,3-butadiene	U		0.00836	0.0348	1	03/25/2021 15:33	WG1640318
Isopropylbenzene	U		0.000592	0.00348	1	03/25/2021 15:33	WG1640318
p-Isopropyltoluene	U		0.00355	0.00697	1	03/25/2021 15:33	WG1640318
2-Butanone (MEK)	0.164	B	0.0885	0.139	1	03/25/2021 15:33	WG1640318
Methylene Chloride	U		0.00925	0.0348	1	03/25/2021 15:33	WG1640318
4-Methyl-2-pentanone (MIBK)	U		0.00318	0.0348	1	03/26/2021 16:41	WG1640688
Methyl tert-butyl ether	U		0.000488	0.00139	1	03/25/2021 15:33	WG1640318
Naphthalene	U		0.00680	0.0174	1	03/25/2021 15:33	WG1640318
n-Propylbenzene	U		0.00132	0.00697	1	03/25/2021 15:33	WG1640318
Styrene	U		0.000319	0.0174	1	03/25/2021 15:33	WG1640318
1,1,1,2-Tetrachloroethane	U		0.00132	0.00348	1	03/25/2021 15:33	WG1640318
1,1,2,2-Tetrachloroethane	U		0.000969	0.00348	1	03/25/2021 15:33	WG1640318
1,1,2-Trichlorotrifluoroethane	U		0.00105	0.00348	1	03/25/2021 15:33	WG1640318
Tetrachloroethene	U		0.00125	0.00348	1	03/25/2021 15:33	WG1640318
Toluene	U		0.00181	0.00697	1	03/25/2021 15:33	WG1640318
1,2,3-Trichlorobenzene	U		0.0102	0.0174	1	03/25/2021 15:33	WG1640318
1,2,4-Trichlorobenzene	U		0.00613	0.0174	1	03/25/2021 15:33	WG1640318
1,1,1-Trichloroethane	U		0.00129	0.00348	1	03/25/2021 15:33	WG1640318
1,1,2-Trichloroethane	U		0.000832	0.00348	1	03/25/2021 15:33	WG1640318
Trichloroethene	U		0.000814	0.00139	1	03/25/2021 15:33	WG1640318
Trichlorofluoromethane	U		0.00115	0.00348	1	03/25/2021 15:33	WG1640318
1,2,3-Trichloropropane	U		0.00226	0.0174	1	03/25/2021 15:33	WG1640318
1,2,4-Trimethylbenzene	0.00443	B J	0.00220	0.00697	1	03/25/2021 15:33	WG1640318
1,2,3-Trimethylbenzene	U		0.00220	0.00697	1	03/25/2021 15:33	WG1640318
1,3,5-Trimethylbenzene	U		0.00279	0.00697	1	03/25/2021 15:33	WG1640318
Vinyl chloride	U		0.00162	0.00348	1	03/25/2021 15:33	WG1640318
Xylenes, Total	0.00223	B J	0.00123	0.00906	1	03/25/2021 15:33	WG1640318
(S) Toluene-d8	108			75.0-131		03/25/2021 15:33	WG1640318
(S) Toluene-d8	106			75.0-131		03/26/2021 16:41	WG1640688
(S) 4-Bromofluorobenzene	88.4			67.0-138		03/25/2021 15:33	WG1640318
(S) 4-Bromofluorobenzene	101			67.0-138		03/26/2021 16:41	WG1640688
(S) 1,2-Dichloroethane-d4	89.6			70.0-130		03/25/2021 15:33	WG1640318
(S) 1,2-Dichloroethane-d4	95.1			70.0-130		03/26/2021 16:41	WG1640688



Semi-Volatile Organic Compounds (GC) by Method 8015

Analyte	Result (dry) mg/kg	Qualifier	MDL (dry) mg/kg	RDL (dry) mg/kg	Dilution	Analysis date / time	Batch
C12-C22 Hydrocarbons	1.17	U	0.877	4.79	1	03/25/2021 22:33	WG1639779
C22-C32 Hydrocarbons	2.06	U	1.59	4.79	1	03/25/2021 22:33	WG1639779
C32-C40 Hydrocarbons	U		1.59	4.79	1	03/25/2021 22:33	WG1639779
(S) o-Terphenyl	105			18.0-148		03/25/2021 22:33	WG1639779

1

Cp

2

Tc

3

Ss

4

Cn

5

Ds

6

Sr

7

Qc

8

Gl

9

Al

10

Sc

Method Blank (MB)

(MB) R3634209-1 03/23/21 15:30

Analyte	MB Result	<u>MB Qualifier</u>	MB MDL	MB RDL
Total Solids	0.00200			

¹Cp

²Tc

³Ss

⁴Cn

⁵Ds

⁶Sr

⁷Qc

⁸Gl

⁹Al

¹⁰Sc

L1329283-05 Original Sample (OS) • Duplicate (DUP)

(OS) L1329283-05 03/23/21 15:30 • (DUP) R3634209-3 03/23/21 15:30

Analyte	Original Result	DUP Result	Dilution	DUP RPD	<u>DUP Qualifier</u>	DUP RPD Limits
Total Solids	82.1	81.4	1	0.810		10

Laboratory Control Sample (LCS)

(LCS) R3634209-2 03/23/21 15:30

Analyte	Spike Amount	LCS Result	LCS Rec.	Rec. Limits	<u>LCS Qualifier</u>
Total Solids	50.0	50.0	100	85.0-115	

Method Blank (MB)

(MB) R3635602-1 03/28/21 13:17

	MB Result	MB Qualifier	MB MDL	MB RDL
Analyte	mg/kg		mg/kg	mg/kg
Mercury	U		0.0180	0.0400

Laboratory Control Sample (LCS)

(LCS) R3635602-2 03/28/21 13:19

	Spike Amount	LCS Result	LCS Rec.	Rec. Limits	LCS Qualifier
Analyte	mg/kg	mg/kg	%	%	
Mercury	0.500	0.469	93.9	80.0-120	

L1329287-01 Original Sample (OS) • Matrix Spike (MS) • Matrix Spike Duplicate (MSD)

(OS) L1329287-01 03/28/21 13:21 • (MS) R3635602-3 03/28/21 13:23 • (MSD) R3635602-4 03/28/21 13:25

	Spike Amount (dry)	Original Result (dry)	MS Result (dry)	MSD Result (dry)	MS Rec.	MSD Rec.	Dilution	Rec. Limits	MS Qualifier	MSD Qualifier	RPD	RPD Limits
Analyte	mg/kg	mg/kg	mg/kg	mg/kg	%	%		%			%	%
Mercury	0.627	0.0377	0.713	0.702	108	106	1	75.0-125			1.54	20

L1330967-01 Original Sample (OS) • Matrix Spike (MS) • Matrix Spike Duplicate (MSD)

(OS) L1330967-01 03/28/21 13:27 • (MS) R3635602-5 03/28/21 13:29 • (MSD) R3635602-6 03/28/21 13:31

	Spike Amount (dry)	Original Result (dry)	MS Result (dry)	MSD Result (dry)	MS Rec.	MSD Rec.	Dilution	Rec. Limits	MS Qualifier	MSD Qualifier	RPD	RPD Limits
Analyte	mg/kg	mg/kg	mg/kg	mg/kg	%	%		%			%	%
Mercury	0.617	U	0.532	0.565	86.3	91.6	1	75.0-125			5.94	20

1Cp

2Tc

3Ss

4Cn

5Ds

6Sr

7Qc

8Gl

9Al

10Sc

Method Blank (MB)

(MB) R3635017-1 03/25/21 21:17

Analyte	MB Result mg/kg	MB Qualifier	MB MDL mg/kg	MB RDL mg/kg
Antimony	U		0.544	2.00
Arsenic	U		0.518	2.00
Barium	U		0.0852	0.500
Beryllium	U		0.0315	0.200
Cadmium	U		0.0471	0.500
Chromium	U		0.133	1.00
Cobalt	U		0.0811	1.00
Copper	U		0.400	2.00
Lead	U		0.208	0.500
Molybdenum	U		0.109	0.500
Nickel	U		0.132	2.00
Selenium	U		0.764	2.00
Silver	U		0.127	1.00
Thallium	U		0.394	2.00
Vanadium	U		0.506	2.00
Zinc	U		0.832	5.00

¹Cp

²Tc

³Ss

⁴Cn

⁵Ds

⁶Sr

⁷Qc

⁸Gl

⁹Al

¹⁰Sc

Laboratory Control Sample (LCS)

(LCS) R3635017-2 03/25/21 21:19

Analyte	Spike Amount mg/kg	LCS Result mg/kg	LCS Rec. %	Rec. Limits %	LCS Qualifier
Antimony	100	95.4	95.4	80.0-120	
Arsenic	100	95.9	95.9	80.0-120	
Barium	100	102	102	80.0-120	
Beryllium	100	99.6	99.6	80.0-120	
Cadmium	100	96.4	96.4	80.0-120	
Chromium	100	97.8	97.8	80.0-120	
Cobalt	100	101	101	80.0-120	
Copper	100	96.1	96.1	80.0-120	
Lead	100	98.8	98.8	80.0-120	
Molybdenum	100	103	103	80.0-120	
Nickel	100	101	101	80.0-120	
Selenium	100	95.9	95.9	80.0-120	
Silver	20.0	18.9	94.5	80.0-120	
Thallium	100	98.0	98.0	80.0-120	
Vanadium	100	99.6	99.6	80.0-120	
Zinc	100	98.4	98.4	80.0-120	

L1329287-01 Original Sample (OS) • Matrix Spike (MS) • Matrix Spike Duplicate (MSD)

(OS) L1329287-01 03/25/21 21:22 • (MS) R3635017-5 03/25/21 21:30 • (MSD) R3635017-6 03/25/21 21:33

	Spike Amount (dry)	Original Result (dry)	MS Result (dry)	MSD Result (dry)	MS Rec.	MSD Rec.	Dilution	Rec. Limits	MS Qualifier	MSD Qualifier	RPD	RPD Limits
Analyte	mg/kg	mg/kg	mg/kg	mg/kg	%	%		%			%	%
Antimony	125	U	103	94.8	81.9	75.6	1	75.0-125			8.01	20
Arsenic	125	U	110	106	87.7	84.2	1	75.0-125			4.03	20
Barium	125	121	220	223	78.9	81.3	1	75.0-125			1.38	20
Beryllium	125	0.471	120	115	95.3	91.1	1	75.0-125			4.42	20
Cadmium	125	0.152	117	111	92.9	88.7	1	75.0-125			4.61	20
Chromium	125	65.3	171	175	84.0	87.6	1	75.0-125			2.65	20
Cobalt	125	19.2	140	139	96.6	95.8	1	75.0-125			0.725	20
Copper	125	24.3	137	132	89.6	86.0	1	75.0-125			3.35	20
Lead	125	6.78	128	124	96.4	93.3	1	75.0-125			3.06	20
Molybdenum	125	U	117	111	93.2	88.6	1	75.0-125			5.00	20
Nickel	125	131	221	247	72.1	92.3	1	75.0-125	J6		10.8	20
Selenium	125	U	103	101	82.4	80.2	1	75.0-125			2.77	20
Silver	25.1	U	23.1	21.9	92.2	87.2	1	75.0-125			5.60	20
Thallium	125	U	118	112	94.3	89.3	1	75.0-125			5.53	20
Vanadium	125	43.5	150	154	85.3	88.2	1	75.0-125			2.38	20
Zinc	125	41.6	150	149	86.4	85.8	1	75.0-125			0.482	20

1Cp

2Tc

3Ss

4Cn

5Ds

6Sr

7Qc

8Gl

9Al

10Sc

Method Blank (MB)

(MB) R3634648-3 03/24/21 19:03

	MB Result	MB Qualifier	MB MDL	MB RDL
Analyte	mg/kg		mg/kg	mg/kg
TPHG C5 - C12	U		0.0332	0.100
(S) a,a,a-Trifluorotoluene(FID)	116			77.0-120

Laboratory Control Sample (LCS)

(LCS) R3634648-2 03/24/21 17:56

	Spike Amount	LCS Result	LCS Rec.	Rec. Limits	LCS Qualifier
Analyte	mg/kg	mg/kg	%	%	
TPHG C5 - C12	5.50	6.27	114	72.0-125	
(S) a,a,a-Trifluorotoluene(FID)			111	77.0-120	

L1329287-01 Original Sample (OS) • Matrix Spike (MS) • Matrix Spike Duplicate (MSD)

(OS) L1329287-01 03/24/21 20:44 • (MS) R3634648-4 03/24/21 22:34 • (MSD) R3634648-5 03/24/21 22:56

	Spike Amount (dry)	Original Result (dry)	MS Result (dry)	MSD Result (dry)	MS Rec.	MSD Rec.	Dilution	Rec. Limits	MS Qualifier	MSD Qualifier	RPD	RPD Limits
Analyte	mg/kg	mg/kg	mg/kg	mg/kg	%	%		%			%	%
TPHG C5 - C12	6.76	0.0473	2.90	3.11	42.2	45.3	1	10.0-141			7.10	29
(S) a,a,a-Trifluorotoluene(FID)					98.6	98.8		77.0-120				

L1329289-01 Original Sample (OS) • Matrix Spike (MS) • Matrix Spike Duplicate (MSD)

(OS) L1329289-01 03/24/21 22:12 • (MS) R3634648-6 03/24/21 23:18 • (MSD) R3634648-7 03/24/21 23:40

	Spike Amount (dry)	Original Result (dry)	MS Result (dry)	MSD Result (dry)	MS Rec.	MSD Rec.	Dilution	Rec. Limits	MS Qualifier	MSD Qualifier	RPD	RPD Limits
Analyte	mg/kg	mg/kg	mg/kg	mg/kg	%	%		%			%	%
TPHG C5 - C12	6.15	U	4.27	3.88	69.5	62.5	1	10.0-141			9.68	29
(S) a,a,a-Trifluorotoluene(FID)					101	97.6		77.0-120				

Cp

Tc

Ss

Cn

Ds

Sr

Qc

Gl

Al

Sc

Method Blank (MB)

(MB) R3634702-3 03/25/21 07:41

Analyte	MB Result mg/kg	MB Qualifier	MB MDL mg/kg	MB RDL mg/kg
Acetone	U		0.0365	0.0500
Acrylonitrile	U		0.00361	0.0125
Benzene	U		0.000467	0.00100
Bromobenzene	U		0.000900	0.0125
Bromodichloromethane	U		0.000725	0.00250
Bromoform	U		0.00117	0.0250
Bromomethane	U		0.00197	0.0125
n-Butylbenzene	U		0.00525	0.0125
sec-Butylbenzene	U		0.00288	0.0125
tert-Butylbenzene	U		0.00195	0.00500
Carbon tetrachloride	U		0.000898	0.00500
Chlorobenzene	U		0.000210	0.00250
Chlorodibromomethane	U		0.000612	0.00250
Chloroethane	U		0.00170	0.00500
Chloroform	U		0.00103	0.00250
Chloromethane	U		0.00435	0.0125
2-Chlorotoluene	U		0.000865	0.00250
4-Chlorotoluene	U		0.000450	0.00500
1,2-Dibromo-3-Chloropropane	U		0.00390	0.0250
1,2-Dibromoethane	U		0.000648	0.00250
Dibromomethane	U		0.000750	0.00500
1,2-Dichlorobenzene	U		0.000425	0.00500
1,3-Dichlorobenzene	U		0.000600	0.00500
1,4-Dichlorobenzene	U		0.000700	0.00500
Dichlorodifluoromethane	U		0.00161	0.00250
1,1-Dichloroethane	U		0.000491	0.00250
1,2-Dichloroethane	U		0.000649	0.00250
1,1-Dichloroethene	U		0.000606	0.00250
cis-1,2-Dichloroethene	U		0.000734	0.00250
trans-1,2-Dichloroethene	U		0.00104	0.00500
1,2-Dichloropropane	U		0.00142	0.00500
1,1-Dichloropropene	U		0.000809	0.00250
1,3-Dichloropropane	U		0.000501	0.00500
cis-1,3-Dichloropropene	U		0.000757	0.00250
trans-1,3-Dichloropropene	U		0.00114	0.00500
2,2-Dichloropropane	U		0.00138	0.00250
Di-isopropyl ether	U		0.000410	0.00100
Ethylbenzene	U		0.000737	0.00250
Hexachloro-1,3-butadiene	U		0.00600	0.0250
Isopropylbenzene	U		0.000425	0.00250

1Cp

2Tc

3Ss

4Cn

5Ds

6Sr

7Qc

8Gl

9Al

10Sc

Method Blank (MB)

(MB) R3634702-3 03/25/21 07:41

Analyte	MB Result mg/kg	MB Qualifier	MB MDL mg/kg	MB RDL mg/kg
p-Isopropyltoluene	U		0.00255	0.00500
2-Butanone (MEK)	0.112		0.0635	0.100
Methylene Chloride	U		0.00664	0.0250
4-Methyl-2-pentanone (MIBK)	U		0.00228	0.0250
Methyl tert-butyl ether	U		0.000350	0.00100
Naphthalene	U		0.00488	0.0125
n-Propylbenzene	U		0.000950	0.00500
Styrene	U		0.000229	0.0125
1,1,1,2-Tetrachloroethane	U		0.000948	0.00250
1,1,2,2-Tetrachloroethane	U		0.000695	0.00250
Tetrachloroethene	U		0.000896	0.00250
Toluene	U		0.00130	0.00500
1,1,2-Trichlorotrifluoroethane	U		0.000754	0.00250
1,2,3-Trichlorobenzene	U		0.00733	0.0125
1,2,4-Trichlorobenzene	U		0.00440	0.0125
1,1,1-Trichloroethane	U		0.000923	0.00250
1,1,2-Trichloroethane	U		0.000597	0.00250
Trichloroethene	U		0.000584	0.00100
Trichlorofluoromethane	U		0.000827	0.00250
1,2,3-Trichloropropane	U		0.00162	0.0125
1,2,3-Trimethylbenzene	U		0.00158	0.00500
1,2,4-Trimethylbenzene	0.00408	U	0.00158	0.00500
1,3,5-Trimethylbenzene	U		0.00200	0.00500
Vinyl chloride	U		0.00116	0.00250
Xylenes, Total	0.00278	U	0.000880	0.00650
(S) Toluene-d8	111			75.0-131
(S) 4-Bromofluorobenzene	86.4			67.0-138
(S) 1,2-Dichloroethane-d4	96.9			70.0-130

¹Cp

²Tc

³Ss

⁴Cn

⁵Ds

⁶Sr

⁷Qc

⁸Gl

⁹Al

¹⁰Sc

Laboratory Control Sample (LCS) • Laboratory Control Sample Duplicate (LCSD)

(LCS) R3634702-1 03/25/21 06:25 • (LCSD) R3634702-2 03/25/21 06:44

Analyte	Spike Amount mg/kg	LCS Result mg/kg	LCSD Result mg/kg	LCS Rec. %	LCSD Rec. %	Rec. Limits %	LCS Qualifier	LCSD Qualifier	RPD %	RPD Limits %
Acetone	0.625	1.44	1.43	230	229	10.0-160	J4	J4	0.697	31
Acrylonitrile	0.625	0.878	0.869	140	139	45.0-153			1.03	22
Benzene	0.125	0.111	0.110	88.8	88.0	70.0-123			0.905	20
Bromobenzene	0.125	0.119	0.122	95.2	97.6	73.0-121			2.49	20
Bromodichloromethane	0.125	0.119	0.120	95.2	96.0	73.0-121			0.837	20

Laboratory Control Sample (LCS) • Laboratory Control Sample Duplicate (LCSD)

(LCS) R3634702-1 03/25/21 06:25 • (LCSD) R3634702-2 03/25/21 06:44

Analyte	Spike Amount mg/kg	LCS Result mg/kg	LCSD Result mg/kg	LCS Rec. %	LCSD Rec. %	Rec. Limits %	LCS Qualifier	LCSD Qualifier	RPD %	RPD Limits %
Bromoform	0.125	0.132	0.130	106	104	64.0-132			1.53	20
Bromomethane	0.125	0.125	0.127	100	102	56.0-147			1.59	20
n-Butylbenzene	0.125	0.102	0.107	81.6	85.6	68.0-135			4.78	20
sec-Butylbenzene	0.125	0.122	0.118	97.6	94.4	74.0-130			3.33	20
tert-Butylbenzene	0.125	0.116	0.112	92.8	89.6	75.0-127			3.51	20
Carbon tetrachloride	0.125	0.112	0.121	89.6	96.8	66.0-128			7.73	20
Chlorobenzene	0.125	0.116	0.119	92.8	95.2	76.0-128			2.55	20
Chlorodibromomethane	0.125	0.120	0.120	96.0	96.0	74.0-127			0.000	20
Chloroethane	0.125	0.127	0.129	102	103	61.0-134			1.56	20
Chloroform	0.125	0.110	0.116	88.0	92.8	72.0-123			5.31	20
Chloromethane	0.125	0.123	0.119	98.4	95.2	51.0-138			3.31	20
2-Chlorotoluene	0.125	0.120	0.121	96.0	96.8	75.0-124			0.830	20
4-Chlorotoluene	0.125	0.125	0.117	100	93.6	75.0-124			6.61	20
1,2-Dibromo-3-Chloropropane	0.125	0.127	0.131	102	105	59.0-130			3.10	20
1,2-Dibromoethane	0.125	0.117	0.121	93.6	96.8	74.0-128			3.36	20
Dibromomethane	0.125	0.116	0.114	92.8	91.2	75.0-122			1.74	20
1,2-Dichlorobenzene	0.125	0.120	0.118	96.0	94.4	76.0-124			1.68	20
1,3-Dichlorobenzene	0.125	0.124	0.121	99.2	96.8	76.0-125			2.45	20
1,4-Dichlorobenzene	0.125	0.114	0.115	91.2	92.0	77.0-121			0.873	20
Dichlorodifluoromethane	0.125	0.132	0.135	106	108	43.0-156			2.25	20
1,1-Dichloroethane	0.125	0.112	0.114	89.6	91.2	70.0-127			1.77	20
1,2-Dichloroethane	0.125	0.111	0.117	88.8	93.6	65.0-131			5.26	20
1,1-Dichloroethene	0.125	0.120	0.123	96.0	98.4	65.0-131			2.47	20
cis-1,2-Dichloroethene	0.125	0.103	0.109	82.4	87.2	73.0-125			5.66	20
trans-1,2-Dichloroethene	0.125	0.104	0.109	83.2	87.2	71.0-125			4.69	20
1,2-Dichloropropane	0.125	0.122	0.122	97.6	97.6	74.0-125			0.000	20
1,1-Dichloropropene	0.125	0.119	0.122	95.2	97.6	73.0-125			2.49	20
1,3-Dichloropropane	0.125	0.118	0.122	94.4	97.6	80.0-125			3.33	20
cis-1,3-Dichloropropene	0.125	0.112	0.108	89.6	86.4	76.0-127			3.64	20
trans-1,3-Dichloropropene	0.125	0.123	0.118	98.4	94.4	73.0-127			4.15	20
2,2-Dichloropropane	0.125	0.106	0.109	84.8	87.2	59.0-135			2.79	20
Di-isopropyl ether	0.125	0.111	0.114	88.8	91.2	60.0-136			2.67	20
Ethylbenzene	0.125	0.118	0.121	94.4	96.8	74.0-126			2.51	20
Hexachloro-1,3-butadiene	0.125	0.0936	0.0985	74.9	78.8	57.0-150			5.10	20
Isopropylbenzene	0.125	0.103	0.107	82.4	85.6	72.0-127			3.81	20
p-Isopropyltoluene	0.125	0.112	0.108	89.6	86.4	72.0-133			3.64	20
2-Butanone (MEK)	0.625	0.833	0.888	133	142	30.0-160			6.39	24
Methylene Chloride	0.125	0.108	0.106	86.4	84.8	68.0-123			1.87	20
4-Methyl-2-pentanone (MIBK)	0.625	0.749	0.721	120	115	56.0-143			3.81	20
Methyl tert-butyl ether	0.125	0.108	0.103	86.4	82.4	66.0-132			4.74	20

¹Cp

²Tc

³Ss

⁴Cn

⁵Ds

⁶Sr

⁷Qc

⁸Gl

⁹Al

¹⁰Sc

Laboratory Control Sample (LCS) • Laboratory Control Sample Duplicate (LCSD)

(LCS) R3634702-1 03/25/21 06:25 • (LCSD) R3634702-2 03/25/21 06:44

Analyte	Spike Amount mg/kg	LCS Result mg/kg	LCSD Result mg/kg	LCS Rec. %	LCSD Rec. %	Rec. Limits %	LCS Qualifier	LCSD Qualifier	RPD %	RPD Limits %
Naphthalene	0.125	0.0978	0.100	78.2	80.0	59.0-130			2.22	20
n-Propylbenzene	0.125	0.124	0.126	99.2	101	74.0-126			1.60	20
Styrene	0.125	0.108	0.114	86.4	91.2	72.0-127			5.41	20
1,1,1,2-Tetrachloroethane	0.125	0.109	0.111	87.2	88.8	74.0-129			1.82	20
1,1,2,2-Tetrachloroethane	0.125	0.139	0.135	111	108	68.0-128			2.92	20
Tetrachloroethene	0.125	0.118	0.119	94.4	95.2	70.0-136			0.844	20
Toluene	0.125	0.118	0.122	94.4	97.6	75.0-121			3.33	20
1,1,2-Trichlorotrifluoroethane	0.125	0.116	0.120	92.8	96.0	61.0-139			3.39	20
1,2,3-Trichlorobenzene	0.125	0.0768	0.0801	61.4	64.1	59.0-139			4.21	20
1,2,4-Trichlorobenzene	0.125	0.0852	0.0939	68.2	75.1	62.0-137			9.72	20
1,1,1-Trichloroethane	0.125	0.103	0.105	82.4	84.0	69.0-126			1.92	20
1,1,2-Trichloroethane	0.125	0.113	0.110	90.4	88.0	78.0-123			2.69	20
Trichloroethene	0.125	0.108	0.110	86.4	88.0	76.0-126			1.83	20
Trichlorofluoromethane	0.125	0.118	0.120	94.4	96.0	61.0-142			1.68	20
1,2,3-Trichloropropane	0.125	0.145	0.142	116	114	67.0-129			2.09	20
1,2,3-Trimethylbenzene	0.125	0.113	0.116	90.4	92.8	74.0-124			2.62	20
1,2,4-Trimethylbenzene	0.125	0.121	0.121	96.8	96.8	70.0-126			0.000	20
1,3,5-Trimethylbenzene	0.125	0.120	0.118	96.0	94.4	73.0-127			1.68	20
Vinyl chloride	0.125	0.121	0.114	96.8	91.2	63.0-134			5.96	20
Xylenes, Total	0.375	0.343	0.336	91.5	89.6	72.0-127			2.06	20
(S) Toluene-d8				104	104	75.0-131				
(S) 4-Bromofluorobenzene				88.3	90.1	67.0-138				
(S) 1,2-Dichloroethane-d4				117	111	70.0-130				

1Cp

2Tc

3Ss

4Cn

5Ds

6Sr

7Qc

8Gl

9Al

10Sc

L1329287-01 Original Sample (OS) • Matrix Spike (MS) • Matrix Spike Duplicate (MSD)

(OS) L1329287-01 03/25/21 15:52 • (MS) R3634702-4 03/25/21 17:27 • (MSD) R3634702-5 03/25/21 17:46

Analyte	Spike Amount (dry) mg/kg	Original Result (dry) mg/kg	MS Result (dry) mg/kg	MSD Result (dry) mg/kg	MS Rec. %	MSD Rec. %	Dilution	Rec. Limits %	MS Qualifier	MSD Qualifier	RPD %	RPD Limits %
Acetone	0.943	U	0.991	0.905	105	96.0	1	10.0-160			9.07	40
Acrylonitrile	0.943	U	0.694	0.780	73.6	82.7	1	10.0-160			11.7	40
Benzene	0.189	U	0.0869	0.145	46.1	76.8	1	10.0-149		U3	50.0	37
Bromobenzene	0.189	U	0.148	0.176	78.3	93.6	1	10.0-156			17.8	38
Bromodichloromethane	0.189	U	0.121	0.163	63.9	86.4	1	10.0-143			29.9	37
Bromoform	0.189	U	0.163	0.184	86.4	97.6	1	10.0-146			12.2	36
Bromomethane	0.189	U	0.0516	0.0929	27.4	49.3	1	10.0-149		U3	57.2	38
n-Butylbenzene	0.189	U	0.0976	0.170	51.8	90.4	1	10.0-160		U3	54.4	40
sec-Butylbenzene	0.189	U	0.111	0.186	59.0	98.4	1	10.0-159		U3	50.0	39
tert-Butylbenzene	0.189	U	0.110	0.176	58.6	93.6	1	10.0-156		U3	46.1	39

L1329287-01 Original Sample (OS) • Matrix Spike (MS) • Matrix Spike Duplicate (MSD)

(OS) L1329287-01 03/25/21 15:52 • (MS) R3634702-4 03/25/21 17:27 • (MSD) R3634702-5 03/25/21 17:46

Analyte	Spike Amount (dry) mg/kg	Original Result (dry) mg/kg	MS Result (dry) mg/kg	MSD Result (dry) mg/kg	MS Rec. %	MSD Rec. %	Dilution	Rec. Limits %	MS Qualifier	MSD Qualifier	RPD %	RPD Limits %
Carbon tetrachloride	0.189	U	0.0725	0.161	38.5	85.6	1	10.0-145		J3	76.0	37
Chlorobenzene	0.189	U	0.116	0.169	61.4	89.6	1	10.0-152			37.3	39
Chlorodibromomethane	0.189	U	0.152	0.204	80.8	108	1	10.0-146			28.8	37
Chloroethane	0.189	U	0.0323	0.0638	17.1	33.8	1	10.0-146		J3	65.6	40
Chloroform	0.189	U	0.0931	0.158	49.4	84.0	1	10.0-146		J3	51.9	37
Chloromethane	0.189	U	0.0486	0.0932	25.8	49.4	1	10.0-159		J3	63.0	37
2-Chlorotoluene	0.189	U	0.123	0.175	65.0	92.8	1	10.0-159			35.2	38
4-Chlorotoluene	0.189	U	0.134	0.183	71.1	96.8	1	10.0-155			30.6	39
1,2-Dibromo-3-Chloropropane	0.189	U	0.145	0.172	77.0	91.2	1	10.0-151			16.8	39
1,2-Dibromoethane	0.189	U	0.151	0.164	80.0	87.2	1	10.0-148			8.61	34
Dibromomethane	0.189	U	0.100	0.126	53.0	66.6	1	10.0-147			22.7	35
1,2-Dichlorobenzene	0.189	U	0.140	0.186	74.4	98.4	1	10.0-155			27.8	37
1,3-Dichlorobenzene	0.189	U	0.129	0.181	68.6	96.0	1	10.0-153			33.3	38
1,4-Dichlorobenzene	0.189	U	0.133	0.176	70.8	93.6	1	10.0-151			27.7	38
Dichlorodifluoromethane	0.189	U	0.0425	0.107	22.6	56.7	1	10.0-160		J3	86.2	35
1,1-Dichloroethane	0.189	U	0.0893	0.151	47.4	80.0	1	10.0-147		J3	51.3	37
1,2-Dichloroethane	0.189	U	0.102	0.143	54.0	76.1	1	10.0-148			33.9	35
1,1-Dichloroethene	0.189	U	0.0688	0.151	36.5	80.0	1	10.0-155		J3	74.7	37
cis-1,2-Dichloroethene	0.189	U	0.0836	0.137	44.3	72.4	1	10.0-149		J3	48.1	37
trans-1,2-Dichloroethene	0.189	U	0.0679	0.130	36.0	69.0	1	10.0-150		J3	62.9	37
1,2-Dichloropropane	0.189	U	0.116	0.170	61.7	90.4	1	10.0-148		J3	37.8	37
1,1-Dichloropropene	0.189	U	0.0691	0.140	36.6	74.0	1	10.0-153		J3	67.5	35
1,3-Dichloropropane	0.189	U	0.154	0.178	81.6	94.4	1	10.0-154			14.5	35
cis-1,3-Dichloropropene	0.189	U	0.115	0.152	61.0	80.8	1	10.0-151			28.0	37
trans-1,3-Dichloropropene	0.189	U	0.157	0.201	83.2	106	1	10.0-148			24.5	37
2,2-Dichloropropane	0.189	U	0.0738	0.148	39.1	78.2	1	10.0-138		J3	66.7	36
Di-isopropyl ether	0.189	U	0.127	0.169	67.6	89.6	1	10.0-147			28.0	36
Ethylbenzene	0.189	U	0.0961	0.166	51.0	88.0	1	10.0-160		J3	53.3	38
Hexachloro-1,3-butadiene	0.189	U	0.0811	0.164	43.0	87.2	1	10.0-160		J3	67.8	40
Isopropylbenzene	0.189	U	0.0845	0.160	44.8	84.8	1	10.0-155		J3	61.7	38
p-Isopropyltoluene	0.189	U	0.105	0.175	55.5	92.8	1	10.0-160		J3	50.3	40
2-Butanone (MEK)	0.943	0.152	1.03	0.967	92.8	86.4	1	10.0-160			6.05	40
Methylene Chloride	0.189	U	0.119	0.167	63.2	88.8	1	10.0-141			33.7	37
4-Methyl-2-pentanone (MIBK)	0.943	U	1.02	1.17	109	124	1	10.0-160			13.6	35
Methyl tert-butyl ether	0.189	U	0.118	0.137	62.7	72.9	1	11.0-147			15.0	35
Naphthalene	0.189	U	0.101	0.134	53.5	70.9	1	10.0-160			27.9	36
n-Propylbenzene	0.189	U	0.115	0.192	61.0	102	1	10.0-158		J3	49.9	38
Styrene	0.189	U	0.109	0.152	57.9	80.8	1	10.0-160			33.0	40
1,1,1,2-Tetrachloroethane	0.189	U	0.124	0.167	65.6	88.8	1	10.0-149			30.1	39

1Cp

2Tc

3Ss

4Cn

5Ds

6Sr

7Qc

8Gl

9Al

10Sc

L1329287-01 Original Sample (OS) • Matrix Spike (MS) • Matrix Spike Duplicate (MSD)

(OS) L1329287-01 03/25/21 15:52 • (MS) R3634702-4 03/25/21 17:27 • (MSD) R3634702-5 03/25/21 17:46

Analyte	Spike Amount (dry) mg/kg	Original Result (dry) mg/kg	MS Result (dry) mg/kg	MSD Result (dry) mg/kg	MS Rec. %	MSD Rec. %	Dilution	Rec. Limits %	MS Qualifier	MSD Qualifier	RPD %	RPD Limits %
1,1,2,2-Tetrachloroethane	0.189	U	0.211	0.201	112	106	1	10.0-160			5.13	35
Tetrachloroethene	0.189	U	0.0804	0.178	42.6	94.4	1	10.0-156		J3	75.5	39
Toluene	0.189	U	0.106	0.196	56.0	104	1	10.0-156		J3	60.0	38
1,1,2-Trichlorotrifluoroethane	0.189	U	0.0697	0.179	37.0	95.2	1	10.0-160		J3	88.1	36
1,2,3-Trichlorobenzene	0.189	U	0.0919	0.133	48.7	70.3	1	10.0-160			36.3	40
1,2,4-Trichlorobenzene	0.189	U	0.0950	0.138	50.4	73.2	1	10.0-160			36.9	40
1,1,1-Trichloroethane	0.189	U	0.0727	0.152	38.6	80.8	1	10.0-144		J3	70.8	35
1,1,2-Trichloroethane	0.189	U	0.152	0.196	80.8	104	1	10.0-160			25.1	35
Trichloroethene	0.189	U	0.0786	0.147	41.7	78.0	1	10.0-156		J3	60.7	38
Trichlorofluoromethane	0.189	U	0.0379	0.0837	20.1	44.4	1	10.0-160		J3	75.4	40
1,2,3-Trichloropropane	0.189	U	0.213	0.207	113	110	1	10.0-156			2.88	35
1,2,3-Trimethylbenzene	0.189	U	0.125	0.173	66.6	92.0	1	10.0-160			32.1	36
1,2,4-Trimethylbenzene	0.189	0.00347	0.118	0.167	60.6	87.0	1	10.0-160			34.9	36
1,3,5-Trimethylbenzene	0.189	U	0.111	0.172	59.1	91.2	1	10.0-160		J3	42.7	38
Vinyl chloride	0.189	U	0.0454	0.105	24.1	55.7	1	10.0-160		J3	79.2	37
Xylenes, Total	0.566	0.00173	0.282	0.481	49.6	84.8	1	10.0-160		J3	52.2	38
(S) Toluene-d8					113	126		75.0-131				
(S) 4-Bromofluorobenzene					88.1	89.1		67.0-138				
(S) 1,2-Dichloroethane-d4					89.1	92.3		70.0-130				

1Cp

2Tc

3Ss

4Cn

5Ds

6Sr

7Qc

8Gl

9Al

10Sc

Method Blank (MB)

(MB) R3635424-3 03/26/21 14:48

Analyte	MB Result mg/kg	MB Qualifier	MB MDL mg/kg	MB RDL mg/kg
4-Methyl-2-pentanone (MIBK)	U		0.00228	0.0250
(S) Toluene-d8	108			75.0-131
(S) 4-Bromofluorobenzene	98.4			67.0-138
(S) 1,2-Dichloroethane-d4	91.6			70.0-130

Laboratory Control Sample (LCS) • Laboratory Control Sample Duplicate (LCSD)

(LCS) R3635424-1 03/26/21 13:31 • (LCSD) R3635424-2 03/26/21 13:50

Analyte	Spike Amount mg/kg	LCS Result mg/kg	LCSD Result mg/kg	LCS Rec. %	LCSD Rec. %	Rec. Limits %	LCS Qualifier	LCSD Qualifier	RPD %	RPD Limits %
4-Methyl-2-pentanone (MIBK)	0.625	0.718	0.712	115	114	56.0-143			0.839	20
(S) Toluene-d8				101	101	75.0-131				
(S) 4-Bromofluorobenzene				103	103	67.0-138				
(S) 1,2-Dichloroethane-d4				104	102	70.0-130				

1Cp

2Tc

3Ss

4Cn

5Ds

6Sr

7Qc

8Gl

9Al

10Sc

Method Blank (MB)

(MB) R3634953-1 03/25/21 16:28

Analyte	MB Result mg/kg	MB Qualifier	MB MDL mg/kg	MB RDL mg/kg
C12-C22 Hydrocarbons	U		0.733	4.00
C22-C32 Hydrocarbons	U		1.33	4.00
C32-C40 Hydrocarbons	U		1.33	4.00
(S) o-Terphenyl	101			18.0-148

Laboratory Control Sample (LCS)

(LCS) R3634953-2 03/25/21 16:43

Analyte	Spike Amount mg/kg	LCS Result mg/kg	LCS Rec. %	Rec. Limits %	LCS Qualifier
C22-C32 Hydrocarbons	25.0	20.4	81.6	50.0-150	
C12-C22 Hydrocarbons	25.0	24.3	97.2	50.0-150	
(S) o-Terphenyl			76.6	18.0-148	

L1329287-01 Original Sample (OS) • Matrix Spike (MS) • Matrix Spike Duplicate (MSD)

(OS) L1329287-01 03/25/21 23:46 • (MS) R3634953-3 03/26/21 00:01 • (MSD) R3634953-4 03/26/21 00:15

Analyte	Spike Amount (dry) mg/kg	Original Result (dry) mg/kg	MS Result (dry) mg/kg	MSD Result (dry) mg/kg	MS Rec. %	MSD Rec. %	Dilution	Rec. Limits %	MS Qualifier	MSD Qualifier	RPD %	RPD Limits %
C22-C32 Hydrocarbons	30.3	7.06	29.5	31.6	73.8	80.2	1	50.0-150			6.98	20
C12-C22 Hydrocarbons	30.3	4.18	31.4	31.0	89.5	87.6	1	50.0-150			1.21	20
(S) o-Terphenyl					73.1	67.5		18.0-148				

1Cp

2Tc

3Ss

4Cn

5Ds

6Sr

7Qc

8Gl

9Al

10Sc

GLOSSARY OF TERMS

Guide to Reading and Understanding Your Laboratory Report

The information below is designed to better explain the various terms used in your report of analytical results from the Laboratory. This is not intended as a comprehensive explanation, and if you have additional questions please contact your project representative.

Results Disclaimer - Information that may be provided by the customer, and contained within this report, include Permit Limits, Project Name, Sample ID, Sample Matrix, Sample Preservation, Field Blanks, Field Spikes, Field Duplicates, On-Site Data, Sampling Collection Dates/Times, and Sampling Location. Results relate to the accuracy of this information provided, and as the samples are received.

Abbreviations and Definitions

(dry)	Results are reported based on the dry weight of the sample. [this will only be present on a dry report basis for soils].
MDL	Method Detection Limit.
MDL (dry)	Method Detection Limit.
RDL	Reported Detection Limit.
RDL (dry)	Reported Detection Limit.
Rec.	Recovery.
RPD	Relative Percent Difference.
SDG	Sample Delivery Group.
(S)	Surrogate (Surrogate Standard) - Analytes added to every blank, sample, Laboratory Control Sample/Duplicate and Matrix Spike/Duplicate; used to evaluate analytical efficiency by measuring recovery. Surrogates are not expected to be detected in all environmental media.
U	Not detected at the Reporting Limit (or MDL where applicable).
Analyte	The name of the particular compound or analysis performed. Some Analyses and Methods will have multiple analytes reported.
Dilution	If the sample matrix contains an interfering material, the sample preparation volume or weight values differ from the standard, or if concentrations of analytes in the sample are higher than the highest limit of concentration that the laboratory can accurately report, the sample may be diluted for analysis. If a value different than 1 is used in this field, the result reported has already been corrected for this factor.
Limits	These are the target % recovery ranges or % difference value that the laboratory has historically determined as normal for the method and analyte being reported. Successful QC Sample analysis will target all analytes recovered or duplicated within these ranges.
Original Sample	The non-spiked sample in the prep batch used to determine the Relative Percent Difference (RPD) from a quality control sample. The Original Sample may not be included within the reported SDG.
Qualifier	This column provides a letter and/or number designation that corresponds to additional information concerning the result reported. If a Qualifier is present, a definition per Qualifier is provided within the Glossary and Definitions page and potentially a discussion of possible implications of the Qualifier in the Case Narrative if applicable.
Result	The actual analytical final result (corrected for any sample specific characteristics) reported for your sample. If there was no measurable result returned for a specific analyte, the result in this column may state "ND" (Not Detected) or "BDL" (Below Detectable Levels). The information in the results column should always be accompanied by either an MDL (Method Detection Limit) or RDL (Reporting Detection Limit) that defines the lowest value that the laboratory could detect or report for this analyte.
Uncertainty (Radiochemistry)	Confidence level of 2 sigma.
Case Narrative (Cn)	A brief discussion about the included sample results, including a discussion of any non-conformances to protocol observed either at sample receipt by the laboratory from the field or during the analytical process. If present, there will be a section in the Case Narrative to discuss the meaning of any data qualifiers used in the report.
Quality Control Summary (Qc)	This section of the report includes the results of the laboratory quality control analyses required by procedure or analytical methods to assist in evaluating the validity of the results reported for your samples. These analyses are not being performed on your samples typically, but on laboratory generated material.
Sample Chain of Custody (Sc)	This is the document created in the field when your samples were initially collected. This is used to verify the time and date of collection, the person collecting the samples, and the analyses that the laboratory is requested to perform. This chain of custody also documents all persons (excluding commercial shippers) that have had control or possession of the samples from the time of collection until delivery to the laboratory for analysis.
Sample Results (Sr)	This section of your report will provide the results of all testing performed on your samples. These results are provided by sample ID and are separated by the analyses performed on each sample. The header line of each analysis section for each sample will provide the name and method number for the analysis reported.
Sample Summary (Ss)	This section of the Analytical Report defines the specific analyses performed for each sample ID, including the dates and times of preparation and/or analysis.

Qualifier Description

B	The same analyte is found in the associated blank.
J	The identification of the analyte is acceptable; the reported value is an estimate.
J3	The associated batch QC was outside the established quality control range for precision.
J4	The associated batch QC was outside the established quality control range for accuracy.
J6	The sample matrix interfered with the ability to make any accurate determination; spike value is low.



ACCREDITATIONS & LOCATIONS

Pace Analytical National 12065 Lebanon Rd Mount Juliet, TN 37122

Alabama	40660	Nebraska	NE-OS-15-05
Alaska	17-026	Nevada	TN000032021-1
Arizona	AZ0612	New Hampshire	2975
Arkansas	88-0469	New Jersey--NELAP	TN002
California	2932	New Mexico ¹	TN00003
Colorado	TN00003	New York	11742
Connecticut	PH-0197	North Carolina	Env375
Florida	E87487	North Carolina ¹	DW21704
Georgia	NELAP	North Carolina ³	41
Georgia ¹	923	North Dakota	R-140
Idaho	TN00003	Ohio--VAP	CL0069
Illinois	200008	Oklahoma	9915
Indiana	C-TN-01	Oregon	TN200002
Iowa	364	Pennsylvania	68-02979
Kansas	E-10277	Rhode Island	LA000356
Kentucky ^{1,6}	KY90010	South Carolina	84004002
Kentucky ²	16	South Dakota	n/a
Louisiana	AI30792	Tennessee ^{1,4}	2006
Louisiana	LA018	Texas	T104704245-20-18
Maine	TN00003	Texas ⁵	LAB0152
Maryland	324	Utah	TN000032021-11
Massachusetts	M-TN003	Vermont	VT2006
Michigan	9958	Virginia	110033
Minnesota	047-999-395	Washington	C847
Mississippi	TN00003	West Virginia	233
Missouri	340	Wisconsin	998093910
Montana	CERT0086	Wyoming	A2LA
A2LA -- ISO 17025	1461.01	AIHA-LAP,LLC EMLAP	100789
A2LA -- ISO 17025 ⁵	1461.02	DOD	1461.01
Canada	1461.01	USDA	P330-15-00234
EPA--Crypto	TN00003		

¹ Drinking Water ² Underground Storage Tanks ³ Aquatic Toxicity ⁴ Chemical/Microbiological ⁵ Mold ⁶ Wastewater n/a Accreditation not applicable

* Not all certifications held by the laboratory are applicable to the results reported in the attached report.

* Accreditation is only applicable to the test methods specified on each scope of accreditation held by Pace Analytical.



RMD Environmental - Walnut Creek, CA

Sample Delivery Group: L1329291
Samples Received: 03/20/2021
Project Number: 01-LP-001
Description: Lane Partners 222 E 4th Ave

Report To: Erin Male
1371 Oakland Blvd.
Suite 200
Walnut Creek, CA 94596

Entire Report Reviewed By:



Jason Romer
Project Manager

Results relate only to the items tested or calibrated and are reported as rounded values. This test report shall not be reproduced, except in full, without written approval of the laboratory. Where applicable, sampling conducted by Pace Analytical National is performed per guidance provided in laboratory standard operating procedures ENV-SOP-MTJL-0067 and ENV-SOP-MTJL-0068. Where sampling conducted by the customer, results relate to the accuracy of the information provided, and as the samples are received.

**Pace Analytical National**12065 Lebanon Rd Mount Juliet, TN 37122 615-758-5858 800-767-5859 www.pacenational.com

TABLE OF CONTENTS

Cp: Cover Page	1
Tc: Table of Contents	2
Ss: Sample Summary	3
Cn: Case Narrative	4
Ds: Detection Summary	5
Sr: Sample Results	6
SB-02 L1329291-01	6
SB-11 L1329291-02	8
Qc: Quality Control Summary	10
Volatile Organic Compounds (GC) by Method 8015	10
Volatile Organic Compounds (GC/MS) by Method 8260B	11
Semi-Volatile Organic Compounds (GC) by Method 3511/8015	22
Gl: Glossary of Terms	23
Al: Accreditations & Locations	24
Sc: Sample Chain of Custody	25

¹ Cp
² Tc
³ Ss
⁴ Cn
⁵ Ds
⁶ Sr
⁷ Qc
⁸ Gl
⁹ Al
¹⁰ Sc

SAMPLE SUMMARY

SB-02 L1329291-01 GW

Collected by
Erin Male

Collected date/time
03/18/21 15:50

Received date/time
03/20/21 10:00

Method	Batch	Dilution	Preparation date/time	Analysis date/time	Analyst	Location
Volatile Organic Compounds (GC) by Method 8015	WG1639497	1	03/24/21 08:10	03/24/21 08:10	BMB	Mt. Juliet, TN
Volatile Organic Compounds (GC/MS) by Method 8260B	WG1640339	1	03/25/21 11:18	03/25/21 11:18	BMB	Mt. Juliet, TN
Semi-Volatile Organic Compounds (GC) by Method 3511/8015	WG1640518	1	03/26/21 10:56	03/26/21 19:18	WCR	Mt. Juliet, TN

SB-11 L1329291-02 GW

Collected by
Erin Male

Collected date/time
03/18/21 16:10

Received date/time
03/20/21 10:00

Method	Batch	Dilution	Preparation date/time	Analysis date/time	Analyst	Location
Volatile Organic Compounds (GC) by Method 8015	WG1639497	1	03/24/21 08:37	03/24/21 08:37	BMB	Mt. Juliet, TN
Volatile Organic Compounds (GC/MS) by Method 8260B	WG1639042	1	03/23/21 19:01	03/23/21 19:01	JHH	Mt. Juliet, TN
Volatile Organic Compounds (GC/MS) by Method 8260B	WG1639681	1	03/25/21 02:57	03/25/21 02:57	ADM	Mt. Juliet, TN
Semi-Volatile Organic Compounds (GC) by Method 3511/8015	WG1640518	1	03/26/21 10:56	03/26/21 18:17	WCR	Mt. Juliet, TN

¹Cp

²Tc

³Ss

⁴Cn

⁵Ds

⁶Sr

⁷Qc

⁸Gl

⁹Al

¹⁰Sc

CASE NARRATIVE

All sample aliquots were received at the correct temperature, in the proper containers, with the appropriate preservatives, and within method specified holding times, unless qualified or notated within the report. Where applicable, all MDL (LOD) and RDL (LOQ) values reported for environmental samples have been corrected for the dilution factor used in the analysis. All Method and Batch Quality Control are within established criteria except where addressed in this case narrative, a non-conformance form or properly qualified within the sample results. By my digital signature below, I affirm to the best of my knowledge, all problems/anomalies observed by the laboratory as having the potential to affect the quality of the data have been identified by the laboratory, and no information or data have been knowingly withheld that would affect the quality of the data.



Jason Romer
Project Manager

Sample Delivery Group (SDG) Narrative

No extra volume received to perform Matrix Spike samples.

<u>Lab Sample ID</u>	<u>Project Sample ID</u>	<u>Method</u>
L1329291-01	SB-02	3511/8015



DETECTION SUMMARY

Volatile Organic Compounds (GC/MS) by Method 8260B

Client ID	Lab Sample ID	Analyte	Result ug/l	Qualifier	MDL ug/l	RDL ug/l	Dilution	Analysis date / time	Batch	¹ Cp
SB-02	L1329291-01	Benzene	0.111	J J3 J6	0.0941	0.500	1	03/25/2021 11:18	WG1640339	² Tc
SB-02	L1329291-01	Chloroform	3.67	J3 J6	0.111	0.500	1	03/25/2021 11:18	WG1640339	
SB-11	L1329291-02	Chloroform	0.571		0.111	0.500	1	03/23/2021 19:01	WG1639042	³ Ss

Semi-Volatile Organic Compounds (GC) by Method 3511/8015

Client ID	Lab Sample ID	Analyte	Result ug/l	Qualifier	MDL ug/l	RDL ug/l	Dilution	Analysis date / time	Batch	⁴ Cn
SB-02	L1329291-01	C22-C32 Hydrocarbons	95.2	J	33.0	100	1	03/26/2021 19:18	WG1640518	⁵ Ds
SB-02	L1329291-01	C32-C40 Hydrocarbons	150		33.0	100	1	03/26/2021 19:18	WG1640518	
SB-11	L1329291-02	C12-C22 Hydrocarbons	353		33.0	100	1	03/26/2021 18:17	WG1640518	⁶ Sr
SB-11	L1329291-02	C22-C32 Hydrocarbons	180		33.0	100	1	03/26/2021 18:17	WG1640518	
SB-11	L1329291-02	C32-C40 Hydrocarbons	187		33.0	100	1	03/26/2021 18:17	WG1640518	⁷ Qc

⁸ Gl

⁹ Al

¹⁰ Sc

Volatile Organic Compounds (GC) by Method 8015

Analyte	Result	Qualifier	MDL	RDL	Dilution	Analysis	Batch
	ug/l		ug/l	ug/l		date / time	
TPHG C5 - C12	U		30.4	100	1	03/24/2021 08:10	WG1639497
(S) a,a,a-Trifluorotoluene(FID)	115			78.0-120		03/24/2021 08:10	WG1639497

Volatile Organic Compounds (GC/MS) by Method 8260B

Analyte	Result	Qualifier	MDL	RDL	Dilution	Analysis	Batch
	ug/l		ug/l	ug/l		date / time	
Acetone	U		11.3	25.0	1	03/25/2021 11:18	WG1640339
Acrylonitrile	U	J3	0.671	5.00	1	03/25/2021 11:18	WG1640339
Benzene	0.111	J J3 J6	0.0941	0.500	1	03/25/2021 11:18	WG1640339
Bromobenzene	U	J3	0.118	0.500	1	03/25/2021 11:18	WG1640339
Bromodichloromethane	U	J3	0.136	0.500	1	03/25/2021 11:18	WG1640339
Bromochloromethane	U	J3 J6	0.128	0.500	1	03/25/2021 11:18	WG1640339
Bromoform	U	J3	0.129	0.500	1	03/25/2021 11:18	WG1640339
Bromomethane	U	J3 J6	0.605	2.50	1	03/25/2021 11:18	WG1640339
n-Butylbenzene	U	J3 J6	0.157	0.500	1	03/25/2021 11:18	WG1640339
sec-Butylbenzene	U	J3 J6	0.125	0.500	1	03/25/2021 11:18	WG1640339
tert-Butylbenzene	U	J3 J6	0.127	0.500	1	03/25/2021 11:18	WG1640339
Carbon disulfide	U	J3 J6	0.0962	0.500	1	03/25/2021 11:18	WG1640339
Carbon tetrachloride	U	J3 J6	0.128	0.500	1	03/25/2021 11:18	WG1640339
Chlorobenzene	U	J3 J6	0.117	0.500	1	03/25/2021 11:18	WG1640339
Chlorodibromomethane	U	J3	0.140	0.500	1	03/25/2021 11:18	WG1640339
Chloroethane	U	J3 J6	0.192	2.50	1	03/25/2021 11:18	WG1640339
Chloroform	3.67	J3 J6	0.111	0.500	1	03/25/2021 11:18	WG1640339
Chloromethane	U	J3 J6	0.960	1.25	1	03/25/2021 11:18	WG1640339
2-Chlorotoluene	U	J3 J6	0.106	0.500	1	03/25/2021 11:18	WG1640339
4-Chlorotoluene	U	J3 J6	0.114	0.500	1	03/25/2021 11:18	WG1640339
1,2-Dibromo-3-Chloropropane	U	J3	0.276	2.50	1	03/25/2021 11:18	WG1640339
1,2-Dibromoethane	U	J3	0.126	0.500	1	03/25/2021 11:18	WG1640339
Dibromomethane	U	J3	0.122	0.500	1	03/25/2021 11:18	WG1640339
1,2-Dichlorobenzene	U	J3	0.107	0.500	1	03/25/2021 11:18	WG1640339
1,3-Dichlorobenzene	U	J3 J6	0.299	0.500	1	03/25/2021 11:18	WG1640339
1,4-Dichlorobenzene	U	J3 J6	0.120	0.500	1	03/25/2021 11:18	WG1640339
Dichlorodifluoromethane	U	J3 J6	0.374	2.50	1	03/25/2021 11:18	WG1640339
1,1-Dichloroethane	U	J3 J6	0.100	0.500	1	03/25/2021 11:18	WG1640339
1,2-Dichloroethane	U	J3	0.0819	0.500	1	03/25/2021 11:18	WG1640339
1,1-Dichloroethene	U	J3 J6	0.188	0.500	1	03/25/2021 11:18	WG1640339
cis-1,2-Dichloroethene	U	J3	0.126	0.500	1	03/25/2021 11:18	WG1640339
trans-1,2-Dichloroethene	U	J3 J6	0.149	0.500	1	03/25/2021 11:18	WG1640339
1,2-Dichloropropane	U	J3 J6	0.149	0.500	1	03/25/2021 11:18	WG1640339
1,1-Dichloropropene	U	J3 J6	0.142	0.500	1	03/25/2021 11:18	WG1640339
1,3-Dichloropropane	U	J3	0.109	1.00	1	03/25/2021 11:18	WG1640339
cis-1,3-Dichloropropene	U	J3 J6	0.111	0.500	1	03/25/2021 11:18	WG1640339
trans-1,3-Dichloropropene	U	J3	0.118	0.500	1	03/25/2021 11:18	WG1640339
trans-1,4-Dichloro-2-butene	U		0.467	5.00	1	03/25/2021 11:18	WG1640339
2,2-Dichloropropane	U	J3 J6	0.161	0.500	1	03/25/2021 11:18	WG1640339
Di-isopropyl ether	U	J3	0.105	0.500	1	03/25/2021 11:18	WG1640339
Ethylbenzene	U	J3 J6	0.137	0.500	1	03/25/2021 11:18	WG1640339
Hexachloro-1,3-butadiene	U	J3 J6	0.337	1.00	1	03/25/2021 11:18	WG1640339
2-Hexanone	U	J3	0.787	5.00	1	03/25/2021 11:18	WG1640339
n-Hexane	U	J3	0.749	5.00	1	03/25/2021 11:18	WG1640339
Iodomethane	U	J3	0.554	5.00	1	03/25/2021 11:18	WG1640339
Isopropylbenzene	U	J3 J6	0.105	0.500	1	03/25/2021 11:18	WG1640339
p-Isopropyltoluene	U	J3 J6	0.120	0.500	1	03/25/2021 11:18	WG1640339
2-Butanone (MEK)	U		1.19	5.00	1	03/25/2021 11:18	WG1640339
Methylene Chloride	U	J3	0.430	2.50	1	03/25/2021 11:18	WG1640339



Volatile Organic Compounds (GC/MS) by Method 8260B

Analyte	Result ug/l	Qualifier	MDL ug/l	RDL ug/l	Dilution	Analysis date / time	Batch
4-Methyl-2-pentanone (MIBK)	U	J3	0.478	5.00	1	03/25/2021 11:18	WG1640339
Methyl tert-butyl ether	U	J3	0.101	0.500	1	03/25/2021 11:18	WG1640339
Naphthalene	U	J3	0.174	2.50	1	03/25/2021 11:18	WG1640339
n-Propylbenzene	U	J3 J6	0.0993	0.500	1	03/25/2021 11:18	WG1640339
Styrene	U	J3 J6	0.118	0.500	1	03/25/2021 11:18	WG1640339
1,1,1,2-Tetrachloroethane	U	J3 J6	0.147	0.500	1	03/25/2021 11:18	WG1640339
1,1,2,2-Tetrachloroethane	U	J3	0.133	0.500	1	03/25/2021 11:18	WG1640339
1,1,2-Trichlorotrifluoroethane	U	J3 J6	0.180	0.500	1	03/25/2021 11:18	WG1640339
Tetrachloroethene	U	J3	0.300	0.500	1	03/25/2021 11:18	WG1640339
Toluene	U	J3 J6	0.278	0.500	1	03/25/2021 11:18	WG1640339
1,2,3-Trichlorobenzene	U	J3	0.164	0.500	1	03/25/2021 11:18	WG1640339
1,2,4-Trichlorobenzene	U	J3	0.481	1.00	1	03/25/2021 11:18	WG1640339
1,1,1-Trichloroethane	U	J3 J6	0.149	0.500	1	03/25/2021 11:18	WG1640339
1,1,2-Trichloroethane	U	J3	0.158	0.500	1	03/25/2021 11:18	WG1640339
Trichloroethene	U	J3	0.190	0.500	1	03/25/2021 11:18	WG1640339
Trichlorofluoromethane	U	J3 J6	0.160	2.50	1	03/25/2021 11:18	WG1640339
1,2,3-Trichloropropane	U	J3	0.237	2.50	1	03/25/2021 11:18	WG1640339
1,2,4-Trimethylbenzene	U	J3 J6	0.322	0.500	1	03/25/2021 11:18	WG1640339
1,2,3-Trimethylbenzene	U	J3 J4	0.104	0.500	1	03/25/2021 11:18	WG1640339
1,3,5-Trimethylbenzene	U	J3 J6	0.104	0.500	1	03/25/2021 11:18	WG1640339
Vinyl acetate	U	J3	0.692	5.00	1	03/25/2021 11:18	WG1640339
Vinyl chloride	U	J3 J6	0.234	0.500	1	03/25/2021 11:18	WG1640339
Xylenes, Total	U	J3 J6	0.174	1.50	1	03/25/2021 11:18	WG1640339
(S) Toluene-d8	96.3			80.0-120		03/25/2021 11:18	WG1640339
(S) 4-Bromofluorobenzene	89.9			77.0-126		03/25/2021 11:18	WG1640339
(S) 1,2-Dichloroethane-d4	109			70.0-130		03/25/2021 11:18	WG1640339



Semi-Volatile Organic Compounds (GC) by Method 3511/8015

Analyte	Result ug/l	Qualifier	MDL ug/l	RDL ug/l	Dilution	Analysis date / time	Batch
C12-C22 Hydrocarbons	U		33.0	100	1	03/26/2021 19:18	WG1640518
C22-C32 Hydrocarbons	95.2	J	33.0	100	1	03/26/2021 19:18	WG1640518
C32-C40 Hydrocarbons	150		33.0	100	1	03/26/2021 19:18	WG1640518
(S) o-Terphenyl	79.5			52.0-156		03/26/2021 19:18	WG1640518

Volatile Organic Compounds (GC) by Method 8015

Analyte	Result	Qualifier	MDL	RDL	Dilution	Analysis	Batch
	ug/l		ug/l	ug/l		date / time	
TPHG C5 - C12	U		30.4	100	1	03/24/2021 08:37	WG1639497
(S) a,a,a-Trifluorotoluene(FID)	115			78.0-120		03/24/2021 08:37	WG1639497

Volatile Organic Compounds (GC/MS) by Method 8260B

Analyte	Result	Qualifier	MDL	RDL	Dilution	Analysis	Batch
	ug/l		ug/l	ug/l		date / time	
Acetone	U		11.3	25.0	1	03/23/2021 19:01	WG1639042
Acrylonitrile	U		0.671	5.00	1	03/23/2021 19:01	WG1639042
Benzene	U		0.0941	0.500	1	03/23/2021 19:01	WG1639042
Bromobenzene	U		0.118	0.500	1	03/23/2021 19:01	WG1639042
Bromodichloromethane	U		0.136	0.500	1	03/23/2021 19:01	WG1639042
Bromochloromethane	U		0.128	0.500	1	03/23/2021 19:01	WG1639042
Bromoform	U		0.129	0.500	1	03/23/2021 19:01	WG1639042
Bromomethane	U		0.605	2.50	1	03/23/2021 19:01	WG1639042
n-Butylbenzene	U		0.157	0.500	1	03/23/2021 19:01	WG1639042
sec-Butylbenzene	U		0.125	0.500	1	03/23/2021 19:01	WG1639042
tert-Butylbenzene	U		0.127	0.500	1	03/23/2021 19:01	WG1639042
Carbon disulfide	U		0.0962	0.500	1	03/23/2021 19:01	WG1639042
Carbon tetrachloride	U		0.128	0.500	1	03/23/2021 19:01	WG1639042
Chlorobenzene	U		0.117	0.500	1	03/23/2021 19:01	WG1639042
Chlorodibromomethane	U		0.140	0.500	1	03/23/2021 19:01	WG1639042
Chloroethane	U		0.192	2.50	1	03/23/2021 19:01	WG1639042
Chloroform	0.571		0.111	0.500	1	03/23/2021 19:01	WG1639042
Chloromethane	U		0.960	1.25	1	03/23/2021 19:01	WG1639042
2-Chlorotoluene	U		0.106	0.500	1	03/23/2021 19:01	WG1639042
4-Chlorotoluene	U		0.114	0.500	1	03/23/2021 19:01	WG1639042
1,2-Dibromo-3-Chloropropane	U		0.276	2.50	1	03/23/2021 19:01	WG1639042
1,2-Dibromoethane	U		0.126	0.500	1	03/23/2021 19:01	WG1639042
Dibromomethane	U		0.122	0.500	1	03/23/2021 19:01	WG1639042
1,2-Dichlorobenzene	U		0.107	0.500	1	03/23/2021 19:01	WG1639042
1,3-Dichlorobenzene	U		0.299	0.500	1	03/23/2021 19:01	WG1639042
1,4-Dichlorobenzene	U		0.120	0.500	1	03/23/2021 19:01	WG1639042
Dichlorodifluoromethane	U		0.374	2.50	1	03/23/2021 19:01	WG1639042
1,1-Dichloroethane	U		0.100	0.500	1	03/23/2021 19:01	WG1639042
1,2-Dichloroethane	U		0.0819	0.500	1	03/23/2021 19:01	WG1639042
1,1-Dichloroethene	U		0.188	0.500	1	03/23/2021 19:01	WG1639042
cis-1,2-Dichloroethene	U		0.126	0.500	1	03/23/2021 19:01	WG1639042
trans-1,2-Dichloroethene	U		0.149	0.500	1	03/23/2021 19:01	WG1639042
1,2-Dichloropropane	U		0.149	0.500	1	03/23/2021 19:01	WG1639042
1,1-Dichloropropene	U		0.142	0.500	1	03/23/2021 19:01	WG1639042
1,3-Dichloropropane	U		0.109	1.00	1	03/23/2021 19:01	WG1639042
cis-1,3-Dichloropropene	U		0.111	0.500	1	03/23/2021 19:01	WG1639042
trans-1,3-Dichloropropene	U		0.118	0.500	1	03/23/2021 19:01	WG1639042
trans-1,4-Dichloro-2-butene	U		0.467	5.00	1	03/23/2021 19:01	WG1639042
2,2-Dichloropropane	U		0.161	0.500	1	03/23/2021 19:01	WG1639042
Di-isopropyl ether	U		0.105	0.500	1	03/23/2021 19:01	WG1639042
Ethylbenzene	U		0.137	0.500	1	03/23/2021 19:01	WG1639042
Hexachloro-1,3-butadiene	U		0.337	1.00	1	03/23/2021 19:01	WG1639042
2-Hexanone	U		0.787	5.00	1	03/23/2021 19:01	WG1639042
n-Hexane	U		0.749	5.00	1	03/23/2021 19:01	WG1639042
Iodomethane	U		0.554	5.00	1	03/23/2021 19:01	WG1639042
Isopropylbenzene	U		0.105	0.500	1	03/23/2021 19:01	WG1639042
p-Isopropyltoluene	U		0.120	0.500	1	03/23/2021 19:01	WG1639042
2-Butanone (MEK)	U		1.19	5.00	1	03/23/2021 19:01	WG1639042
Methylene Chloride	U		0.430	2.50	1	03/23/2021 19:01	WG1639042

1 Cp

2 Tc

3 Ss

4 Cn

5 Ds

6 Sr

7 Qc

8 Gl

9 Al

10 Sc

Volatile Organic Compounds (GC/MS) by Method 8260B

Analyte	Result ug/l	Qualifier	MDL ug/l	RDL ug/l	Dilution	Analysis date / time	Batch
4-Methyl-2-pentanone (MIBK)	U		0.478	5.00	1	03/23/2021 19:01	WG1639042
Methyl tert-butyl ether	U		0.101	0.500	1	03/23/2021 19:01	WG1639042
Naphthalene	U		0.174	2.50	1	03/23/2021 19:01	WG1639042
n-Propylbenzene	U		0.0993	0.500	1	03/23/2021 19:01	WG1639042
Styrene	U		0.118	0.500	1	03/23/2021 19:01	WG1639042
1,1,1,2-Tetrachloroethane	U		0.147	0.500	1	03/23/2021 19:01	WG1639042
1,1,2,2-Tetrachloroethane	U		0.133	0.500	1	03/23/2021 19:01	WG1639042
1,1,2-Trichlorotrifluoroethane	U		0.180	0.500	1	03/23/2021 19:01	WG1639042
Tetrachloroethene	U		0.300	0.500	1	03/23/2021 19:01	WG1639042
Toluene	U		0.278	0.500	1	03/25/2021 02:57	WG1639681
1,2,3-Trichlorobenzene	U		0.164	0.500	1	03/23/2021 19:01	WG1639042
1,2,4-Trichlorobenzene	U		0.481	1.00	1	03/23/2021 19:01	WG1639042
1,1,1-Trichloroethane	U		0.149	0.500	1	03/23/2021 19:01	WG1639042
1,1,2-Trichloroethane	U		0.158	0.500	1	03/23/2021 19:01	WG1639042
Trichloroethene	U		0.190	0.500	1	03/23/2021 19:01	WG1639042
Trichlorofluoromethane	U		0.160	2.50	1	03/23/2021 19:01	WG1639042
1,2,3-Trichloropropane	U		0.237	2.50	1	03/23/2021 19:01	WG1639042
1,2,4-Trimethylbenzene	U		0.322	0.500	1	03/23/2021 19:01	WG1639042
1,2,3-Trimethylbenzene	U		0.104	0.500	1	03/23/2021 19:01	WG1639042
1,3,5-Trimethylbenzene	U		0.104	0.500	1	03/23/2021 19:01	WG1639042
Vinyl acetate	U		0.692	5.00	1	03/23/2021 19:01	WG1639042
Vinyl chloride	U		0.234	0.500	1	03/23/2021 19:01	WG1639042
Xylenes, Total	U		0.174	1.50	1	03/23/2021 19:01	WG1639042
(S) Toluene-d8	101			80.0-120		03/23/2021 19:01	WG1639042
(S) Toluene-d8	106			80.0-120		03/25/2021 02:57	WG1639681
(S) 4-Bromofluorobenzene	101			77.0-126		03/23/2021 19:01	WG1639042
(S) 4-Bromofluorobenzene	95.6			77.0-126		03/25/2021 02:57	WG1639681
(S) 1,2-Dichloroethane-d4	103			70.0-130		03/23/2021 19:01	WG1639042
(S) 1,2-Dichloroethane-d4	116			70.0-130		03/25/2021 02:57	WG1639681



Semi-Volatile Organic Compounds (GC) by Method 3511/8015

Analyte	Result ug/l	Qualifier	MDL ug/l	RDL ug/l	Dilution	Analysis date / time	Batch
C12-C22 Hydrocarbons	353		33.0	100	1	03/26/2021 18:17	WG1640518
C22-C32 Hydrocarbons	180		33.0	100	1	03/26/2021 18:17	WG1640518
C32-C40 Hydrocarbons	187		33.0	100	1	03/26/2021 18:17	WG1640518
(S) o-Terphenyl	98.9			52.0-156		03/26/2021 18:17	WG1640518

Method Blank (MB)

(MB) R3634812-2 03/24/21 05:04

Analyte	MB Result	MB Qualifier	MB MDL	MB RDL
TPHG C5 - C12	U		30.4	100
(S) a,a,a-Trifluorotoluene(FID)	115			78.0-120

Laboratory Control Sample (LCS)

(LCS) R3634812-1 03/24/21 03:47

Analyte	Spike Amount	LCS Result	LCS Rec.	Rec. Limits	LCS Qualifier
TPHG C5 - C12	5500	5070	92.2	71.0-127	
(S) a,a,a-Trifluorotoluene(FID)			84.5	78.0-120	

L1329291-01 Original Sample (OS) • Matrix Spike (MS) • Matrix Spike Duplicate (MSD)

(OS) L1329291-01 03/24/21 08:10 • (MS) R3634812-3 03/24/21 15:41 • (MSD) R3634812-4 03/24/21 16:07

Analyte	Spike Amount	Original Result	MS Result	MSD Result	MS Rec.	MSD Rec.	Dilution	Rec. Limits	MS Qualifier	MSD Qualifier	RPD	RPD Limits
TPHG C5 - C12	5500	U	5070	4920	92.2	89.5	1	10.0-158			3.00	20
(S) a,a,a-Trifluorotoluene(FID)					85.0	86.3		78.0-120				

1Cp

2Tc

3Ss

4Cn

5Ds

6Sr

7Qc

8Gl

9Al

10Sc

Method Blank (MB)

(MB) R3633859-2 03/23/21 11:40

Analyte	MB Result ug/l	MB Qualifier	MB MDL ug/l	MB RDL ug/l
Acetone	U		11.3	25.0
Acrylonitrile	U		0.671	5.00
Benzene	U		0.0941	0.500
Bromobenzene	U		0.118	0.500
Bromodichloromethane	U		0.136	0.500
Bromochloromethane	U		0.128	0.500
Bromoform	U		0.129	0.500
Bromomethane	U		0.605	2.50
n-Butylbenzene	U		0.157	0.500
sec-Butylbenzene	U		0.125	0.500
tert-Butylbenzene	U		0.127	0.500
Carbon disulfide	U		0.0962	0.500
Carbon tetrachloride	U		0.128	0.500
Chlorobenzene	U		0.117	0.500
Chlorodibromomethane	U		0.140	0.500
Chloroethane	U		0.192	2.50
Chloroform	U		0.111	0.500
Chloromethane	U		0.960	1.25
2-Chlorotoluene	U		0.106	0.500
4-Chlorotoluene	U		0.114	0.500
1,2-Dibromo-3-Chloropropane	U		0.276	2.50
1,2-Dibromoethane	U		0.126	0.500
Dibromomethane	U		0.122	0.500
1,2-Dichlorobenzene	U		0.107	0.500
1,3-Dichlorobenzene	U		0.299	0.500
1,4-Dichlorobenzene	U		0.120	0.500
Dichlorodifluoromethane	U		0.374	2.50
1,1-Dichloroethane	U		0.100	0.500
1,2-Dichloroethane	U		0.0819	0.500
1,1-Dichloroethene	U		0.188	0.500
cis-1,2-Dichloroethene	U		0.126	0.500
trans-1,2-Dichloroethene	U		0.149	0.500
1,2-Dichloropropane	U		0.149	0.500
1,1-Dichloropropene	U		0.142	0.500
1,3-Dichloropropane	U		0.109	1.00
cis-1,3-Dichloropropene	U		0.111	0.500
trans-1,3-Dichloropropene	U		0.118	0.500
trans-1,4-Dichloro-2-butene	U		0.467	5.00
2,2-Dichloropropane	U		0.161	0.500
Di-isopropyl ether	U		0.105	0.500

¹Cp

²Tc

³Ss

⁴Cn

⁵Ds

⁶Sr

⁷Qc

⁸Gl

⁹Al

¹⁰Sc

Method Blank (MB)

(MB) R3633859-2 03/23/21 11:40

Analyte	MB Result ug/l	MB Qualifier	MB MDL ug/l	MB RDL ug/l
Ethylbenzene	U		0.137	0.500
Hexachloro-1,3-butadiene	U		0.337	1.00
2-Hexanone	U		0.787	5.00
n-Hexane	U		0.749	5.00
Iodomethane	U		0.554	5.00
Isopropylbenzene	U		0.105	0.500
p-Isopropyltoluene	U		0.120	0.500
2-Butanone (MEK)	U		1.19	5.00
Methylene Chloride	U		0.430	2.50
4-Methyl-2-pentanone (MIBK)	U		0.478	5.00
Methyl tert-butyl ether	U		0.101	0.500
Naphthalene	U		0.174	2.50
n-Propylbenzene	U		0.0993	0.500
Styrene	U		0.118	0.500
1,1,1,2-Tetrachloroethane	U		0.147	0.500
1,1,2,2-Tetrachloroethane	U		0.133	0.500
1,1,2-Trichlorotrifluoroethane	U		0.180	0.500
Tetrachloroethene	U		0.300	0.500
1,2,3-Trichlorobenzene	U		0.164	0.500
1,2,4-Trichlorobenzene	U		0.481	1.00
1,1,1-Trichloroethane	U		0.149	0.500
1,1,2-Trichloroethane	U		0.158	0.500
Trichloroethene	U		0.190	0.500
Trichlorofluoromethane	U		0.160	2.50
1,2,3-Trichloropropane	U		0.237	2.50
1,2,4-Trimethylbenzene	U		0.322	0.500
1,2,3-Trimethylbenzene	U		0.104	0.500
1,3,5-Trimethylbenzene	U		0.104	0.500
Vinyl acetate	U		0.692	5.00
Vinyl chloride	U		0.234	0.500
Xylenes, Total	U		0.174	1.50
(S) Toluene-d8	102			80.0-120
(S) 4-Bromofluorobenzene	97.9			77.0-126
(S) 1,2-Dichloroethane-d4	103			70.0-130

¹Cp

²Tc

³Ss

⁴Cn

⁵Ds

⁶Sr

⁷Qc

⁸Gl

⁹Al

¹⁰Sc

Laboratory Control Sample (LCS)

(LCS) R3633859-1 03/23/21 10:59

Analyte	Spike Amount ug/l	LCS Result ug/l	LCS Rec. %	Rec. Limits %	<u>LCS Qualifier</u>
Acetone	25.0	21.5	86.0	19.0-160	
Acrylonitrile	25.0	27.7	111	55.0-149	
Benzene	5.00	4.71	94.2	70.0-123	
Bromobenzene	5.00	4.41	88.2	73.0-121	
Bromodichloromethane	5.00	5.19	104	75.0-120	
Bromochloromethane	5.00	5.22	104	76.0-122	
Bromoform	5.00	4.84	96.8	68.0-132	
Bromomethane	5.00	6.68	134	10.0-160	
n-Butylbenzene	5.00	5.81	116	73.0-125	
sec-Butylbenzene	5.00	4.56	91.2	75.0-125	
tert-Butylbenzene	5.00	4.17	83.4	76.0-124	
Carbon disulfide	5.00	4.96	99.2	61.0-128	
Carbon tetrachloride	5.00	4.38	87.6	68.0-126	
Chlorobenzene	5.00	4.75	95.0	80.0-121	
Chlorodibromomethane	5.00	4.69	93.8	77.0-125	
Chloroethane	5.00	6.87	137	47.0-150	
Chloroform	5.00	5.13	103	73.0-120	
Chloromethane	5.00	5.48	110	41.0-142	
2-Chlorotoluene	5.00	4.24	84.8	76.0-123	
4-Chlorotoluene	5.00	4.34	86.8	75.0-122	
1,2-Dibromo-3-Chloropropane	5.00	5.04	101	58.0-134	
1,2-Dibromoethane	5.00	4.93	98.6	80.0-122	
Dibromomethane	5.00	5.16	103	80.0-120	
1,2-Dichlorobenzene	5.00	4.78	95.6	79.0-121	
1,3-Dichlorobenzene	5.00	4.89	97.8	79.0-120	
1,4-Dichlorobenzene	5.00	5.10	102	79.0-120	
Dichlorodifluoromethane	5.00	4.82	96.4	51.0-149	
1,1-Dichloroethane	5.00	5.26	105	70.0-126	
1,2-Dichloroethane	5.00	4.91	98.2	70.0-128	
1,1-Dichloroethene	5.00	5.00	100	71.0-124	
cis-1,2-Dichloroethene	5.00	5.07	101	73.0-120	
trans-1,2-Dichloroethene	5.00	5.27	105	73.0-120	
1,2-Dichloropropane	5.00	5.07	101	77.0-125	
1,1-Dichloropropene	5.00	4.96	99.2	74.0-126	
1,3-Dichloropropane	5.00	4.91	98.2	80.0-120	
cis-1,3-Dichloropropene	5.00	4.93	98.6	80.0-123	
trans-1,3-Dichloropropene	5.00	4.74	94.8	78.0-124	
trans-1,4-Dichloro-2-butene	5.00	4.18	83.6	33.0-144	
2,2-Dichloropropane	5.00	5.59	112	58.0-130	
Di-isopropyl ether	5.00	5.10	102	58.0-138	

¹Cp

²Tc

³Ss

⁴Cn

⁵Ds

⁶Sr

⁷Qc

⁸Gl

⁹Al

¹⁰Sc

Laboratory Control Sample (LCS)

(LCS) R3633859-1 03/23/21 10:59

Analyte	Spike Amount ug/l	LCS Result ug/l	LCS Rec. %	Rec. Limits %	<u>LCS Qualifier</u>
Ethylbenzene	5.00	4.79	95.8	79.0-123	
Hexachloro-1,3-butadiene	5.00	5.01	100	54.0-138	
2-Hexanone	25.0	26.6	106	67.0-149	
n-Hexane	5.00	5.24	105	57.0-133	
Iodomethane	25.0	25.2	101	33.0-147	
Isopropylbenzene	5.00	5.36	107	76.0-127	
p-Isopropyltoluene	5.00	4.93	98.6	76.0-125	
2-Butanone (MEK)	25.0	25.4	102	44.0-160	
Methylene Chloride	5.00	4.97	99.4	67.0-120	
4-Methyl-2-pentanone (MIBK)	25.0	26.2	105	68.0-142	
Methyl tert-butyl ether	5.00	5.14	103	68.0-125	
Naphthalene	5.00	4.68	93.6	54.0-135	
n-Propylbenzene	5.00	4.58	91.6	77.0-124	
Styrene	5.00	4.87	97.4	73.0-130	
1,1,1,2-Tetrachloroethane	5.00	4.95	99.0	75.0-125	
1,1,2,2-Tetrachloroethane	5.00	4.50	90.0	65.0-130	
1,1,2-Trichlorotrifluoroethane	5.00	4.41	88.2	69.0-132	
Tetrachloroethene	5.00	4.84	96.8	72.0-132	
1,2,3-Trichlorobenzene	5.00	4.97	99.4	50.0-138	
1,2,4-Trichlorobenzene	5.00	4.56	91.2	57.0-137	
1,1,1-Trichloroethane	5.00	4.95	99.0	73.0-124	
1,1,2-Trichloroethane	5.00	4.98	99.6	80.0-120	
Trichloroethene	5.00	4.99	99.8	78.0-124	
Trichlorofluoromethane	5.00	5.25	105	59.0-147	
1,2,3-Trichloropropane	5.00	4.35	87.0	73.0-130	
1,2,4-Trimethylbenzene	5.00	4.40	88.0	76.0-121	
1,2,3-Trimethylbenzene	5.00	4.97	99.4	77.0-120	
1,3,5-Trimethylbenzene	5.00	4.44	88.8	76.0-122	
Vinyl acetate	25.0	32.7	131	11.0-160	
Vinyl chloride	5.00	4.51	90.2	67.0-131	
Xylenes, Total	15.0	14.9	99.3	79.0-123	
(S) Toluene-d8			98.8	80.0-120	
(S) 4-Bromofluorobenzene			103	77.0-126	
(S) 1,2-Dichloroethane-d4			106	70.0-130	

¹Cp

²Tc

³Ss

⁴Cn

⁵Ds

⁶Sr

⁷Qc

⁸Gl

⁹Al

¹⁰Sc

Method Blank (MB)

(MB) R3634671-3 03/24/21 18:57

Analyte	MB Result ug/l	MB Qualifier	MB MDL ug/l	MB RDL ug/l
Toluene	U		0.278	0.500
(S) Toluene-d8	106			80.0-120
(S) 4-Bromofluorobenzene	90.7			77.0-126
(S) 1,2-Dichloroethane-d4	114			70.0-130

Laboratory Control Sample (LCS)

(LCS) R3634671-1 03/24/21 17:55

Analyte	Spike Amount ug/l	LCS Result ug/l	LCS Rec. %	Rec. Limits %	LCS Qualifier
Toluene	5.00	4.87	97.4	79.0-120	
(S) Toluene-d8			103	80.0-120	
(S) 4-Bromofluorobenzene			94.1	77.0-126	
(S) 1,2-Dichloroethane-d4			113	70.0-130	

1Cp

2Tc

3Ss

4Cn

5Ds

6Sr

7Qc

8Gl

9Al

10Sc

Method Blank (MB)

(MB) R3634767-3 03/25/21 09:45

Analyte	MB Result ug/l	MB Qualifier	MB MDL ug/l	MB RDL ug/l
Acetone	U		11.3	25.0
Acrylonitrile	U		0.671	5.00
Benzene	U		0.0941	0.500
Bromobenzene	U		0.118	0.500
Bromodichloromethane	U		0.136	0.500
Bromochloromethane	U		0.128	0.500
Bromoform	U		0.129	0.500
Bromomethane	U		0.605	2.50
n-Butylbenzene	U		0.157	0.500
sec-Butylbenzene	U		0.125	0.500
tert-Butylbenzene	U		0.127	0.500
Carbon disulfide	U		0.0962	0.500
Carbon tetrachloride	U		0.128	0.500
Chlorobenzene	U		0.117	0.500
Chlorodibromomethane	U		0.140	0.500
Chloroethane	U		0.192	2.50
Chloroform	U		0.111	0.500
Chloromethane	U		0.960	1.25
2-Chlorotoluene	U		0.106	0.500
4-Chlorotoluene	U		0.114	0.500
1,2-Dibromo-3-Chloropropane	U		0.276	2.50
1,2-Dibromoethane	U		0.126	0.500
Dibromomethane	U		0.122	0.500
1,2-Dichlorobenzene	U		0.107	0.500
1,3-Dichlorobenzene	U		0.299	0.500
1,4-Dichlorobenzene	U		0.120	0.500
trans-1,4-Dichloro-2-butene	U		0.467	5.00
Dichlorodifluoromethane	U		0.374	2.50
1,1-Dichloroethane	U		0.100	0.500
1,2-Dichloroethane	U		0.0819	0.500
1,1-Dichloroethene	U		0.188	0.500
cis-1,2-Dichloroethene	U		0.126	0.500
trans-1,2-Dichloroethene	U		0.149	0.500
1,2-Dichloropropane	U		0.149	0.500
1,1-Dichloropropene	U		0.142	0.500
1,3-Dichloropropane	U		0.109	1.00
cis-1,3-Dichloropropene	U		0.111	0.500
trans-1,3-Dichloropropene	U		0.118	0.500
2,2-Dichloropropane	U		0.161	0.500
Di-isopropyl ether	U		0.105	0.500

¹Cp

²Tc

³Ss

⁴Cn

⁵Ds

⁶Sr

⁷Qc

⁸Gl

⁹Al

¹⁰Sc

Method Blank (MB)

(MB) R3634767-3 03/25/21 09:45

Analyte	MB Result ug/l	MB Qualifier	MB MDL ug/l	MB RDL ug/l
Ethylbenzene	U		0.137	0.500
Hexachloro-1,3-butadiene	U		0.337	1.00
2-Hexanone	U		0.787	5.00
n-Hexane	U		0.749	5.00
Iodomethane	U		0.554	5.00
Isopropylbenzene	U		0.105	0.500
p-Isopropyltoluene	U		0.120	0.500
2-Butanone (MEK)	U		1.19	5.00
Methylene Chloride	U		0.430	2.50
4-Methyl-2-pentanone (MIBK)	U		0.478	5.00
Methyl tert-butyl ether	U		0.101	0.500
Naphthalene	U		0.174	2.50
n-Propylbenzene	U		0.0993	0.500
Styrene	U		0.118	0.500
1,1,1,2-Tetrachloroethane	U		0.147	0.500
1,1,2,2-Tetrachloroethane	U		0.133	0.500
Tetrachloroethene	U		0.300	0.500
Toluene	U		0.278	0.500
1,1,2-Trichlorotrifluoroethane	U		0.180	0.500
1,2,3-Trichlorobenzene	U		0.164	0.500
1,2,4-Trichlorobenzene	U		0.481	1.00
1,1,1-Trichloroethane	U		0.149	0.500
1,1,2-Trichloroethane	U		0.158	0.500
Trichloroethene	U		0.190	0.500
Trichlorofluoromethane	U		0.160	2.50
1,2,3-Trichloropropane	U		0.237	2.50
1,2,3-Trimethylbenzene	U		0.104	0.500
1,2,4-Trimethylbenzene	U		0.322	0.500
1,3,5-Trimethylbenzene	U		0.104	0.500
Vinyl acetate	U		0.692	5.00
Vinyl chloride	U		0.234	0.500
Xylenes, Total	U		0.174	1.50
(S) Toluene-d8	96.1			80.0-120
(S) 4-Bromofluorobenzene	90.3			77.0-126
(S) 1,2-Dichloroethane-d4	108			70.0-130

¹Cp

²Tc

³Ss

⁴Cn

⁵Ds

⁶Sr

⁷Qc

⁸Gl

⁹Al

¹⁰Sc

Laboratory Control Sample (LCS)

(LCS) R3634767-1 03/25/21 08:11

Analyte	Spike Amount ug/l	LCS Result ug/l	LCS Rec. %	Rec. Limits %	<u>LCS Qualifier</u>
Acetone	25.0	21.6	86.4	19.0-160	
Acrylonitrile	25.0	26.9	108	55.0-149	
Benzene	5.00	4.50	90.0	70.0-123	
Bromobenzene	5.00	5.03	101	73.0-121	
Bromodichloromethane	5.00	4.55	91.0	75.0-120	
Bromochloromethane	5.00	4.68	93.6	76.0-122	
Bromoform	5.00	3.67	73.4	68.0-132	
Bromomethane	5.00	4.35	87.0	10.0-160	
n-Butylbenzene	5.00	4.95	99.0	73.0-125	
sec-Butylbenzene	5.00	5.16	103	75.0-125	
tert-Butylbenzene	5.00	4.95	99.0	76.0-124	
Carbon disulfide	5.00	5.02	100	61.0-128	
Carbon tetrachloride	5.00	4.46	89.2	68.0-126	
Chlorobenzene	5.00	4.41	88.2	80.0-121	
Chlorodibromomethane	5.00	4.71	94.2	77.0-125	
Chloroethane	5.00	5.15	103	47.0-150	
Chloroform	5.00	5.11	102	73.0-120	
Chloromethane	5.00	5.60	112	41.0-142	
2-Chlorotoluene	5.00	5.13	103	76.0-123	
4-Chlorotoluene	5.00	4.86	97.2	75.0-122	
1,2-Dibromo-3-Chloropropane	5.00	3.26	65.2	58.0-134	
1,2-Dibromoethane	5.00	4.34	86.8	80.0-122	
Dibromomethane	5.00	4.71	94.2	80.0-120	
1,2-Dichlorobenzene	5.00	4.98	99.6	79.0-121	
1,3-Dichlorobenzene	5.00	4.78	95.6	79.0-120	
1,4-Dichlorobenzene	5.00	4.87	97.4	79.0-120	
trans-1,4-Dichloro-2-butene	5.00	4.52	90.4	33.0-144	
Dichlorodifluoromethane	5.00	4.40	88.0	51.0-149	
1,1-Dichloroethane	5.00	4.75	95.0	70.0-126	
1,2-Dichloroethane	5.00	5.56	111	70.0-128	
1,1-Dichloroethene	5.00	4.64	92.8	71.0-124	
cis-1,2-Dichloroethene	5.00	4.28	85.6	73.0-120	
trans-1,2-Dichloroethene	5.00	4.85	97.0	73.0-120	
1,2-Dichloropropane	5.00	5.31	106	77.0-125	
1,1-Dichloropropene	5.00	4.91	98.2	74.0-126	
1,3-Dichloropropane	5.00	4.61	92.2	80.0-120	
cis-1,3-Dichloropropene	5.00	4.83	96.6	80.0-123	
trans-1,3-Dichloropropene	5.00	4.49	89.8	78.0-124	
2,2-Dichloropropane	5.00	5.85	117	58.0-130	
Di-isopropyl ether	5.00	5.36	107	58.0-138	

¹Cp

²Tc

³Ss

⁴Cn

⁵Ds

⁶Sr

⁷Qc

⁸Gl

⁹Al

¹⁰Sc

Laboratory Control Sample (LCS)

(LCS) R3634767-1 03/25/21 08:11

Analyte	Spike Amount ug/l	LCS Result ug/l	LCS Rec. %	Rec. Limits %	<u>LCS Qualifier</u>
Ethylbenzene	5.00	4.37	87.4	79.0-123	
Hexachloro-1,3-butadiene	5.00	4.46	89.2	54.0-138	
2-Hexanone	25.0	20.7	82.8	67.0-149	
n-Hexane	5.00	6.24	125	57.0-133	
Iodomethane	25.0	22.3	89.2	33.0-147	
Isopropylbenzene	5.00	4.36	87.2	76.0-127	
p-Isopropyltoluene	5.00	5.03	101	76.0-125	
2-Butanone (MEK)	25.0	22.9	91.6	44.0-160	
Methylene Chloride	5.00	4.82	96.4	67.0-120	
4-Methyl-2-pentanone (MIBK)	25.0	24.6	98.4	68.0-142	
Methyl tert-butyl ether	5.00	4.51	90.2	68.0-125	
Naphthalene	5.00	4.37	87.4	54.0-135	
n-Propylbenzene	5.00	4.80	96.0	77.0-124	
Styrene	5.00	4.45	89.0	73.0-130	
1,1,1,2-Tetrachloroethane	5.00	4.20	84.0	75.0-125	
1,1,2,2-Tetrachloroethane	5.00	5.19	104	65.0-130	
Tetrachloroethene	5.00	4.08	81.6	72.0-132	
Toluene	5.00	4.46	89.2	79.0-120	
1,1,2-Trichlorotrifluoroethane	5.00	4.51	90.2	69.0-132	
1,2,3-Trichlorobenzene	5.00	4.36	87.2	50.0-138	
1,2,4-Trichlorobenzene	5.00	4.28	85.6	57.0-137	
1,1,1-Trichloroethane	5.00	4.73	94.6	73.0-124	
1,1,2-Trichloroethane	5.00	4.56	91.2	80.0-120	
Trichloroethene	5.00	4.27	85.4	78.0-124	
Trichlorofluoromethane	5.00	4.99	99.8	59.0-147	
1,2,3-Trichloropropane	5.00	5.11	102	73.0-130	
1,2,3-Trimethylbenzene	5.00	6.62	132	77.0-120	J4
1,2,4-Trimethylbenzene	5.00	5.23	105	76.0-121	
1,3,5-Trimethylbenzene	5.00	5.30	106	76.0-122	
Vinyl acetate	25.0	33.4	134	11.0-160	
Vinyl chloride	5.00	4.50	90.0	67.0-131	
Xylenes, Total	15.0	13.1	87.3	79.0-123	
(S) Toluene-d8			94.1	80.0-120	
(S) 4-Bromofluorobenzene			89.3	77.0-126	
(S) 1,2-Dichloroethane-d4			110	70.0-130	

1Cp

2Tc

3Ss

4Cn

5Ds

6Sr

7Qc

8Gl

9Al

10Sc

WG1640339

QUALITY CONTROL SUMMARY

Volatile Organic Compounds (GC/MS) by Method 8260B

L1329291-01

L1329291-01 Original Sample (OS) • Matrix Spike (MS) • Matrix Spike Duplicate (MSD)

(OS) L1329291-01 03/25/21 11:18 • (MS) R3634767-4 03/25/21 18:35 • (MSD) R3634767-5 03/25/21 18:57

Analyte	Spike Amount ug/l	Original Result ug/l	MS Result ug/l	MSD Result ug/l	MS Rec. %	MSD Rec. %	Dilution	Rec. Limits %	MS Qualifier	MSD Qualifier	RPD %	RPD Limits %
Acetone	25.0	U	17.3	22.5	69.2	90.0	1	10.0-160			26.1	35
Acrylonitrile	25.0	U	19.1	27.0	76.4	108	1	21.0-160		J3	34.3	32
Benzene	5.00	0.111	0.875	3.50	15.3	67.8	1	17.0-158	J6	J3	120	27
Bromobenzene	5.00	U	1.64	4.12	32.8	82.4	1	30.0-149		J3	86.1	28
Bromodichloromethane	5.00	U	1.57	3.99	31.4	79.8	1	31.0-150		J3	87.1	27
Bromochloromethane	5.00	U	1.68	3.80	33.6	76.0	1	38.0-142	J6	J3	77.4	26
Bromoform	5.00	U	2.06	3.51	41.2	70.2	1	29.0-150		J3	52.1	29
Bromomethane	5.00	U	U	2.77	0.000	55.4	1	10.0-160	J6	J3	200	38
n-Butylbenzene	5.00	U	0.786	3.76	15.7	75.2	1	31.0-150	J6	J3	131	30
sec-Butylbenzene	5.00	U	0.624	4.22	12.5	84.4	1	33.0-155	J6	J3	148	29
tert-Butylbenzene	5.00	U	0.690	3.92	13.8	78.4	1	34.0-153	J6	J3	140	28
Carbon disulfide	5.00	U	0.494	2.59	9.88	51.8	1	10.0-156	J6	J3	136	28
Carbon tetrachloride	5.00	U	0.531	3.84	10.6	76.8	1	23.0-159	J6	J3	151	28
Chlorobenzene	5.00	U	1.10	3.58	22.0	71.6	1	33.0-152	J6	J3	106	27
Chlorodibromomethane	5.00	U	2.07	4.17	41.4	83.4	1	37.0-149		J3	67.3	27
Chloroethane	5.00	U	0.442	3.40	8.84	68.0	1	10.0-160	J6	J3	154	30
Chloroform	5.00	3.67	4.71	7.73	20.8	81.2	1	29.0-154	J6	J3	48.6	28
Chloromethane	5.00	U	U	3.76	0.000	75.2	1	10.0-160	J6	J3	200	29
1,2-Dibromo-3-Chloropropane	5.00	U	2.53	3.72	50.6	74.4	1	22.0-151		J3	38.1	34
1,2-Dibromoethane	5.00	U	2.09	3.83	41.8	76.6	1	34.0-147		J3	58.8	27
Dibromomethane	5.00	U	2.09	4.07	41.8	81.4	1	30.0-151		J3	64.3	27
1,2-Dichlorobenzene	5.00	U	1.88	4.27	37.6	85.4	1	34.0-149		J3	77.7	28
1,3-Dichlorobenzene	5.00	U	1.40	3.82	28.0	76.4	1	36.0-146	J6	J3	92.7	27
1,4-Dichlorobenzene	5.00	U	1.62	3.98	32.4	79.6	1	35.0-142	J6	J3	84.3	27
trans-1,4-Dichloro-2-butene	5.00	U	3.49	4.47	69.8	89.4	1	10.0-157			24.6	37
Dichlorodifluoromethane	5.00	U	U	3.30	0.000	66.0	1	10.0-160	J6	J3	200	29
1,1-Dichloroethane	5.00	U	0.804	3.74	16.1	74.8	1	25.0-158	J6	J3	129	27
1,2-Dichloroethane	5.00	U	2.34	4.79	46.8	95.8	1	29.0-151		J3	68.7	27
1,1-Dichloroethene	5.00	U	0.297	3.49	5.94	69.8	1	11.0-160	J6	J3	169	29
cis-1,2-Dichloroethene	5.00	U	0.956	3.43	19.1	68.6	1	10.0-160		J3	113	27
trans-1,2-Dichloroethene	5.00	U	0.545	3.40	10.9	68.0	1	17.0-153	J6	J3	145	27
1,2-Dichloropropane	5.00	U	1.44	4.31	28.8	86.2	1	30.0-156	J6	J3	99.8	27
cis-1,3-Dichloropropene	5.00	U	1.51	3.71	30.2	74.2	1	34.0-149	J6	J3	84.3	28
trans-1,3-Dichloropropene	5.00	U	1.72	3.71	34.4	74.2	1	32.0-149		J3	73.3	28
2-Chlorotoluene	5.00	U	1.07	4.05	21.4	81.0	1	32.0-153	J6	J3	116	28
4-Chlorotoluene	5.00	U	1.17	3.94	23.4	78.8	1	32.0-150	J6	J3	108	28
Di-isopropyl ether	5.00	U	2.10	4.71	42.0	94.2	1	21.0-160		J3	76.7	28
Ethylbenzene	5.00	U	0.712	3.43	14.2	68.6	1	30.0-155	J6	J3	131	27
2-Hexanone	25.0	U	16.7	22.5	66.8	90.0	1	21.0-160		J3	29.6	29
n-Hexane	5.00	U	1.44	4.29	28.8	85.8	1	10.0-153		J3	99.5	28

1Cp

2Tc

3Ss

4Cn

5Ds

6Sr

7Qc

8Gl

9Al

10Sc

L1329291-01 Original Sample (OS) • Matrix Spike (MS) • Matrix Spike Duplicate (MSD)

(OS) L1329291-01 03/25/21 11:18 • (MS) R3634767-4 03/25/21 18:35 • (MSD) R3634767-5 03/25/21 18:57

Analyte	Spike Amount ug/l	Original Result ug/l	MS Result ug/l	MSD Result ug/l	MS Rec. %	MSD Rec. %	Dilution	Rec. Limits %	MS Qualifier	MSD Qualifier	RPD %	RPD Limits %
Iodomethane	25.0	U	3.40	15.2	0.000	60.8	1	10.0-160		J3	200	40
Isopropylbenzene	5.00	U	0.625	3.59	12.5	71.8	1	28.0-157	J6	J3	141	27
p-Isopropyltoluene	5.00	U	0.670	3.87	13.4	77.4	1	30.0-154	J6	J3	141	29
2-Butanone (MEK)	25.0	U	19.7	24.9	78.8	99.6	1	10.0-160			23.3	32
Methylene Chloride	5.00	U	1.62	3.65	32.4	73.0	1	23.0-144		J3	77.0	28
4-Methyl-2-pentanone (MIBK)	25.0	U	18.4	26.2	73.6	105	1	29.0-160		J3	35.0	29
Methyl tert-butyl ether	5.00	U	2.47	4.22	49.4	84.4	1	28.0-150		J3	52.3	29
1,1-Dichloropropene	5.00	U	0.356	3.67	7.12	73.4	1	25.0-158	J6	J3	165	27
Naphthalene	5.00	U	2.56	4.10	51.2	82.0	1	12.0-156		J3	46.2	35
1,3-Dichloropropane	5.00	U	2.12	4.05	42.4	81.0	1	38.0-147		J3	62.6	27
n-Propylbenzene	5.00	U	0.703	3.78	14.1	75.6	1	31.0-154	J6	J3	137	28
Styrene	5.00	U	1.09	3.52	21.8	70.4	1	33.0-155	J6	J3	105	28
1,1,1,2-Tetrachloroethane	5.00	U	1.32	3.51	26.4	70.2	1	36.0-151	J6	J3	90.7	29
2,2-Dichloropropane	5.00	U	0.516	4.34	10.3	86.8	1	24.0-152	J6	J3	157	29
1,1,2,2-Tetrachloroethane	5.00	U	3.46	5.01	69.2	100	1	33.0-150		J3	36.6	28
Tetrachloroethene	5.00	U	0.522	3.18	10.4	63.6	1	10.0-160		J3	144	27
Toluene	5.00	U	0.988	3.60	19.8	72.0	1	26.0-154	J6	J3	114	28
1,2,3-Trichlorobenzene	5.00	U	2.01	3.66	40.2	73.2	1	17.0-150		J3	58.2	36
Hexachloro-1,3-butadiene	5.00	U	0.642	2.93	12.8	58.6	1	20.0-154	J6	J3	128	34
1,2,4-Trichlorobenzene	5.00	U	1.77	3.64	35.4	72.8	1	24.0-150		J3	69.1	33
1,1,1-Trichloroethane	5.00	U	0.514	3.89	10.3	77.8	1	23.0-160	J6	J3	153	28
1,1,2-Trichloroethane	5.00	U	2.27	4.23	45.4	84.6	1	35.0-147		J3	60.3	27
Trichloroethene	5.00	U	0.787	3.25	15.7	65.0	1	10.0-160		J3	122	25
Trichlorofluoromethane	5.00	U	0.170	4.09	3.40	81.8	1	17.0-160	J6	J3	184	31
1,2,3-Trichloropropane	5.00	U	3.38	5.17	67.6	103	1	34.0-151		J3	41.9	29
1,2,3-Trimethylbenzene	5.00	U	1.91	5.34	38.2	107	1	32.0-149		J3	94.6	28
1,2,4-Trimethylbenzene	5.00	U	1.19	4.18	23.8	83.6	1	26.0-154	J6	J3	111	27
1,3,5-Trimethylbenzene	5.00	U	0.925	4.07	18.5	81.4	1	28.0-153	J6	J3	126	27
Vinyl chloride	5.00	U	U	3.08	0.000	61.6	1	10.0-160	J6	J3	200	27
Xylenes, Total	15.0	U	2.51	10.4	16.7	69.3	1	29.0-154	J6	J3	122	28
1,1,2-Trichlorotrifluoroethane	5.00	U	0.385	3.80	7.70	76.0	1	23.0-160	J6	J3	163	30
Vinyl acetate	25.0	U	18.3	29.2	73.2	117	1	12.0-160		J3	45.9	31
(S) Toluene-d8					92.2	92.6		80.0-120				
(S) 4-Bromofluorobenzene					89.6	92.4		77.0-126				
(S) 1,2-Dichloroethane-d4					110	110		70.0-130				

1
Cp

2
Tc

3
Ss

4
Cn

5
Ds

6
Sr

7
Qc

8
Gl

9
Al

10
Sc

Method Blank (MB)

(MB) R3635355-1 03/26/21 14:34

Analyte	MB Result ug/l	MB Qualifier	MB MDL ug/l	MB RDL ug/l
C12-C22 Hydrocarbons	U		33.0	100
C22-C32 Hydrocarbons	U		33.0	100
C32-C40 Hydrocarbons	U		33.0	100
(S) o-Terphenyl	99.5			52.0-156

Laboratory Control Sample (LCS)

(LCS) R3635355-2 03/26/21 14:54

Analyte	Spike Amount ug/l	LCS Result ug/l	LCS Rec. %	Rec. Limits %	LCS Qualifier
C22-C32 Hydrocarbons	750	682	90.9	50.0-150	
C12-C22 Hydrocarbons	750	751	100	50.0-150	
(S) o-Terphenyl			93.0	52.0-156	

1Cp

2Tc

3Ss

4Cn

5Ds

6Sr

7Qc

8Gl

9Al

10Sc

GLOSSARY OF TERMS

Guide to Reading and Understanding Your Laboratory Report

The information below is designed to better explain the various terms used in your report of analytical results from the Laboratory. This is not intended as a comprehensive explanation, and if you have additional questions please contact your project representative.

Results Disclaimer - Information that may be provided by the customer, and contained within this report, include Permit Limits, Project Name, Sample ID, Sample Matrix, Sample Preservation, Field Blanks, Field Spikes, Field Duplicates, On-Site Data, Sampling Collection Dates/Times, and Sampling Location. Results relate to the accuracy of this information provided, and as the samples are received.

Abbreviations and Definitions

MDL	Method Detection Limit.
RDL	Reported Detection Limit.
Rec.	Recovery.
RPD	Relative Percent Difference.
SDG	Sample Delivery Group.
(S)	Surrogate (Surrogate Standard) - Analytes added to every blank, sample, Laboratory Control Sample/Duplicate and Matrix Spike/Duplicate; used to evaluate analytical efficiency by measuring recovery. Surrogates are not expected to be detected in all environmental media.
U	Not detected at the Reporting Limit (or MDL where applicable).
Analyte	The name of the particular compound or analysis performed. Some Analyses and Methods will have multiple analytes reported.
Dilution	If the sample matrix contains an interfering material, the sample preparation volume or weight values differ from the standard, or if concentrations of analytes in the sample are higher than the highest limit of concentration that the laboratory can accurately report, the sample may be diluted for analysis. If a value different than 1 is used in this field, the result reported has already been corrected for this factor.
Limits	These are the target % recovery ranges or % difference value that the laboratory has historically determined as normal for the method and analyte being reported. Successful QC Sample analysis will target all analytes recovered or duplicated within these ranges.
Original Sample	The non-spiked sample in the prep batch used to determine the Relative Percent Difference (RPD) from a quality control sample. The Original Sample may not be included within the reported SDG.
Qualifier	This column provides a letter and/or number designation that corresponds to additional information concerning the result reported. If a Qualifier is present, a definition per Qualifier is provided within the Glossary and Definitions page and potentially a discussion of possible implications of the Qualifier in the Case Narrative if applicable.
Result	The actual analytical final result (corrected for any sample specific characteristics) reported for your sample. If there was no measurable result returned for a specific analyte, the result in this column may state "ND" (Not Detected) or "BDL" (Below Detectable Levels). The information in the results column should always be accompanied by either an MDL (Method Detection Limit) or RDL (Reporting Detection Limit) that defines the lowest value that the laboratory could detect or report for this analyte.
Uncertainty (Radiochemistry)	Confidence level of 2 sigma.
Case Narrative (Cn)	A brief discussion about the included sample results, including a discussion of any non-conformances to protocol observed either at sample receipt by the laboratory from the field or during the analytical process. If present, there will be a section in the Case Narrative to discuss the meaning of any data qualifiers used in the report.
Quality Control Summary (Qc)	This section of the report includes the results of the laboratory quality control analyses required by procedure or analytical methods to assist in evaluating the validity of the results reported for your samples. These analyses are not being performed on your samples typically, but on laboratory generated material.
Sample Chain of Custody (Sc)	This is the document created in the field when your samples were initially collected. This is used to verify the time and date of collection, the person collecting the samples, and the analyses that the laboratory is requested to perform. This chain of custody also documents all persons (excluding commercial shippers) that have had control or possession of the samples from the time of collection until delivery to the laboratory for analysis.
Sample Results (Sr)	This section of your report will provide the results of all testing performed on your samples. These results are provided by sample ID and are separated by the analyses performed on each sample. The header line of each analysis section for each sample will provide the name and method number for the analysis reported.
Sample Summary (Ss)	This section of the Analytical Report defines the specific analyses performed for each sample ID, including the dates and times of preparation and/or analysis.

Qualifier Description

J	The identification of the analyte is acceptable; the reported value is an estimate.
J3	The associated batch QC was outside the established quality control range for precision.
J4	The associated batch QC was outside the established quality control range for accuracy.
J6	The sample matrix interfered with the ability to make any accurate determination; spike value is low.



ACCREDITATIONS & LOCATIONS

Pace Analytical National 12065 Lebanon Rd Mount Juliet, TN 37122

Alabama	40660	Nebraska	NE-OS-15-05
Alaska	17-026	Nevada	TN000032021-1
Arizona	AZ0612	New Hampshire	2975
Arkansas	88-0469	New Jersey--NELAP	TN002
California	2932	New Mexico ¹	TN00003
Colorado	TN00003	New York	11742
Connecticut	PH-0197	North Carolina	Env375
Florida	E87487	North Carolina ¹	DW21704
Georgia	NELAP	North Carolina ³	41
Georgia ¹	923	North Dakota	R-140
Idaho	TN00003	Ohio--VAP	CL0069
Illinois	200008	Oklahoma	9915
Indiana	C-TN-01	Oregon	TN200002
Iowa	364	Pennsylvania	68-02979
Kansas	E-10277	Rhode Island	LA000356
Kentucky ^{1,6}	KY90010	South Carolina	84004002
Kentucky ²	16	South Dakota	n/a
Louisiana	AI30792	Tennessee ^{1,4}	2006
Louisiana	LA018	Texas	T104704245-20-18
Maine	TN00003	Texas ⁵	LAB0152
Maryland	324	Utah	TN000032021-11
Massachusetts	M-TN003	Vermont	VT2006
Michigan	9958	Virginia	110033
Minnesota	047-999-395	Washington	C847
Mississippi	TN00003	West Virginia	233
Missouri	340	Wisconsin	998093910
Montana	CERT0086	Wyoming	A2LA
A2LA -- ISO 17025	1461.01	AIHA-LAP,LLC EMLAP	100789
A2LA -- ISO 17025 ⁵	1461.02	DOD	1461.01
Canada	1461.01	USDA	P330-15-00234
EPA--Crypto	TN00003		

¹ Drinking Water ² Underground Storage Tanks ³ Aquatic Toxicity ⁴ Chemical/Microbiological ⁵ Mold ⁶ Wastewater n/a Accreditation not applicable

* Not all certifications held by the laboratory are applicable to the results reported in the attached report.

* Accreditation is only applicable to the test methods specified on each scope of accreditation held by Pace Analytical.



RMD Environmental - Walnut Creek, CA

Sample Delivery Group: L1330357
Samples Received: 03/17/2021
Project Number: 01-LP-001 TASK 2
Description: Lane Partners, 222 E. 4th Ave

Report To: Erin Male
1371 Oakland Blvd.
Suite 200
Walnut Creek, CA 94596

Entire Report Reviewed By:



Jason Romer
Project Manager

Results relate only to the items tested or calibrated and are reported as rounded values. This test report shall not be reproduced, except in full, without written approval of the laboratory. Where applicable, sampling conducted by Pace Analytical National is performed per guidance provided in laboratory standard operating procedures ENV-SOP-MTJL-0067 and ENV-SOP-MTJL-0068. Where sampling conducted by the customer, results relate to the accuracy of the information provided, and as the samples are received.

**Pace Analytical National**12065 Lebanon Rd Mount Juliet, TN 37122 615-758-5858 800-767-5859 www.pacenational.com

TABLE OF CONTENTS

Cp: Cover Page	1
Tc: Table of Contents	2
Ss: Sample Summary	3
Cn: Case Narrative	4
Ds: Detection Summary	5
Sr: Sample Results	7
SB-06-COMP L1330357-01	7
SB-09-COMP L1330357-02	8
SB-10-COMP L1330357-03	9
SB-01-COMP L1330357-04	10
SB-04-COMP L1330357-05	11
SB-05-COMP L1330357-06	12
Qc: Quality Control Summary	13
Total Solids by Method 2540 G-2011	13
Mercury by Method 7471A	15
Metals (ICP) by Method 6010B	16
Gl: Glossary of Terms	19
Al: Accreditations & Locations	20
Sc: Sample Chain of Custody	21

¹ Cp

² Tc

³ Ss

⁴ Cn

⁵ Ds

⁶ Sr

⁷ Qc

⁸ Gl

⁹ Al

¹⁰ Sc

SAMPLE SUMMARY

SB-06-COMP L1330357-01 Solid

Collected by
Erin Male

Collected date/time
03/16/21 00:00

Received date/time
03/18/21 12:30

Method	Batch	Dilution	Preparation date/time	Analysis date/time	Analyst	Location
Total Solids by Method 2540 G-2011	WG1637327	1	03/20/21 15:11	03/20/21 15:34	JWW	Mt. Juliet, TN
Mercury by Method 7471A	WG1640953	1	03/26/21 08:35	03/26/21 11:53	ABL	Mt. Juliet, TN
Metals (ICP) by Method 6010B	WG1640232	1	03/25/21 08:27	03/25/21 15:42	KMG	Mt. Juliet, TN

¹ Cp

² Tc

³ Ss

⁴ Cn

⁵ Ds

⁶ Sr

⁷ Qc

⁸ Gl

⁹ Al

¹⁰ Sc

SB-09-COMP L1330357-02 Solid

Collected by
Erin Male

Collected date/time
03/16/21 00:00

Received date/time
03/18/21 12:30

Method	Batch	Dilution	Preparation date/time	Analysis date/time	Analyst	Location
Total Solids by Method 2540 G-2011	WG1637327	1	03/20/21 15:11	03/20/21 15:34	JWW	Mt. Juliet, TN
Mercury by Method 7471A	WG1640953	1	03/26/21 08:35	03/26/21 11:56	ABL	Mt. Juliet, TN
Metals (ICP) by Method 6010B	WG1640232	1	03/25/21 08:27	03/25/21 15:50	KMG	Mt. Juliet, TN

SB-10-COMP L1330357-03 Solid

Collected by
Erin Male

Collected date/time
03/16/21 00:00

Received date/time
03/18/21 12:30

Method	Batch	Dilution	Preparation date/time	Analysis date/time	Analyst	Location
Total Solids by Method 2540 G-2011	WG1637327	1	03/20/21 15:11	03/20/21 15:34	JWW	Mt. Juliet, TN
Mercury by Method 7471A	WG1640953	1	03/26/21 08:35	03/26/21 11:59	ABL	Mt. Juliet, TN
Metals (ICP) by Method 6010B	WG1640232	1	03/25/21 08:27	03/25/21 15:53	KMG	Mt. Juliet, TN

SB-01-COMP L1330357-04 Solid

Collected by
Erin Male

Collected date/time
03/15/21 00:00

Received date/time
03/17/21 11:00

Method	Batch	Dilution	Preparation date/time	Analysis date/time	Analyst	Location
Total Solids by Method 2540 G-2011	WG1636652	1	03/18/21 16:43	03/18/21 17:02	JWW	Mt. Juliet, TN
Mercury by Method 7471A	WG1640953	1	03/26/21 08:35	03/26/21 12:01	ABL	Mt. Juliet, TN
Metals (ICP) by Method 6010B	WG1640232	1	03/25/21 08:27	03/25/21 15:56	KMG	Mt. Juliet, TN

SB-04-COMP L1330357-05 Solid

Collected by
Erin Male

Collected date/time
03/15/21 00:00

Received date/time
03/17/21 11:00

Method	Batch	Dilution	Preparation date/time	Analysis date/time	Analyst	Location
Total Solids by Method 2540 G-2011	WG1636652	1	03/18/21 16:43	03/18/21 17:02	JWW	Mt. Juliet, TN
Mercury by Method 7471A	WG1640953	1	03/26/21 08:35	03/26/21 12:11	ABL	Mt. Juliet, TN
Metals (ICP) by Method 6010B	WG1640232	1	03/25/21 08:27	03/25/21 15:59	KMG	Mt. Juliet, TN

SB-05-COMP L1330357-06 Solid

Collected by
Erin Male

Collected date/time
03/15/21 00:00

Received date/time
03/17/21 11:00

Method	Batch	Dilution	Preparation date/time	Analysis date/time	Analyst	Location
Total Solids by Method 2540 G-2011	WG1636652	1	03/18/21 16:43	03/18/21 17:02	JWW	Mt. Juliet, TN
Mercury by Method 7471A	WG1640953	1	03/26/21 08:35	03/26/21 12:14	ABL	Mt. Juliet, TN
Metals (ICP) by Method 6010B	WG1640232	1	03/25/21 08:27	03/25/21 16:01	KMG	Mt. Juliet, TN

CASE NARRATIVE

All sample aliquots were received at the correct temperature, in the proper containers, with the appropriate preservatives, and within method specified holding times, unless qualified or notated within the report. Where applicable, all MDL (LOD) and RDL (LOQ) values reported for environmental samples have been corrected for the dilution factor used in the analysis. All Method and Batch Quality Control are within established criteria except where addressed in this case narrative, a non-conformance form or properly qualified within the sample results. By my digital signature below, I affirm to the best of my knowledge, all problems/anomalies observed by the laboratory as having the potential to affect the quality of the data have been identified by the laboratory, and no information or data have been knowingly withheld that would affect the quality of the data.



Jason Romer
Project Manager

¹ Cp

² Tc

³ Ss

⁴ Cn

⁵ Ds

⁶ Sr

⁷ Qc

⁸ Gl

⁹ Al

¹⁰ Sc

DETECTION SUMMARY

Mercury by Method 7471A

Client ID	Lab Sample ID	Analyte	Result (dry) mg/kg	Qualifier	MDL (dry) mg/kg	RDL (dry) mg/kg	Dilution	Analysis date / time	Batch
SB-06-COMP	L1330357-01	Mercury	0.0693		0.0223	0.0496	1	03/26/2021 11:53	WG1640953
SB-09-COMP	L1330357-02	Mercury	0.0859		0.0207	0.0460	1	03/26/2021 11:56	WG1640953
SB-10-COMP	L1330357-03	Mercury	0.110		0.0204	0.0454	1	03/26/2021 11:59	WG1640953
SB-01-COMP	L1330357-04	Mercury	0.0504		0.0220	0.0489	1	03/26/2021 12:01	WG1640953
SB-04-COMP	L1330357-05	Mercury	0.0404	<u>J</u>	0.0219	0.0488	1	03/26/2021 12:11	WG1640953
SB-05-COMP	L1330357-06	Mercury	0.0456	<u>J</u>	0.0223	0.0496	1	03/26/2021 12:14	WG1640953

Metals (ICP) by Method 6010B

Client ID	Lab Sample ID	Analyte	Result (dry) mg/kg	Qualifier	MDL (dry) mg/kg	RDL (dry) mg/kg	Dilution	Analysis date / time	Batch
SB-06-COMP	L1330357-01	Barium	107		0.106	0.620	1	03/25/2021 15:42	WG1640232
SB-06-COMP	L1330357-01	Beryllium	0.377		0.0391	0.248	1	03/25/2021 15:42	WG1640232
SB-06-COMP	L1330357-01	Cadmium	0.324	<u>J</u>	0.0584	0.620	1	03/25/2021 15:42	WG1640232
SB-06-COMP	L1330357-01	Chromium	73.7		0.165	1.24	1	03/25/2021 15:42	WG1640232
SB-06-COMP	L1330357-01	Cobalt	15.9		0.101	1.24	1	03/25/2021 15:42	WG1640232
SB-06-COMP	L1330357-01	Copper	24.5		0.496	2.48	1	03/25/2021 15:42	WG1640232
SB-06-COMP	L1330357-01	Lead	5.43		0.258	0.620	1	03/25/2021 15:42	WG1640232
SB-06-COMP	L1330357-01	Molybdenum	0.371	<u>J</u>	0.135	0.620	1	03/25/2021 15:42	WG1640232
SB-06-COMP	L1330357-01	Nickel	84.2		0.164	2.48	1	03/25/2021 15:42	WG1640232
SB-06-COMP	L1330357-01	Vanadium	50.5		0.628	2.48	1	03/25/2021 15:42	WG1640232
SB-06-COMP	L1330357-01	Zinc	34.5		1.03	6.20	1	03/25/2021 15:42	WG1640232
SB-09-COMP	L1330357-02	Arsenic	1.26	<u>J</u>	0.596	2.30	1	03/25/2021 15:50	WG1640232
SB-09-COMP	L1330357-02	Barium	135		0.0981	0.575	1	03/25/2021 15:50	WG1640232
SB-09-COMP	L1330357-02	Beryllium	0.600		0.0363	0.230	1	03/25/2021 15:50	WG1640232
SB-09-COMP	L1330357-02	Cadmium	0.491	<u>J</u>	0.0542	0.575	1	03/25/2021 15:50	WG1640232
SB-09-COMP	L1330357-02	Chromium	96.8		0.153	1.15	1	03/25/2021 15:50	WG1640232
SB-09-COMP	L1330357-02	Cobalt	25.8		0.0933	1.15	1	03/25/2021 15:50	WG1640232
SB-09-COMP	L1330357-02	Copper	37.4		0.460	2.30	1	03/25/2021 15:50	WG1640232
SB-09-COMP	L1330357-02	Lead	7.68		0.239	0.575	1	03/25/2021 15:50	WG1640232
SB-09-COMP	L1330357-02	Nickel	156		0.152	2.30	1	03/25/2021 15:50	WG1640232
SB-09-COMP	L1330357-02	Selenium	2.03	<u>J</u>	0.879	2.30	1	03/25/2021 15:50	WG1640232
SB-09-COMP	L1330357-02	Vanadium	61.4		0.582	2.30	1	03/25/2021 15:50	WG1640232
SB-09-COMP	L1330357-02	Zinc	44.3		0.958	5.75	1	03/25/2021 15:50	WG1640232
SB-10-COMP	L1330357-03	Arsenic	1.44	<u>J</u>	0.588	2.27	1	03/25/2021 15:53	WG1640232
SB-10-COMP	L1330357-03	Barium	143		0.0967	0.567	1	03/25/2021 15:53	WG1640232
SB-10-COMP	L1330357-03	Beryllium	0.539		0.0357	0.227	1	03/25/2021 15:53	WG1640232
SB-10-COMP	L1330357-03	Cadmium	0.488	<u>J</u>	0.0534	0.567	1	03/25/2021 15:53	WG1640232
SB-10-COMP	L1330357-03	Chromium	117		0.151	1.13	1	03/25/2021 15:53	WG1640232
SB-10-COMP	L1330357-03	Cobalt	20.5		0.0920	1.13	1	03/25/2021 15:53	WG1640232
SB-10-COMP	L1330357-03	Copper	45.8		0.454	2.27	1	03/25/2021 15:53	WG1640232
SB-10-COMP	L1330357-03	Lead	7.60		0.236	0.567	1	03/25/2021 15:53	WG1640232
SB-10-COMP	L1330357-03	Nickel	171		0.150	2.27	1	03/25/2021 15:53	WG1640232
SB-10-COMP	L1330357-03	Selenium	2.19	<u>J</u>	0.867	2.27	1	03/25/2021 15:53	WG1640232
SB-10-COMP	L1330357-03	Vanadium	70.8		0.574	2.27	1	03/25/2021 15:53	WG1640232
SB-10-COMP	L1330357-03	Zinc	51.0		0.944	5.67	1	03/25/2021 15:53	WG1640232

1 Cp

2 Tc

3 Ss

4 Cn

5 Ds

6 Sr

7 Qc

8 Gl

9 Al

10 Sc

DETECTION SUMMARY

Metals (ICP) by Method 6010B

Client ID	Lab Sample ID	Analyte	Result (dry) mg/kg	Qualifier	MDL (dry) mg/kg	RDL (dry) mg/kg	Dilution	Analysis date / time	Batch
SB-01-COMP	L1330357-04	Barium	131		0.104	0.611	1	03/25/2021 15:56	WG1640232
SB-01-COMP	L1330357-04	Beryllium	0.539		0.0385	0.245	1	03/25/2021 15:56	WG1640232
SB-01-COMP	L1330357-04	Cadmium	0.504	J	0.0576	0.611	1	03/25/2021 15:56	WG1640232
SB-01-COMP	L1330357-04	Chromium	96.6		0.163	1.22	1	03/25/2021 15:56	WG1640232
SB-01-COMP	L1330357-04	Cobalt	23.2		0.0991	1.22	1	03/25/2021 15:56	WG1640232
SB-01-COMP	L1330357-04	Copper	39.8		0.489	2.45	1	03/25/2021 15:56	WG1640232
SB-01-COMP	L1330357-04	Lead	6.25		0.254	0.611	1	03/25/2021 15:56	WG1640232
SB-01-COMP	L1330357-04	Nickel	154		0.161	2.45	1	03/25/2021 15:56	WG1640232
SB-01-COMP	L1330357-04	Selenium	1.49	J	0.934	2.45	1	03/25/2021 15:56	WG1640232
SB-01-COMP	L1330357-04	Vanadium	66.4		0.619	2.45	1	03/25/2021 15:56	WG1640232
SB-01-COMP	L1330357-04	Zinc	48.8		1.02	6.11	1	03/25/2021 15:56	WG1640232
SB-04-COMP	L1330357-05	Arsenic	1.44	J	0.631	2.44	1	03/25/2021 15:59	WG1640232
SB-04-COMP	L1330357-05	Barium	109		0.104	0.610	1	03/25/2021 15:59	WG1640232
SB-04-COMP	L1330357-05	Beryllium	0.417		0.0384	0.244	1	03/25/2021 15:59	WG1640232
SB-04-COMP	L1330357-05	Cadmium	0.398	J	0.0574	0.610	1	03/25/2021 15:59	WG1640232
SB-04-COMP	L1330357-05	Chromium	75.8		0.162	1.22	1	03/25/2021 15:59	WG1640232
SB-04-COMP	L1330357-05	Cobalt	16.8		0.0989	1.22	1	03/25/2021 15:59	WG1640232
SB-04-COMP	L1330357-05	Copper	26.4		0.488	2.44	1	03/25/2021 15:59	WG1640232
SB-04-COMP	L1330357-05	Lead	6.33		0.254	0.610	1	03/25/2021 15:59	WG1640232
SB-04-COMP	L1330357-05	Nickel	90.6		0.161	2.44	1	03/25/2021 15:59	WG1640232
SB-04-COMP	L1330357-05	Selenium	2.08	J	0.931	2.44	1	03/25/2021 15:59	WG1640232
SB-04-COMP	L1330357-05	Vanadium	57.8		0.617	2.44	1	03/25/2021 15:59	WG1640232
SB-04-COMP	L1330357-05	Zinc	42.8		1.01	6.10	1	03/25/2021 15:59	WG1640232
SB-05-COMP	L1330357-06	Arsenic	1.76	J	0.642	2.48	1	03/25/2021 16:01	WG1640232
SB-05-COMP	L1330357-06	Barium	135		0.106	0.620	1	03/25/2021 16:01	WG1640232
SB-05-COMP	L1330357-06	Beryllium	0.486		0.0391	0.248	1	03/25/2021 16:01	WG1640232
SB-05-COMP	L1330357-06	Cadmium	0.520	J	0.0584	0.620	1	03/25/2021 16:01	WG1640232
SB-05-COMP	L1330357-06	Chromium	99.6		0.165	1.24	1	03/25/2021 16:01	WG1640232
SB-05-COMP	L1330357-06	Cobalt	23.7		0.101	1.24	1	03/25/2021 16:01	WG1640232
SB-05-COMP	L1330357-06	Copper	36.1		0.496	2.48	1	03/25/2021 16:01	WG1640232
SB-05-COMP	L1330357-06	Lead	7.12		0.258	0.620	1	03/25/2021 16:01	WG1640232
SB-05-COMP	L1330357-06	Nickel	152		0.164	2.48	1	03/25/2021 16:01	WG1640232
SB-05-COMP	L1330357-06	Selenium	1.65	J	0.947	2.48	1	03/25/2021 16:01	WG1640232
SB-05-COMP	L1330357-06	Vanadium	66.8		0.627	2.48	1	03/25/2021 16:01	WG1640232
SB-05-COMP	L1330357-06	Zinc	52.6		1.03	6.20	1	03/25/2021 16:01	WG1640232

1 Cp

2 Tc

3 Ss

4 Cn

5 Ds

6 Sr

7 Qc

8 Gl

9 Al

10 Sc

ACCOUNT:

RMD Environmental - Walnut Creek, CA

PROJECT:

01-LP-001 TASK 2

SDG:

L1330357

DATE/TIME:

03/26/21 14:34

PAGE:

6 of 26

Total Solids by Method 2540 G-2011

Analyte	Result	Qualifier	Dilution	Analysis	Batch
	%			date / time	
Total Solids	80.6		1	03/20/2021 15:34	WG1637327

Mercury by Method 7471A

Analyte	Result (dry)	Qualifier	MDL (dry)	RDL (dry)	Dilution	Analysis	Batch
	mg/kg		mg/kg	mg/kg		date / time	
Mercury	0.0693		0.0223	0.0496	1	03/26/2021 11:53	WG1640953

Metals (ICP) by Method 6010B

Analyte	Result (dry)	Qualifier	MDL (dry)	RDL (dry)	Dilution	Analysis	Batch
	mg/kg		mg/kg	mg/kg		date / time	
Antimony	U		0.675	2.48	1	03/25/2021 15:42	WG1640232
Arsenic	U		0.643	2.48	1	03/25/2021 15:42	WG1640232
Barium	107		0.106	0.620	1	03/25/2021 15:42	WG1640232
Beryllium	0.377		0.0391	0.248	1	03/25/2021 15:42	WG1640232
Cadmium	0.324	J	0.0584	0.620	1	03/25/2021 15:42	WG1640232
Chromium	73.7		0.165	1.24	1	03/25/2021 15:42	WG1640232
Cobalt	15.9		0.101	1.24	1	03/25/2021 15:42	WG1640232
Copper	24.5		0.496	2.48	1	03/25/2021 15:42	WG1640232
Lead	5.43		0.258	0.620	1	03/25/2021 15:42	WG1640232
Molybdenum	0.371	J	0.135	0.620	1	03/25/2021 15:42	WG1640232
Nickel	84.2		0.164	2.48	1	03/25/2021 15:42	WG1640232
Selenium	U		0.948	2.48	1	03/25/2021 15:42	WG1640232
Silver	U		0.158	1.24	1	03/25/2021 15:42	WG1640232
Thallium	U		0.489	2.48	1	03/25/2021 15:42	WG1640232
Vanadium	50.5		0.628	2.48	1	03/25/2021 15:42	WG1640232
Zinc	34.5		1.03	6.20	1	03/25/2021 15:42	WG1640232

1 Cp

2 Tc

3 Ss

4 Cn

5 Ds

6 Sr

7 Qc

8 Gl

9 Al

10 Sc

Total Solids by Method 2540 G-2011

Analyte	Result	Qualifier	Dilution	Analysis	Batch
	%			date / time	
Total Solids	86.9		1	03/20/2021 15:34	WG1637327

Mercury by Method 7471A

Analyte	Result (dry)	Qualifier	MDL (dry)	RDL (dry)	Dilution	Analysis	Batch
	mg/kg		mg/kg	mg/kg		date / time	
Mercury	0.0859		0.0207	0.0460	1	03/26/2021 11:56	WG1640953

Metals (ICP) by Method 6010B

Analyte	Result (dry)	Qualifier	MDL (dry)	RDL (dry)	Dilution	Analysis	Batch
	mg/kg		mg/kg	mg/kg		date / time	
Antimony	U		0.626	2.30	1	03/25/2021 15:50	WG1640232
Arsenic	1.26	J	0.596	2.30	1	03/25/2021 15:50	WG1640232
Barium	135		0.0981	0.575	1	03/25/2021 15:50	WG1640232
Beryllium	0.600		0.0363	0.230	1	03/25/2021 15:50	WG1640232
Cadmium	0.491	J	0.0542	0.575	1	03/25/2021 15:50	WG1640232
Chromium	96.8		0.153	1.15	1	03/25/2021 15:50	WG1640232
Cobalt	25.8		0.0933	1.15	1	03/25/2021 15:50	WG1640232
Copper	37.4		0.460	2.30	1	03/25/2021 15:50	WG1640232
Lead	7.68		0.239	0.575	1	03/25/2021 15:50	WG1640232
Molybdenum	U		0.125	0.575	1	03/25/2021 15:50	WG1640232
Nickel	156		0.152	2.30	1	03/25/2021 15:50	WG1640232
Selenium	2.03	J	0.879	2.30	1	03/25/2021 15:50	WG1640232
Silver	U		0.146	1.15	1	03/25/2021 15:50	WG1640232
Thallium	U		0.453	2.30	1	03/25/2021 15:50	WG1640232
Vanadium	61.4		0.582	2.30	1	03/25/2021 15:50	WG1640232
Zinc	44.3		0.958	5.75	1	03/25/2021 15:50	WG1640232

1 Cp

2 Tc

3 Ss

4 Cn

5 Ds

6 Sr

7 Qc

8 Gl

9 Al

10 Sc

Total Solids by Method 2540 G-2011

Analyte	Result	Qualifier	Dilution	Analysis	Batch
	%			date / time	
Total Solids	88.2		1	03/20/2021 15:34	WG1637327

Mercury by Method 7471A

Analyte	Result (dry)	Qualifier	MDL (dry)	RDL (dry)	Dilution	Analysis	Batch
	mg/kg		mg/kg	mg/kg		date / time	
Mercury	0.110		0.0204	0.0454	1	03/26/2021 11:59	WG1640953

Metals (ICP) by Method 6010B

Analyte	Result (dry)	Qualifier	MDL (dry)	RDL (dry)	Dilution	Analysis	Batch
	mg/kg		mg/kg	mg/kg		date / time	
Antimony	U		0.617	2.27	1	03/25/2021 15:53	WG1640232
Arsenic	1.44	J	0.588	2.27	1	03/25/2021 15:53	WG1640232
Barium	143		0.0967	0.567	1	03/25/2021 15:53	WG1640232
Beryllium	0.539		0.0357	0.227	1	03/25/2021 15:53	WG1640232
Cadmium	0.488	J	0.0534	0.567	1	03/25/2021 15:53	WG1640232
Chromium	117		0.151	1.13	1	03/25/2021 15:53	WG1640232
Cobalt	20.5		0.0920	1.13	1	03/25/2021 15:53	WG1640232
Copper	45.8		0.454	2.27	1	03/25/2021 15:53	WG1640232
Lead	7.60		0.236	0.567	1	03/25/2021 15:53	WG1640232
Molybdenum	U		0.124	0.567	1	03/25/2021 15:53	WG1640232
Nickel	171		0.150	2.27	1	03/25/2021 15:53	WG1640232
Selenium	2.19	J	0.867	2.27	1	03/25/2021 15:53	WG1640232
Silver	U		0.144	1.13	1	03/25/2021 15:53	WG1640232
Thallium	U		0.447	2.27	1	03/25/2021 15:53	WG1640232
Vanadium	70.8		0.574	2.27	1	03/25/2021 15:53	WG1640232
Zinc	51.0		0.944	5.67	1	03/25/2021 15:53	WG1640232

¹ Cp² Tc³ Ss⁴ Cn⁵ Ds⁶ Sr⁷ Qc⁸ Gl⁹ Al¹⁰ Sc

Total Solids by Method 2540 G-2011

Analyte	Result	Qualifier	Dilution	Analysis	Batch
	%			date / time	
Total Solids	81.8		1	03/18/2021 17:02	WG1636652

Mercury by Method 7471A

Analyte	Result (dry)	Qualifier	MDL (dry)	RDL (dry)	Dilution	Analysis	Batch
	mg/kg		mg/kg	mg/kg		date / time	
Mercury	0.0504		0.0220	0.0489	1	03/26/2021 12:01	WG1640953

Metals (ICP) by Method 6010B

Analyte	Result (dry)	Qualifier	MDL (dry)	RDL (dry)	Dilution	Analysis	Batch
	mg/kg		mg/kg	mg/kg		date / time	
Antimony	U		0.665	2.45	1	03/25/2021 15:56	WG1640232
Arsenic	U		0.633	2.45	1	03/25/2021 15:56	WG1640232
Barium	131		0.104	0.611	1	03/25/2021 15:56	WG1640232
Beryllium	0.539		0.0385	0.245	1	03/25/2021 15:56	WG1640232
Cadmium	0.504	J	0.0576	0.611	1	03/25/2021 15:56	WG1640232
Chromium	96.6		0.163	1.22	1	03/25/2021 15:56	WG1640232
Cobalt	23.2		0.0991	1.22	1	03/25/2021 15:56	WG1640232
Copper	39.8		0.489	2.45	1	03/25/2021 15:56	WG1640232
Lead	6.25		0.254	0.611	1	03/25/2021 15:56	WG1640232
Molybdenum	U		0.133	0.611	1	03/25/2021 15:56	WG1640232
Nickel	154		0.161	2.45	1	03/25/2021 15:56	WG1640232
Selenium	1.49	J	0.934	2.45	1	03/25/2021 15:56	WG1640232
Silver	U		0.155	1.22	1	03/25/2021 15:56	WG1640232
Thallium	U		0.482	2.45	1	03/25/2021 15:56	WG1640232
Vanadium	66.4		0.619	2.45	1	03/25/2021 15:56	WG1640232
Zinc	48.8		1.02	6.11	1	03/25/2021 15:56	WG1640232

1 Cp

2 Tc

3 Ss

4 Cn

5 Ds

6 Sr

7 Qc

8 Gl

9 Al

10 Sc

Total Solids by Method 2540 G-2011

Analyte	Result	Qualifier	Dilution	Analysis	Batch
	%			date / time	
Total Solids	82.0		1	03/18/2021 17:02	WG1636652

Mercury by Method 7471A

Analyte	Result (dry)	Qualifier	MDL (dry)	RDL (dry)	Dilution	Analysis	Batch
	mg/kg		mg/kg	mg/kg		date / time	
Mercury	0.0404	<u>J</u>	0.0219	0.0488	1	03/26/2021 12:11	WG1640953

Metals (ICP) by Method 6010B

Analyte	Result (dry)	Qualifier	MDL (dry)	RDL (dry)	Dilution	Analysis	Batch
	mg/kg		mg/kg	mg/kg		date / time	
Antimony	U		0.663	2.44	1	03/25/2021 15:59	WG1640232
Arsenic	1.44	<u>J</u>	0.631	2.44	1	03/25/2021 15:59	WG1640232
Barium	109		0.104	0.610	1	03/25/2021 15:59	WG1640232
Beryllium	0.417		0.0384	0.244	1	03/25/2021 15:59	WG1640232
Cadmium	0.398	<u>J</u>	0.0574	0.610	1	03/25/2021 15:59	WG1640232
Chromium	75.8		0.162	1.22	1	03/25/2021 15:59	WG1640232
Cobalt	16.8		0.0989	1.22	1	03/25/2021 15:59	WG1640232
Copper	26.4		0.488	2.44	1	03/25/2021 15:59	WG1640232
Lead	6.33		0.254	0.610	1	03/25/2021 15:59	WG1640232
Molybdenum	U		0.133	0.610	1	03/25/2021 15:59	WG1640232
Nickel	90.6		0.161	2.44	1	03/25/2021 15:59	WG1640232
Selenium	2.08	<u>J</u>	0.931	2.44	1	03/25/2021 15:59	WG1640232
Silver	U		0.155	1.22	1	03/25/2021 15:59	WG1640232
Thallium	U		0.480	2.44	1	03/25/2021 15:59	WG1640232
Vanadium	57.8		0.617	2.44	1	03/25/2021 15:59	WG1640232
Zinc	42.8		1.01	6.10	1	03/25/2021 15:59	WG1640232

¹ Cp² Tc³ Ss⁴ Cn⁵ Ds⁶ Sr⁷ Qc⁸ Gl⁹ Al¹⁰ Sc

Total Solids by Method 2540 G-2011

Analyte	Result	Qualifier	Dilution	Analysis date / time	Batch
Total Solids	80.7		1	03/18/2021 17:02	WG1636652

Mercury by Method 7471A

Analyte	Result (dry) mg/kg	Qualifier	MDL (dry) mg/kg	RDL (dry) mg/kg	Dilution	Analysis date / time	Batch
Mercury	0.0456	<u>J</u>	0.0223	0.0496	1	03/26/2021 12:14	WG1640953

Metals (ICP) by Method 6010B

Analyte	Result (dry) mg/kg	Qualifier	MDL (dry) mg/kg	RDL (dry) mg/kg	Dilution	Analysis date / time	Batch
Antimony	U		0.674	2.48	1	03/25/2021 16:01	WG1640232
Arsenic	1.76	<u>J</u>	0.642	2.48	1	03/25/2021 16:01	WG1640232
Barium	135		0.106	0.620	1	03/25/2021 16:01	WG1640232
Beryllium	0.486		0.0391	0.248	1	03/25/2021 16:01	WG1640232
Cadmium	0.520	<u>J</u>	0.0584	0.620	1	03/25/2021 16:01	WG1640232
Chromium	99.6		0.165	1.24	1	03/25/2021 16:01	WG1640232
Cobalt	23.7		0.101	1.24	1	03/25/2021 16:01	WG1640232
Copper	36.1		0.496	2.48	1	03/25/2021 16:01	WG1640232
Lead	7.12		0.258	0.620	1	03/25/2021 16:01	WG1640232
Molybdenum	U		0.135	0.620	1	03/25/2021 16:01	WG1640232
Nickel	152		0.164	2.48	1	03/25/2021 16:01	WG1640232
Selenium	1.65	<u>J</u>	0.947	2.48	1	03/25/2021 16:01	WG1640232
Silver	U		0.157	1.24	1	03/25/2021 16:01	WG1640232
Thallium	U		0.489	2.48	1	03/25/2021 16:01	WG1640232
Vanadium	66.8		0.627	2.48	1	03/25/2021 16:01	WG1640232
Zinc	52.6		1.03	6.20	1	03/25/2021 16:01	WG1640232

¹ Cp² Tc³ Ss⁴ Cn⁵ Ds⁶ Sr⁷ Qc⁸ Gl⁹ Al¹⁰ Sc

Method Blank (MB)

(MB) R3632676-1 03/18/21 17:02

Analyte	MB Result	<u>MB Qualifier</u>	MB MDL	MB RDL
Total Solids	0.000			

¹Cp

²Tc

³Ss

⁴Cn

⁵Ds

⁶Sr

⁷Qc

⁸Gl

⁹Al

¹⁰Sc

L1327770-13 Original Sample (OS) • Duplicate (DUP)

(OS) L1327770-13 03/18/21 17:02 • (DUP) R3632676-3 03/18/21 17:02

Analyte	Original Result	DUP Result	Dilution	DUP RPD	<u>DUP Qualifier</u>	DUP RPD Limits
Total Solids	87.7	88.4	1	0.819		10

Laboratory Control Sample (LCS)

(LCS) R3632676-2 03/18/21 17:02

Analyte	Spike Amount	LCS Result	LCS Rec.	Rec. Limits	<u>LCS Qualifier</u>
Total Solids	50.0	50.0	100	85.0-115	

Method Blank (MB)

(MB) R3633181-1 03/20/21 15:34

Analyte	MB Result	MB Qualifier	MB MDL	MB RDL
Total Solids	0.000			

1Cp

2Tc

3Ss

L1328376-02 Original Sample (OS) • Duplicate (DUP)

(OS) L1328376-02 03/20/21 15:34 • (DUP) R3633181-3 03/20/21 15:34

Analyte	Original Result	DUP Result	Dilution	DUP RPD	DUP Qualifier	DUP RPD Limits
Total Solids	85.0	86.1	1	1.20		10

4Cn

5Ds

6Sr

Laboratory Control Sample (LCS)

(LCS) R3633181-2 03/20/21 15:34

Analyte	Spike Amount	LCS Result	LCS Rec.	Rec. Limits	LCS Qualifier
Total Solids	50.0	50.0	100	85.0-115	

7Qc

8Gl

9Al

10Sc

Method Blank (MB)

(MB) R3635165-1 03/26/21 11:25

	MB Result	MB Qualifier	MB MDL	MB RDL
Analyte	mg/kg		mg/kg	mg/kg
Mercury	U		0.0180	0.0400

Laboratory Control Sample (LCS)

(LCS) R3635165-2 03/26/21 11:28

	Spike Amount	LCS Result	LCS Rec.	Rec. Limits	LCS Qualifier
Analyte	mg/kg	mg/kg	%	%	
Mercury	0.500	0.506	101	80.0-120	

L1329260-20 Original Sample (OS) • Matrix Spike (MS) • Matrix Spike Duplicate (MSD)

(OS) L1329260-20 03/26/21 11:30 • (MS) R3635165-3 03/26/21 11:38 • (MSD) R3635165-4 03/26/21 11:41

	Spike Amount	Original Result	MS Result	MSD Result	MS Rec.	MSD Rec.	Dilution	Rec. Limits	MS Qualifier	MSD Qualifier	RPD	RPD Limits
Analyte	mg/kg	mg/kg	mg/kg	mg/kg	%	%		%			%	%
Mercury	0.500	0.0416	0.523	0.530	96.4	97.8	1	75.0-125			1.32	20

1Cp

2Tc

3Ss

4Cn

5Ds

6Sr

7Qc

8Gl

9Al

10Sc

Method Blank (MB)

(MB) R3634945-1 03/25/21 14:46

Analyte	MB Result mg/kg	MB Qualifier	MB MDL mg/kg	MB RDL mg/kg
Antimony	U		0.544	2.00
Arsenic	U		0.518	2.00
Barium	U		0.0852	0.500
Beryllium	U		0.0315	0.200
Cadmium	U		0.0471	0.500
Chromium	U		0.133	1.00
Cobalt	U		0.0811	1.00
Copper	U		0.400	2.00
Lead	U		0.208	0.500
Molybdenum	U		0.109	0.500
Nickel	U		0.132	2.00
Selenium	U		0.764	2.00
Silver	U		0.127	1.00
Thallium	U		0.394	2.00
Vanadium	U		0.506	2.00

¹Cp

²Tc

³Ss

⁴Cn

⁵Ds

⁶Sr

⁷Qc

⁸Gl

⁹Al

¹⁰Sc

Method Blank (MB)

(MB) R3635005-1 03/25/21 22:18

Analyte	MB Result mg/kg	MB Qualifier	MB MDL mg/kg	MB RDL mg/kg
Zinc	U		0.832	5.00

Laboratory Control Sample (LCS)

(LCS) R3634945-2 03/25/21 14:49

Analyte	Spike Amount mg/kg	LCS Result mg/kg	LCS Rec. %	Rec. Limits %	LCS Qualifier
Antimony	100	97.6	97.6	80.0-120	
Arsenic	100	96.8	96.8	80.0-120	
Barium	100	103	103	80.0-120	
Beryllium	100	97.5	97.5	80.0-120	
Cadmium	100	97.7	97.7	80.0-120	
Chromium	100	98.2	98.2	80.0-120	
Cobalt	100	101	101	80.0-120	
Copper	100	97.4	97.4	80.0-120	
Lead	100	97.4	97.4	80.0-120	
Molybdenum	100	103	103	80.0-120	
Nickel	100	100	100	80.0-120	

Laboratory Control Sample (LCS)

(LCS) R3634945-2 03/25/21 14:49

Analyte	Spike Amount mg/kg	LCS Result mg/kg	LCS Rec. %	Rec. Limits %	<u>LCS Qualifier</u>
Selenium	100	99.9	99.9	80.0-120	
Silver	20.0	18.9	94.5	80.0-120	
Thallium	100	98.2	98.2	80.0-120	
Vanadium	100	101	101	80.0-120	

Laboratory Control Sample (LCS)

(LCS) R3635005-2 03/25/21 22:20

Analyte	Spike Amount mg/kg	LCS Result mg/kg	LCS Rec. %	Rec. Limits %	<u>LCS Qualifier</u>
Zinc	100	97.3	97.3	80.0-120	

L1328977-01 Original Sample (OS) • Matrix Spike (MS) • Matrix Spike Duplicate (MSD)

(OS) L1328977-01 03/25/21 14:52 • (MS) R3634945-5 03/25/21 15:00 • (MSD) R3634945-6 03/25/21 15:02

Analyte	Spike Amount (dry) mg/kg	Original Result (dry) mg/kg	MS Result (dry) mg/kg	MSD Result (dry) mg/kg	MS Rec. %	MSD Rec. %	Dilution	Rec. Limits %	<u>MS Qualifier</u>	<u>MSD Qualifier</u>	RPD %	RPD Limits %
Antimony	114	U	89.6	94.3	78.8	83.0	1	75.0-125			5.20	20
Arsenic	114	2.28	96.5	103	82.9	88.3	1	75.0-125			6.13	20
Barium	114	108	199	199	80.2	80.2	1	75.0-125			0.0118	20
Beryllium	114	0.391	99.7	104	87.4	91.6	1	75.0-125			4.68	20
Cadmium	114	0.478	102	107	89.5	93.3	1	75.0-125			4.17	20
Chromium	114	93.5	178	182	74.0	77.9	1	75.0-125	J6		2.45	20
Cobalt	114	21.3	130	137	96.1	102	1	75.0-125			5.10	20
Copper	114	35.1	128	135	82.1	87.9	1	75.0-125			5.00	20
Lead	114	5.77	113	118	93.9	98.6	1	75.0-125			4.64	20
Molybdenum	114	U	100	105	88.1	92.4	1	75.0-125			4.73	20
Nickel	114	125	204	226	69.2	88.5	1	75.0-125	J6		10.2	20
Selenium	114	1.65	96.2	103	83.2	89.3	1	75.0-125			6.92	20
Silver	22.7	U	20.0	20.8	88.0	91.4	1	75.0-125			3.79	20
Thallium	114	U	104	108	91.1	94.8	1	75.0-125			3.91	20
Vanadium	114	72.7	150	161	67.6	77.4	1	75.0-125	J6		7.21	20

¹Cp

²Tc

³Ss

⁴Cn

⁵Ds

⁶Sr

⁷Qc

⁸Gl

⁹Al

¹⁰Sc

L1328977-01 Original Sample (OS) • Matrix Spike (MS) • Matrix Spike Duplicate (MSD)

(OS) L1328977-01 03/25/21 22:23 • (MS) R3635005-5 03/25/21 22:31 • (MSD) R3635005-6 03/25/21 22:34

	Spike Amount (dry)	Original Result (dry)	MS Result (dry)	MSD Result (dry)	MS Rec.	MSD Rec.	Dilution	Rec. Limits	<u>MS Qualifier</u>	<u>MSD Qualifier</u>	RPD	RPD Limits
Analyte	mg/kg	mg/kg	mg/kg	mg/kg	%	%		%			%	%
Zinc	114	51.6	142	146	79.4	83.1	1	75.0-125			2.90	20

¹Cp

²Tc

³Ss

⁴Cn

⁵Ds

⁶Sr

⁷Qc

⁸Gl

⁹Al

¹⁰Sc

GLOSSARY OF TERMS

Guide to Reading and Understanding Your Laboratory Report

The information below is designed to better explain the various terms used in your report of analytical results from the Laboratory. This is not intended as a comprehensive explanation, and if you have additional questions please contact your project representative.

Results Disclaimer - Information that may be provided by the customer, and contained within this report, include Permit Limits, Project Name, Sample ID, Sample Matrix, Sample Preservation, Field Blanks, Field Spikes, Field Duplicates, On-Site Data, Sampling Collection Dates/Times, and Sampling Location. Results relate to the accuracy of this information provided, and as the samples are received.

Abbreviations and Definitions

(dry)	Results are reported based on the dry weight of the sample. [this will only be present on a dry report basis for soils].
MDL	Method Detection Limit.
MDL (dry)	Method Detection Limit.
RDL	Reported Detection Limit.
RDL (dry)	Reported Detection Limit.
Rec.	Recovery.
RPD	Relative Percent Difference.
SDG	Sample Delivery Group.
U	Not detected at the Reporting Limit (or MDL where applicable).
Analyte	The name of the particular compound or analysis performed. Some Analyses and Methods will have multiple analytes reported.
Dilution	If the sample matrix contains an interfering material, the sample preparation volume or weight values differ from the standard, or if concentrations of analytes in the sample are higher than the highest limit of concentration that the laboratory can accurately report, the sample may be diluted for analysis. If a value different than 1 is used in this field, the result reported has already been corrected for this factor.
Limits	These are the target % recovery ranges or % difference value that the laboratory has historically determined as normal for the method and analyte being reported. Successful QC Sample analysis will target all analytes recovered or duplicated within these ranges.
Original Sample	The non-spiked sample in the prep batch used to determine the Relative Percent Difference (RPD) from a quality control sample. The Original Sample may not be included within the reported SDG.
Qualifier	This column provides a letter and/or number designation that corresponds to additional information concerning the result reported. If a Qualifier is present, a definition per Qualifier is provided within the Glossary and Definitions page and potentially a discussion of possible implications of the Qualifier in the Case Narrative if applicable.
Result	The actual analytical final result (corrected for any sample specific characteristics) reported for your sample. If there was no measurable result returned for a specific analyte, the result in this column may state "ND" (Not Detected) or "BDL" (Below Detectable Levels). The information in the results column should always be accompanied by either an MDL (Method Detection Limit) or RDL (Reporting Detection Limit) that defines the lowest value that the laboratory could detect or report for this analyte.
Uncertainty (Radiochemistry)	Confidence level of 2 sigma.
Case Narrative (Cn)	A brief discussion about the included sample results, including a discussion of any non-conformances to protocol observed either at sample receipt by the laboratory from the field or during the analytical process. If present, there will be a section in the Case Narrative to discuss the meaning of any data qualifiers used in the report.
Quality Control Summary (Qc)	This section of the report includes the results of the laboratory quality control analyses required by procedure or analytical methods to assist in evaluating the validity of the results reported for your samples. These analyses are not being performed on your samples typically, but on laboratory generated material.
Sample Chain of Custody (Sc)	This is the document created in the field when your samples were initially collected. This is used to verify the time and date of collection, the person collecting the samples, and the analyses that the laboratory is requested to perform. This chain of custody also documents all persons (excluding commercial shippers) that have had control or possession of the samples from the time of collection until delivery to the laboratory for analysis.
Sample Results (Sr)	This section of your report will provide the results of all testing performed on your samples. These results are provided by sample ID and are separated by the analyses performed on each sample. The header line of each analysis section for each sample will provide the name and method number for the analysis reported.
Sample Summary (Ss)	This section of the Analytical Report defines the specific analyses performed for each sample ID, including the dates and times of preparation and/or analysis.

Qualifier Description

J	The identification of the analyte is acceptable; the reported value is an estimate.
J6	The sample matrix interfered with the ability to make any accurate determination; spike value is low.

¹ Cp
² Tc
³ Ss
⁴ Cn
⁵ Ds
⁶ Sr
⁷ Qc
⁸ Gl
⁹ Al
¹⁰ Sc

ACCREDITATIONS & LOCATIONS

Pace Analytical National 12065 Lebanon Rd Mount Juliet, TN 37122

Alabama	40660	Nebraska	NE-OS-15-05
Alaska	17-026	Nevada	TN000032021-1
Arizona	AZ0612	New Hampshire	2975
Arkansas	88-0469	New Jersey--NELAP	TN002
California	2932	New Mexico ¹	TN00003
Colorado	TN00003	New York	11742
Connecticut	PH-0197	North Carolina	Env375
Florida	E87487	North Carolina ¹	DW21704
Georgia	NELAP	North Carolina ³	41
Georgia ¹	923	North Dakota	R-140
Idaho	TN00003	Ohio--VAP	CL0069
Illinois	200008	Oklahoma	9915
Indiana	C-TN-01	Oregon	TN200002
Iowa	364	Pennsylvania	68-02979
Kansas	E-10277	Rhode Island	LA000356
Kentucky ^{1,6}	KY90010	South Carolina	84004002
Kentucky ²	16	South Dakota	n/a
Louisiana	AI30792	Tennessee ^{1,4}	2006
Louisiana	LA018	Texas	T104704245-20-18
Maine	TN00003	Texas ⁵	LAB0152
Maryland	324	Utah	TN000032021-11
Massachusetts	M-TN003	Vermont	VT2006
Michigan	9958	Virginia	110033
Minnesota	047-999-395	Washington	C847
Mississippi	TN00003	West Virginia	233
Missouri	340	Wisconsin	998093910
Montana	CERT0086	Wyoming	A2LA
A2LA -- ISO 17025	1461.01	AIHA-LAP,LLC EMLAP	100789
A2LA -- ISO 17025 ⁵	1461.02	DOD	1461.01
Canada	1461.01	USDA	P330-15-00234
EPA--Crypto	TN00003		

¹ Drinking Water ² Underground Storage Tanks ³ Aquatic Toxicity ⁴ Chemical/Microbiological ⁵ Mold ⁶ Wastewater n/a Accreditation not applicable

* Not all certifications held by the laboratory are applicable to the results reported in the attached report.

* Accreditation is only applicable to the test methods specified on each scope of accreditation held by Pace Analytical.



RMD Environmental - Walnut Creek, CA

Sample Delivery Group: L1345033
Samples Received: 03/17/2021
Project Number: 01-LP-001
Description: Lane Partners, 222 E 4th St

Report To: Erin Male
1371 Oakland Blvd.
Suite 200
Walnut Creek, CA 94596

Entire Report Reviewed By:



Jordan N Zito
Project Manager

Results relate only to the items tested or calibrated and are reported as rounded values. This test report shall not be reproduced, except in full, without written approval of the laboratory. Where applicable, sampling conducted by Pace Analytical National is performed per guidance provided in laboratory standard operating procedures ENV-SOP-MTJL-0067 and ENV-SOP-MTJL-0068. Where sampling conducted by the customer, results relate to the accuracy of the information provided, and as the samples are received.

Pace Analytical National12065 Lebanon Rd Mount Juliet, TN 37122 615-758-5858 800-767-5859 www.pacenational.com

TABLE OF CONTENTS

Cp: Cover Page	1
Tc: Table of Contents	2
Ss: Sample Summary	3
Cn: Case Narrative	5
Ds: Detection Summary	6
Sr: Sample Results	7
SB-08-COMP L1345033-01	7
SB-03-COMP L1345033-02	8
SB-02-COMP L1345033-03	9
SB-07-COMP L1345033-04	10
SB-11-COMP L1345033-05	11
SB-06-COMP L1345033-06	12
SB-09-COMP L1345033-07	13
SB-01-COMP L1345033-08	14
SB-04-COMP L1345033-09	15
SB-05-COMP L1345033-10	16
SB-10-COMP L1345033-11	17
Qc: Quality Control Summary	18
Metals (ICP) by Method 6010B	18
Gl: Glossary of Terms	21
Al: Accreditations & Locations	22
Sc: Sample Chain of Custody	23

¹ Cp
² Tc
³ Ss
⁴ Cn
⁵ Ds
⁶ Sr
⁷ Qc
⁸ Gl
⁹ Al
¹⁰ Sc

SAMPLE SUMMARY

SB-08-COMP L1345033-01 GW

				Collected by Erin Male	Collected date/time 03/18/21 00:00	Received date/time 03/20/21 10:00
Method	Batch	Dilution	Preparation date/time	Analysis date/time	Analyst	Location
Preparation by Method 22CCRA2	WG1662596	1	05/01/21 17:52	05/01/21 17:52	IDW	Mt. Juliet, TN
Metals (ICP) by Method 6010B	WG1663979	9	05/07/21 21:28	05/08/21 02:26	KMG	Mt. Juliet, TN

¹ Cp

² Tc

³ Ss

SB-03-COMP L1345033-02 GW

				Collected by Erin Male	Collected date/time 03/18/21 00:00	Received date/time 03/20/21 10:00
Method	Batch	Dilution	Preparation date/time	Analysis date/time	Analyst	Location
Preparation by Method 22CCRA2	WG1662596	1	05/01/21 17:52	05/01/21 17:52	IDW	Mt. Juliet, TN
Metals (ICP) by Method 6010B	WG1663979	9	05/07/21 21:28	05/08/21 02:29	KMG	Mt. Juliet, TN

⁴ Cn

⁵ Ds

⁶ Sr

SB-02-COMP L1345033-03 GW

				Collected by Erin Male	Collected date/time 03/17/21 00:00	Received date/time 03/19/21 11:00
Method	Batch	Dilution	Preparation date/time	Analysis date/time	Analyst	Location
Preparation by Method 22CCRA2	WG1667437	1	05/10/21 15:44	05/10/21 15:44	IDW	Mt. Juliet, TN
Metals (ICP) by Method 6010B	WG1669651	9	05/13/21 05:57	05/13/21 11:17	KMG	Mt. Juliet, TN

⁷ Qc

⁸ Gl

⁹ Al

SB-07-COMP L1345033-04 GW

				Collected by Erin Male	Collected date/time 03/17/21 00:00	Received date/time 03/19/21 11:00
Method	Batch	Dilution	Preparation date/time	Analysis date/time	Analyst	Location
Preparation by Method 22CCRA2	WG1667437	1	05/10/21 15:44	05/10/21 15:44	IDW	Mt. Juliet, TN
Metals (ICP) by Method 6010B	WG1669651	9	05/13/21 05:57	05/13/21 11:28	KMG	Mt. Juliet, TN

¹⁰ Sc

SB-11-COMP L1345033-05 GW

				Collected by Erin Male	Collected date/time 03/17/21 00:00	Received date/time 03/19/21 11:00
Method	Batch	Dilution	Preparation date/time	Analysis date/time	Analyst	Location
Preparation by Method 22CCRA2	WG1667437	1	05/10/21 15:44	05/10/21 15:44	IDW	Mt. Juliet, TN
Metals (ICP) by Method 6010B	WG1669651	9	05/13/21 05:57	05/13/21 11:31	KMG	Mt. Juliet, TN

SB-06-COMP L1345033-06 GW

				Collected by Erin Male	Collected date/time 03/16/21 00:00	Received date/time 03/18/21 12:30
Method	Batch	Dilution	Preparation date/time	Analysis date/time	Analyst	Location
Preparation by Method 22CCRA2	WG1662596	1	05/01/21 17:52	05/01/21 17:52	IDW	Mt. Juliet, TN
Metals (ICP) by Method 6010B	WG1663979	9	05/07/21 21:28	05/08/21 02:32	KMG	Mt. Juliet, TN

SB-09-COMP L1345033-07 GW

				Collected by Erin Male	Collected date/time 03/16/21 00:00	Received date/time 03/18/21 12:30
Method	Batch	Dilution	Preparation date/time	Analysis date/time	Analyst	Location
Preparation by Method 22CCRA2	WG1662596	1	05/01/21 17:52	05/01/21 17:52	IDW	Mt. Juliet, TN
Metals (ICP) by Method 6010B	WG1663979	9	05/07/21 21:28	05/08/21 02:35	KMG	Mt. Juliet, TN

SAMPLE SUMMARY

SB-01-COMP L1345033-08 GW

Collected by
Erin Male

Collected date/time
03/15/21 00:00

Received date/time
03/17/21 11:00

Method	Batch	Dilution	Preparation date/time	Analysis date/time	Analyst	Location
Preparation by Method 22CCRA2	WG1662596	1	05/01/21 17:52	05/01/21 17:52	IDW	Mt. Juliet, TN
Metals (ICP) by Method 6010B	WG1663979	9	05/07/21 21:28	05/08/21 02:43	KMG	Mt. Juliet, TN

¹Cp

²Tc

³Ss

SB-04-COMP L1345033-09 GW

Collected by
Erin Male

Collected date/time
03/15/21 00:00

Received date/time
03/17/21 11:00

Method	Batch	Dilution	Preparation date/time	Analysis date/time	Analyst	Location
Preparation by Method 22CCRA2	WG1662596	1	05/01/21 17:52	05/01/21 17:52	IDW	Mt. Juliet, TN
Metals (ICP) by Method 6010B	WG1663979	9	05/07/21 21:28	05/08/21 02:46	KMG	Mt. Juliet, TN

⁴Cn

⁵Ds

⁶Sr

SB-05-COMP L1345033-10 GW

Collected by
Erin Male

Collected date/time
03/15/21 00:00

Received date/time
03/17/21 11:00

Method	Batch	Dilution	Preparation date/time	Analysis date/time	Analyst	Location
Preparation by Method 22CCRA2	WG1662596	1	05/01/21 17:52	05/01/21 17:52	IDW	Mt. Juliet, TN
Metals (ICP) by Method 6010B	WG1663979	9	05/07/21 21:28	05/08/21 02:48	KMG	Mt. Juliet, TN

⁷Qc

⁸Gl

⁹Al

SB-10-COMP L1345033-11 Waste

Collected by
Erin Male

Collected date/time
03/16/21 00:00

Received date/time
03/18/21 12:30

Method	Batch	Dilution	Preparation date/time	Analysis date/time	Analyst	Location
Preparation by Method 1311	WG1669011	1	05/12/21 16:58	05/12/21 16:58	TM	Mt. Juliet, TN
Metals (ICP) by Method 6010B	WG1669902	1	05/13/21 11:10	05/13/21 15:01	KMG	Mt. Juliet, TN

¹⁰Sc

CASE NARRATIVE

All sample aliquots were received at the correct temperature, in the proper containers, with the appropriate preservatives, and within method specified holding times, unless qualified or notated within the report. Where applicable, all MDL (LOD) and RDL (LOQ) values reported for environmental samples have been corrected for the dilution factor used in the analysis. All Method and Batch Quality Control are within established criteria except where addressed in this case narrative, a non-conformance form or properly qualified within the sample results. By my digital signature below, I affirm to the best of my knowledge, all problems/anomalies observed by the laboratory as having the potential to affect the quality of the data have been identified by the laboratory, and no information or data have been knowingly withheld that would affect the quality of the data.



Jordan N Zito
Project Manager

¹ Cp

² Tc

³ Ss

⁴ Cn

⁵ Ds

⁶ Sr

⁷ Qc

⁸ Gl

⁹ Al

¹⁰ Sc

DETECTION SUMMARY

Metals (ICP) by Method 6010B

Client ID	Lab Sample ID	Analyte	Result ug/l	Qualifier	MDL ug/l	RDL ug/l	Dilution	Analysis date / time	Batch	¹ Cp
SB-08-COMP	L1345033-01	Chromium	143		12.6	90.0	9	05/08/2021 02:26	WG1663979	² Tc
SB-03-COMP	L1345033-02	Chromium	245		12.6	90.0	9	05/08/2021 02:29	WG1663979	
SB-02-COMP	L1345033-03	Chromium	190	O1	12.6	90.0	9	05/13/2021 11:17	WG1669651	³ Ss
SB-07-COMP	L1345033-04	Chromium	266		12.6	90.0	9	05/13/2021 11:28	WG1669651	
SB-11-COMP	L1345033-05	Chromium	615		12.6	90.0	9	05/13/2021 11:31	WG1669651	
SB-06-COMP	L1345033-06	Chromium	345		12.6	90.0	9	05/08/2021 02:32	WG1663979	⁴ Cn
SB-09-COMP	L1345033-07	Chromium	85.8	J	12.6	90.0	9	05/08/2021 02:35	WG1663979	
SB-01-COMP	L1345033-08	Chromium	137		12.6	90.0	9	05/08/2021 02:43	WG1663979	⁵ Ds
SB-04-COMP	L1345033-09	Chromium	166		12.6	90.0	9	05/08/2021 02:46	WG1663979	
SB-05-COMP	L1345033-10	Chromium	289		12.6	90.0	9	05/08/2021 02:48	WG1663979	⁶ Sr
										⁷ Qc
										⁸ Gl
										⁹ Al
										¹⁰ Sc

Preparation by Method 1311/22CCRA2

Analyte	Result	Qualifier	Prep date / time	Batch
STLC Extraction	-		5/1/2021 5:52:53 PM	WG1662596
Final pH	5.33		5/1/2021 5:52:53 PM	WG1662596

Metals (ICP) by Method 6010B

Analyte	Result ug/l	Qualifier	MDL ug/l	RDL ug/l	Dilution	Analysis date / time	Batch
Chromium	143		12.6	90.0	9	05/08/2021 02:26	WG1663979

¹Cp

²Tc

³Ss

⁴Cn

⁵Ds

⁶Sr

⁷Qc

⁸Gl

⁹Al

¹⁰Sc

Preparation by Method 1311/22CCRA2

Analyte	Result	Qualifier	Prep date / time	Batch
STLC Extraction	-		5/1/2021 5:52:53 PM	WG1662596
Final pH	5.32		5/1/2021 5:52:53 PM	WG1662596

Metals (ICP) by Method 6010B

Analyte	Result ug/l	Qualifier	MDL ug/l	RDL ug/l	Dilution	Analysis date / time	Batch
Chromium	245		12.6	90.0	9	05/08/2021 02:29	WG1663979

¹Cp

²Tc

³Ss

⁴Cn

⁵Ds

⁶Sr

⁷Qc

⁸Gl

⁹Al

¹⁰Sc

Preparation by Method 1311/22CCRA2

Analyte	Result	Qualifier	Prep date / time	Batch
STLC Extraction	-		5/10/2021 3:44:25 PM	WG1667437
Final pH	4.99		5/10/2021 3:44:25 PM	WG1667437

Metals (ICP) by Method 6010B

Analyte	Result ug/l	Qualifier	MDL ug/l	RDL ug/l	Dilution	Analysis date / time	Batch
Chromium	190	O1	12.6	90.0	9	05/13/2021 11:17	WG1669651

1Cp

2Tc

3Ss

4Cn

5Ds

6Sr

7Qc

8Gl

9Al

10Sc

Preparation by Method 1311/22CCRA2

Analyte	Result	Qualifier	Prep date / time	Batch
STLC Extraction	-		5/10/2021 3:44:25 PM	WG1667437
Final pH	5.06		5/10/2021 3:44:25 PM	WG1667437

Metals (ICP) by Method 6010B

Analyte	Result ug/l	Qualifier	MDL ug/l	RDL ug/l	Dilution	Analysis date / time	Batch
Chromium	266		12.6	90.0	9	05/13/2021 11:28	WG1669651

¹Cp

²Tc

³Ss

⁴Cn

⁵Ds

⁶Sr

⁷Qc

⁸Gl

⁹Al

¹⁰Sc

Preparation by Method 1311/22CCRA2

Analyte	Result	Qualifier	Prep date / time	Batch
STLC Extraction	-		5/10/2021 3:44:25 PM	WG1667437
Final pH	4.98		5/10/2021 3:44:25 PM	WG1667437

Metals (ICP) by Method 6010B

Analyte	Result ug/l	Qualifier	MDL ug/l	RDL ug/l	Dilution	Analysis date / time	Batch
Chromium	615		12.6	90.0	9	05/13/2021 11:31	WG1669651

¹Cp

²Tc

³Ss

⁴Cn

⁵Ds

⁶Sr

⁷Qc

⁸Gl

⁹Al

¹⁰Sc

Preparation by Method 1311/22CCRA2

Analyte	Result	Qualifier	Prep date / time	Batch
STLC Extraction	-		5/1/2021 5:52:53 PM	WG1662596
Final pH	5.29		5/1/2021 5:52:53 PM	WG1662596

Metals (ICP) by Method 6010B

Analyte	Result ug/l	Qualifier	MDL ug/l	RDL ug/l	Dilution	Analysis date / time	Batch
Chromium	345		12.6	90.0	9	05/08/2021 02:32	WG1663979

¹Cp

²Tc

³Ss

⁴Cn

⁵Ds

⁶Sr

⁷Qc

⁸Gl

⁹Al

¹⁰Sc

Preparation by Method 1311/22CCRA2

Analyte	Result	Qualifier	Prep date / time	Batch
STLC Extraction	-		5/1/2021 5:52:53 PM	WG1662596
Final pH	5.20		5/1/2021 5:52:53 PM	WG1662596

Metals (ICP) by Method 6010B

Analyte	Result ug/l	Qualifier	MDL ug/l	RDL ug/l	Dilution	Analysis date / time	Batch
Chromium	85.8	J	12.6	90.0	9	05/08/2021 02:35	WG1663979

¹Cp

²Tc

³Ss

⁴Cn

⁵Ds

⁶Sr

⁷Qc

⁸Gl

⁹Al

¹⁰Sc

Preparation by Method 1311/22CCRA2

Analyte	Result	Qualifier	Prep date / time	Batch
STLC Extraction	-		5/1/2021 5:52:53 PM	WG1662596
Final pH	5.17		5/1/2021 5:52:53 PM	WG1662596

Metals (ICP) by Method 6010B

Analyte	Result ug/l	Qualifier	MDL ug/l	RDL ug/l	Dilution	Analysis date / time	Batch
Chromium	137		12.6	90.0	9	05/08/2021 02:43	WG1663979

¹Cp

²Tc

³Ss

⁴Cn

⁵Ds

⁶Sr

⁷Qc

⁸Gl

⁹Al

¹⁰Sc

Preparation by Method 1311/22CCRA2

Analyte	Result	Qualifier	Prep date / time	Batch
STLC Extraction	-		5/1/2021 5:52:53 PM	WG1662596
Final pH	5.26		5/1/2021 5:52:53 PM	WG1662596

Metals (ICP) by Method 6010B

Analyte	Result ug/l	Qualifier	MDL ug/l	RDL ug/l	Dilution	Analysis date / time	Batch
Chromium	166		12.6	90.0	9	05/08/2021 02:46	WG1663979

¹Cp

²Tc

³Ss

⁴Cn

⁵Ds

⁶Sr

⁷Qc

⁸Gl

⁹Al

¹⁰Sc

Preparation by Method 1311/22CCRA2

Analyte	Result	Qualifier	Prep date / time	Batch
STLC Extraction	-		5/1/2021 5:52:53 PM	WG1662596
Final pH	5.15		5/1/2021 5:52:53 PM	WG1662596

Metals (ICP) by Method 6010B

Analyte	Result ug/l	Qualifier	MDL ug/l	RDL ug/l	Dilution	Analysis date / time	Batch
Chromium	289		12.6	90.0	9	05/08/2021 02:48	WG1663979

¹Cp

²Tc

³Ss

⁴Cn

⁵Ds

⁶Sr

⁷Qc

⁸Gl

⁹Al

¹⁰Sc

Preparation by Method 1311/22CCRA2

Analyte	Result	Qualifier	Prep date / time	Batch
TCLP Extraction	-		5/12/2021 4:58:12 PM	WG1669011
Fluid	1		5/12/2021 4:58:12 PM	WG1669011
Initial pH	4.86		5/12/2021 4:58:12 PM	WG1669011
Final pH	4.92		5/12/2021 4:58:12 PM	WG1669011

Metals (ICP) by Method 6010B

Analyte	Result mg/l	Qualifier	RDL mg/l	Limit mg/l	Dilution	Analysis date / time	Batch
Chromium	ND		0.100	5	1	05/13/2021 15:01	WG1669902

¹Cp

²Tc

³Ss

⁴Cn

⁵Ds

⁶Sr

⁷Qc

⁸Gl

⁹Al

¹⁰Sc

Method Blank (MB)

(MB) R3651956-1 05/08/21 02:10

	MB Result	MB Qualifier	MB MDL	MB RDL
Analyte	ug/l		ug/l	ug/l
Chromium	U		12.6	90.0

Laboratory Control Sample (LCS)

(LCS) R3651956-2 05/08/21 02:13

	Spike Amount	LCS Result	LCS Rec.	Rec. Limits	LCS Qualifier
Analyte	ug/l	ug/l	%	%	
Chromium	1000	1050	105	80.0-120	

L1346978-01 Original Sample (OS) • Matrix Spike (MS) • Matrix Spike Duplicate (MSD)

(OS) L1346978-01 05/08/21 02:15 • (MS) R3651956-4 05/08/21 02:21 • (MSD) R3651956-5 05/08/21 02:24

	Spike Amount	Original Result	MS Result	MSD Result	MS Rec.	MSD Rec.	Dilution	Rec. Limits	MS Qualifier	MSD Qualifier	RPD	RPD Limits
Analyte	ug/l	ug/l	ug/l	ug/l	%	%		%			%	%
Chromium	9000	112	9480	9510	104	104	9	75.0-125			0.410	20

¹Cp

²Tc

³Ss

⁴Cn

⁵Ds

⁶Sr

⁷Qc

⁸Gl

⁹Al

¹⁰Sc

Method Blank (MB)

(MB) R3654175-1 05/13/21 11:11

	MB Result	MB Qualifier	MB MDL	MB RDL
Analyte	ug/l		ug/l	ug/l
Chromium	U		12.6	90.0

Laboratory Control Sample (LCS)

(LCS) R3654175-2 05/13/21 11:14

	Spike Amount	LCS Result	LCS Rec.	Rec. Limits	LCS Qualifier
Analyte	ug/l	ug/l	%	%	
Chromium	1000	1010	101	80.0-120	

L1345033-03 Original Sample (OS) • Matrix Spike (MS) • Matrix Spike Duplicate (MSD)

(OS) L1345033-03 05/13/21 11:17 • (MS) R3654175-4 05/13/21 11:22 • (MSD) R3654175-5 05/13/21 11:25

	Spike Amount	Original Result	MS Result	MSD Result	MS Rec.	MSD Rec.	Dilution	Rec. Limits	MS Qualifier	MSD Qualifier	RPD	RPD Limits
Analyte	ug/l	ug/l	ug/l	ug/l	%	%		%			%	%
Chromium	9000	190	9200	9320	100	101	9	75.0-125			1.26	20

¹Cp

²Tc

³Ss

⁴Cn

⁵Ds

⁶Sr

⁷Qc

⁸Gl

⁹Al

¹⁰Sc

Method Blank (MB)

(MB) R3654178-1 05/13/21 14:37

Analyte	MB Result mg/l	MB Qualifier	MB MDL mg/l	MB RDL mg/l
Chromium	U		0.0330	0.100

Laboratory Control Sample (LCS)

(LCS) R3654178-2 05/13/21 14:39

Analyte	Spike Amount mg/l	LCS Result mg/l	LCS Rec. %	Rec. Limits %	LCS Qualifier
Chromium	10.0	9.29	92.9	80.0-120	

L1347124-01 Original Sample (OS) • Matrix Spike (MS) • Matrix Spike Duplicate (MSD)

(OS) L1347124-01 05/13/21 14:42 • (MS) R3654178-4 05/13/21 14:47 • (MSD) R3654178-5 05/13/21 14:50

Analyte	Spike Amount mg/l	Original Result mg/l	MS Result mg/l	MSD Result mg/l	MS Rec. %	MSD Rec. %	Dilution	Rec. Limits %	MS Qualifier	MSD Qualifier	RPD %	RPD Limits %
Chromium	10.0	ND	9.41	9.46	94.1	94.6	1	75.0-125			0.589	20

L1349291-02 Original Sample (OS) • Matrix Spike (MS) • Matrix Spike Duplicate (MSD)

(OS) L1349291-02 05/13/21 14:53 • (MS) R3654178-6 05/13/21 14:55 • (MSD) R3654178-7 05/13/21 14:58

Analyte	Spike Amount mg/l	Original Result mg/l	MS Result mg/l	MSD Result mg/l	MS Rec. %	MSD Rec. %	Dilution	Rec. Limits %	MS Qualifier	MSD Qualifier	RPD %	RPD Limits %
Chromium	10.0	ND	9.49	9.42	94.9	94.2	1	75.0-125			0.711	20

¹Cp

²Tc

³Ss

⁴Cn

⁵Ds

⁶Sr

⁷Qc

⁸Gl

⁹Al

¹⁰Sc

GLOSSARY OF TERMS

Guide to Reading and Understanding Your Laboratory Report

The information below is designed to better explain the various terms used in your report of analytical results from the Laboratory. This is not intended as a comprehensive explanation, and if you have additional questions please contact your project representative.

Results Disclaimer - Information that may be provided by the customer, and contained within this report, include Permit Limits, Project Name, Sample ID, Sample Matrix, Sample Preservation, Field Blanks, Field Spikes, Field Duplicates, On-Site Data, Sampling Collection Dates/Times, and Sampling Location. Results relate to the accuracy of this information provided, and as the samples are received.

Abbreviations and Definitions

MDL	Method Detection Limit.
ND	Not detected at the Reporting Limit (or MDL where applicable).
RDL	Reported Detection Limit.
Rec.	Recovery.
RPD	Relative Percent Difference.
SDG	Sample Delivery Group.
U	Not detected at the Reporting Limit (or MDL where applicable).
Analyte	The name of the particular compound or analysis performed. Some Analyses and Methods will have multiple analytes reported.
Dilution	If the sample matrix contains an interfering material, the sample preparation volume or weight values differ from the standard, or if concentrations of analytes in the sample are higher than the highest limit of concentration that the laboratory can accurately report, the sample may be diluted for analysis. If a value different than 1 is used in this field, the result reported has already been corrected for this factor.
Limits	These are the target % recovery ranges or % difference value that the laboratory has historically determined as normal for the method and analyte being reported. Successful QC Sample analysis will target all analytes recovered or duplicated within these ranges.
Original Sample	The non-spiked sample in the prep batch used to determine the Relative Percent Difference (RPD) from a quality control sample. The Original Sample may not be included within the reported SDG.
Qualifier	This column provides a letter and/or number designation that corresponds to additional information concerning the result reported. If a Qualifier is present, a definition per Qualifier is provided within the Glossary and Definitions page and potentially a discussion of possible implications of the Qualifier in the Case Narrative if applicable.
Result	The actual analytical final result (corrected for any sample specific characteristics) reported for your sample. If there was no measurable result returned for a specific analyte, the result in this column may state "ND" (Not Detected) or "BDL" (Below Detectable Levels). The information in the results column should always be accompanied by either an MDL (Method Detection Limit) or RDL (Reporting Detection Limit) that defines the lowest value that the laboratory could detect or report for this analyte.
Uncertainty (Radiochemistry)	Confidence level of 2 sigma.
Case Narrative (Cn)	A brief discussion about the included sample results, including a discussion of any non-conformances to protocol observed either at sample receipt by the laboratory from the field or during the analytical process. If present, there will be a section in the Case Narrative to discuss the meaning of any data qualifiers used in the report.
Quality Control Summary (Qc)	This section of the report includes the results of the laboratory quality control analyses required by procedure or analytical methods to assist in evaluating the validity of the results reported for your samples. These analyses are not being performed on your samples typically, but on laboratory generated material.
Sample Chain of Custody (Sc)	This is the document created in the field when your samples were initially collected. This is used to verify the time and date of collection, the person collecting the samples, and the analyses that the laboratory is requested to perform. This chain of custody also documents all persons (excluding commercial shippers) that have had control or possession of the samples from the time of collection until delivery to the laboratory for analysis.
Sample Results (Sr)	This section of your report will provide the results of all testing performed on your samples. These results are provided by sample ID and are separated by the analyses performed on each sample. The header line of each analysis section for each sample will provide the name and method number for the analysis reported.
Sample Summary (Ss)	This section of the Analytical Report defines the specific analyses performed for each sample ID, including the dates and times of preparation and/or analysis.

Qualifier	Description
J	The identification of the analyte is acceptable; the reported value is an estimate.
O1	The analyte failed the method required serial dilution test and/or subsequent post-spike criteria. These failures indicate matrix interference.



ACCREDITATIONS & LOCATIONS

Pace Analytical National 12065 Lebanon Rd Mount Juliet, TN 37122

Alabama	40660	Nebraska	NE-OS-15-05
Alaska	17-026	Nevada	TN000032021-1
Arizona	AZ0612	New Hampshire	2975
Arkansas	88-0469	New Jersey--NELAP	TN002
California	2932	New Mexico ¹	TN00003
Colorado	TN00003	New York	11742
Connecticut	PH-0197	North Carolina	Env375
Florida	E87487	North Carolina ¹	DW21704
Georgia	NELAP	North Carolina ³	41
Georgia ¹	923	North Dakota	R-140
Idaho	TN00003	Ohio--VAP	CL0069
Illinois	200008	Oklahoma	9915
Indiana	C-TN-01	Oregon	TN200002
Iowa	364	Pennsylvania	68-02979
Kansas	E-10277	Rhode Island	LA000356
Kentucky ^{1,6}	KY90010	South Carolina	84004002
Kentucky ²	16	South Dakota	n/a
Louisiana	AI30792	Tennessee ^{1,4}	2006
Louisiana	LA018	Texas	T104704245-20-18
Maine	TN00003	Texas ⁵	LAB0152
Maryland	324	Utah	TN000032021-11
Massachusetts	M-TN003	Vermont	VT2006
Michigan	9958	Virginia	110033
Minnesota	047-999-395	Washington	C847
Mississippi	TN00003	West Virginia	233
Missouri	340	Wisconsin	998093910
Montana	CERT0086	Wyoming	A2LA
A2LA -- ISO 17025	1461.01	AIHA-LAP,LLC EMLAP	100789
A2LA -- ISO 17025 ⁵	1461.02	DOD	1461.01
Canada	1461.01	USDA	P330-15-00234
EPA--Crypto	TN00003		

¹ Drinking Water ² Underground Storage Tanks ³ Aquatic Toxicity ⁴ Chemical/Microbiological ⁵ Mold ⁶ Wastewater n/a Accreditation not applicable

* Not all certifications held by the laboratory are applicable to the results reported in the attached report.

* Accreditation is only applicable to the test methods specified on each scope of accreditation held by Pace Analytical.



Company Name/Address: RMD Environmental - Walnut Creek, CA 1371 Oakland Blvd. Suite 200 Walnut Creek, CA 94596 Report to: Erin Male				Billing Information: Accounts Payable 1371 Oakland Blvd. Suite 200 Walnut Creek, CA 94596 Email To: emale@rmdes.net				Analysis / Container / Preservative <div style="display: flex; justify-content: space-between;"> <div style="width: 15%;">Pres Chk</div> <div style="width: 85%;"> <table border="1" style="width:100%; border-collapse: collapse;"> <tr> <td style="width: 10%;">DROCAER, M6010CAM17 4ozClr-NoPres</td> <td style="width: 10%;">GROCA 40ml/NaHSO4/Syr/MeOH</td> <td style="width: 10%;">V8260 40mlAmb/MeOH10ml/Syr</td> <td style="width: 10%;">HOLD REMAINING MATERIAL FROM DISCRETE SAMPLES AFTER COMPOSITING</td> <td style="width: 10%;">JOCs by 8260 / ACETATE SLEEVES</td> <td style="width: 10%;">TPH-d by 8015 / ACETATE SLEEVES</td> <td style="width: 10%;">TPH-g by 8015 / ACETATE SLEEVES</td> <td style="width: 10%;">TPH-Geo by 8015 / ACETATE SLEEVES</td> </tr> </table> </div> </div>				DROCAER, M6010CAM17 4ozClr-NoPres	GROCA 40ml/NaHSO4/Syr/MeOH	V8260 40mlAmb/MeOH10ml/Syr	HOLD REMAINING MATERIAL FROM DISCRETE SAMPLES AFTER COMPOSITING	JOCs by 8260 / ACETATE SLEEVES	TPH-d by 8015 / ACETATE SLEEVES	TPH-g by 8015 / ACETATE SLEEVES	TPH-Geo by 8015 / ACETATE SLEEVES	Chain of Custody Page 2 of 3 12065 Lebanon Road Mt Juliet, TN 37122 Phone: 615-758-5858 Alt: 800-767-5859 Submitting a sample via this chain of custody constitutes acknowledgment and acceptance of the Pace Terms and Conditions found at: https://info.pacelabs.com/tndb/pas-standard-terms.pdf			
DROCAER, M6010CAM17 4ozClr-NoPres	GROCA 40ml/NaHSO4/Syr/MeOH	V8260 40mlAmb/MeOH10ml/Syr	HOLD REMAINING MATERIAL FROM DISCRETE SAMPLES AFTER COMPOSITING	JOCs by 8260 / ACETATE SLEEVES	TPH-d by 8015 / ACETATE SLEEVES	TPH-g by 8015 / ACETATE SLEEVES	TPH-Geo by 8015 / ACETATE SLEEVES																
Project Description: Lane Partners 222 E 4th AVE		City/State Collected: SAN MATEO, CA		Please Circle: PT MT CT ET		Client Project # 01-LP-001		Lab Project # RMDENVPHCA-01LP001		Phone: 925-683-8177													
Collected by (print): EMALE		Site/Facility ID #		P.O. # 01-LP-001		Quote #		Rush? (Lab MUST Be Notified) Same Day <input checked="" type="checkbox"/> Five Day Next Day <input type="checkbox"/> 5 Day (Rad Only) Two Day <input type="checkbox"/> 10 Day (Rad Only) Three Day <input type="checkbox"/>		Date Results Needed STANDARD TAT													
Collected by (signature): 		Immediately <input checked="" type="checkbox"/> Packed on Ice N <input type="checkbox"/> Y <input checked="" type="checkbox"/>		No. of Cntrs		SDG # L1329287		Table # L1345033		Acctnum: RMDENVPHCA Template: T183372 Prelogin: P833747 PM: 546 - Jared Starkey PB:													
Sample ID		Comp/Grab		Matrix *		Depth		Date		Time													
SB-08-24'-24.5'		GRAB		SS		24'-24.5'		3-18-21		1120													
SB-08-25.5'-26'		↓		SS		25.5'-26'		↓		1113													
SB-08-COMP		COMP		SS		VARIES		3-18-21		-													
SB-03-2.5'		GRAB		SS		2.5'		3-18-21		805													
SB-03-5'-5.5'		↓		SS		5'-5.5'		↓		843													
SB-03-7.5'-8'		↓		SS		7.5'-8'		↓		839													
SB-03-9.5'-10'		↓		SS		9.5'-10'		↓		853													
SB-03-11.5'-12'		↓		SS		11.5'-12'		↓		856													
SB-03-13.5'-14'		↓		SS		13.5'-14'		↓		912													
* Matrix: SS - Soil AIR - Air F - Filter GW - Groundwater B - Bioassay WW - WasteWater DW - Drinking Water OT - Other		Remarks: SEE Pg 1																					
Samples returned via: UPS FedEx Courier				Tracking #				pH Temp Flow Other															
Relinquished by: (Signature) 		Date: 3-19-21		Time: 1330		Received by: (Signature) 		Trip Blank Received: Yes / No HCL / MeOH TBR		BOTTLES RECEIVED: 17													
Relinquished by: (Signature) 		Date: 3/19/21		Time: 1630		Received by: (Signature) 		If preservation required by Login: Date/Time		Hold:													
Relinquished by: (Signature) 		Date:		Time:		Received for lab by: (Signature) 		Date:		Time:													
NCF		OK		3-20-21		10:00		13-1-14		17													

[illegible]

RMD Environmental - Walnut Creek, Ca

1371 Oakland Blvd, suite 200
Walnut Creek, CA 94596

Billing Information:
Accounts Payable

1371 Oakland Blvd, suite 200
Walnut Creek, CA 94596

Report to:
Kirsten Duey

Email To:
kduey@rmdes.net, emale@rmdes.net

Project Description:
Lane Partners, 222 E. 4th AVE

City/State
Collected: San Mateo, CA

Please Circle:
PT MT CT ET

Phone: 925-683-8177

Client Project #
01-LP-001 Task 2

Lab Project #
RMDENVPHCA-01LP001

Collected by (print):
E. Male

Site/Facility ID #

P.O. #

01-LP-001

Collected by (signature):
E. Male

Rush? (Lab MUST Be Notified)

Quote #

Same Day ☒ Five Day
Next Day ☐ 5 Day (Rad Only)
Two Day ☐ 10 Day (Rad Only)
Three Day ☐

Date Results Needed

STANDARD TAT

Immediately
Packed on Ice N ☐ Y ☒

Sample ID	Comp/Grab	Matrix*	Depth	Date	Time	No. of Cntrs	Analysis / Container / Preservative	Chain of Custody
SB-02-23.5'-24'	GRAB	SS	23.5'-24'	3-17-21	1553	1	DISCRETE	
SB-02-25.5'-26'	↓	↓	25.5'-26'	↓	1609	1	ACETATE	
SB-02-27.5'-28'	↓	↓	27.5'-28'	↓	1606	1	ACETATE	
SB-02-29.5'-30'	↓	↓	29.5'-30'	↓	1621	1	ACETATE	
SB-02-31.5'-32'	↓	↓	31.5'-32'	↓	1618	1	ACETATE	
SB-02-COMP	COMP	SS	VARIABLES	3-17-21	—	15	ACETATE	
SB-07-2.5'	GRAB	SS	2.5'	3-17-21	1159	1	ACETATE	
SB-07-5.5'-5.5'	↓	↓	5.5'-5.5'	↓	1329	1	ACETATE	
SB-07-7.5'-8'	↓	↓	7.5'-8'	↓	1327	1	ACETATE	
SB-07-9.5'-10'	↓	↓	9.5'-10'	↓	1337	1	ACETATE	

* Matrix:
SS - Soil AIR - Air F - Filter
GW - Groundwater B - Bioassay
WW - Wastewater
DW - Drinking Water
OT - Other

Remarks:

SEE pg 1

Samples returned via:

UPS ☐ FedEx ☐ Courier ☐

Tracking #

526 OAK 5834 7892

Relinquished by: (Signature)

Date:

3-18-21

Time:

1400

Received by: (Signature)

M. WOODY / R. L. 3/18/21

Trip Blank Received: Yes ☐ No ☒

HCL / MeOH
TBR

Relinquished by: (Signature)

Date:

Time:

Received by: (Signature)

M. WOODY / R. L. 3/18/21

Temp 46 °C

Bottles Received: 42

Relinquished by: (Signature)

Date:

Time:

Received for lab by: (Signature)

C. W. COMPTON 3/19/21

Date:

3/19/21

Time:

1100

Hold:

Condition:

NCF / OK

Chain of Custody

Page 2 of 5

Pace Analytical®
National Center for Testing & Innovation

12065 Lebanon Rd
Mount Juliet, TN 37122
Phone: 615-758-5858
Phone: 800-767-5859
Fax: 615-758-5859



SDG #

L1328977

Table #

L1315033

Acctnum:

Template:

Prelogin:

PM:

PB:

Shipped Via:

Remarks

Sample # (lab only)

COMPOSITE

ALL "SB-02"

SAMPLES

IN LAB

COMPOSITE

ALL "SB-07"

SAMPLES


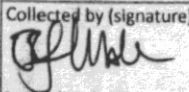




Sample Receipt Checklist

COC Seal Present/Intact: ☒ NP ☐ N
COC Signed/Accurate: ☒ Y ☐ N
Bottles arrive intact: ☒ Y ☐ N
Correct bottles used: ☒ Y ☐ N
Sufficient volume sent: ☒ Y ☐ N
If Applicable
VOA Zero Headspace: ☒ Y ☐ N
Preservation Correct/Checked: ☒ Y ☐ N
RAD Screen <0.5 mR/hr: ☒ Y ☐ N




If preservation required by Login: Date/Time

RMD Environmental - Walnut Creek, Ca 1371 Oakland Blvd, suite 200 Walnut Creek, CA 94596						Billing Information: Accounts Payable 1371 Oakland Blvd, suite 200 Walnut Creek, CA 94596						Chain of Custody Page <u>2</u> of <u>2</u> 12065 Lebanon Rd Mount Juliet, TN 37122 Phone: 615-758-5858 Phone: 800-767-5859 Fax: 615-758-5859 													
Report to: Kirsten Duey						Email To: kduey@rmdes.net, emale@rmdes.net						Analysis / Container / Preservative Pres Chk HOLD REMAINDER OF DISCRETE SAMPLES AFTER COMPOSITING VOCs by 8260 / ACETATE SLEEVES TPH-g by 8015 / ACETATE SLEEVES TPH-d by 8015 / ACETATE SLEEVES TPH-mo by 8015 / ACETATE SLEEVES													
Project Description: Lane Partners, 222 E 4th AVE						City/State Collected: San Mateo, CA		Please Circle: PT MT CT ET (C)																	
Phone: 925-683-8177		Client Project # 01-LP-001 Task 2				Lab Project # RMDENVPHCA-01LP001																			
Collected by (print): E. Male		Site/Facility ID #				P.O. # 01-LP-001																			
Collected by (signature): 		Rush? (Lab MUST Be Notified) <input type="checkbox"/> Same Day <input checked="" type="checkbox"/> Five Day <input type="checkbox"/> Next Day <input type="checkbox"/> 5 Day (Rad Only) <input type="checkbox"/> Two Day <input type="checkbox"/> 10 Day (Rad Only) <input type="checkbox"/> Three Day				Quote #																			
Immediately Packed on Ice N <input type="checkbox"/> Y <input checked="" type="checkbox"/>		Date Results Needed STANDARD TAT				No. of Cntrs																			
Sample ID	Comp/Grab	Matrix*	Depth	Date	Time																				
SB-07-11.5'-12'	GRAB	SS	11.5'-12'	3-17-21	1335	1	X																		
SB-07-13.5'-14'	↓	↓	13.5'-14'	↓	1342	1	X																		
SB-07-COMP	COMP	SS	VARIABLE	3-17-21	-	6		X	X	X	X														
SB-11-2.5'	GRAB	SS	2.5'	3-17-21	750	1	X																		
SB-11-5'-5.5'			5'-5.5'		842	1	X																		
SB-11-7.5'-8'			7.5'-8'		851	1	X																		
SB-11-9.5'-10'			9.5'-10'		849	1	X																		
SB-11-11.5'-12'			11.5'-12'		905	1	X																		
SB-11-13.5'-14'			13.5'-14'		859	1	X																		
SB-11-15.5'-16'	↓	↓	15.5'-16'	↓	910	1	X																		
* Matrix: SS - Soil AIR - Air F - Filter GW - Groundwater B - Bioassay WW - Waste Water DW - Drinking Water OT - Other _____						Remarks: SEE pg 1						pH _____ Temp _____ Flow _____ Other _____													
Samples returned via: <input type="checkbox"/> UPS <input type="checkbox"/> FedEx <input type="checkbox"/> Courier						Tracking # 526 OAK 5834 7892						Sample Receipt Checklist COC Seal Present/Intact: <input checked="" type="checkbox"/> NP <input type="checkbox"/> N COC Signed/Accurate: <input checked="" type="checkbox"/> Y <input type="checkbox"/> N Bottles arrive intact: <input checked="" type="checkbox"/> Y <input type="checkbox"/> N Correct bottles used: <input checked="" type="checkbox"/> Y <input type="checkbox"/> N Sufficient volume sent: <input checked="" type="checkbox"/> Y <input type="checkbox"/> N If Applicable VOA Zero Headspace: <input type="checkbox"/> Y <input checked="" type="checkbox"/> N Preservation Correct/Checked: <input checked="" type="checkbox"/> Y <input type="checkbox"/> N RAD Screen <0.5 mR/hr: <input checked="" type="checkbox"/> Y <input type="checkbox"/> N													
Relinquished by: (Signature) 		Date: 3-18-21		Time: 1400		Received by: (Signature) M. Wooten/prior		Trip Blank Received: Yes/No No		HCL/MeOH TBR		If preservation required by Login: Date/Time													
Relinquished by: (Signature)		Date:		Time:		Received by: (Signature)		Temp: 20°C		Bottles Received: 42															
Relinquished by: (Signature)		Date:		Time:		Received for lab by: (Signature) Caleb Campbell		Date: 3/19/21		Time: 1100		Hold:		Condition: NCF / OK											

RMD Environmental - Walnut Creek, Ca 1371 Oakland Blvd, suite 200 Walnut Creek, CA 94596				Billing Information: Accounts Payable 1371 Oakland Blvd, suite 200 Walnut Creek, CA 94596				Pres Chk		Analysis / Container / Preservative				Chain of Custody Page 24 of 24	
				Report to: Kirsten Duey				Email To: kduey@rmdes.net, emale@rmdes.net				<div style="clear: both;"></div> 12065 Lebanon Rd Mount Juliet, TN 37122 Phone: 615-758-5858 Phone: 800-767-5859 Fax: 615-758-5859			
Project Description: Lane Partners, 222 E. 4th Ave				City/State Collected: San Mateo, CA		Please Circle: <input checked="" type="radio"/> PT <input type="radio"/> MT <input type="radio"/> CT <input type="radio"/> ET		HOLD REMAINDER OF DISCRETE SAMPLE AFTER COMPOSITING VOCs by 8260 / ACETATE SLEEVE TPH-g by 8015 / ACETATE SLEEVE TPH-d by 8015 / ACETATE SLEEVE TPH-mw by 8015 / ACETATE SLEEVE				Sent From 20-1 From			
Phone: 925-683-8177		Client Project # 01-LP-001 Task 2		Lab Project # RMDENVPHCA-01LP001											
Collected by (print): E. Male		Site/Facility ID #		P.O. # 01-LP-001											
Collected by (signature): 		Rush? (Lab MUST Be Notified) <input type="checkbox"/> Same Day <input type="checkbox"/> Five Day <input type="checkbox"/> Next Day <input type="checkbox"/> 5 Day (Rad Only) <input type="checkbox"/> Two Day <input type="checkbox"/> 10 Day (Rad Only) <input type="checkbox"/> Three Day		Quote #											
Immediately Packed on Ice N <input type="checkbox"/> Y <input checked="" type="checkbox"/>		Date Results Needed		No. of Cntrs											
Sample ID		Comp/Grab	Matrix*	Depth	Date	Time									
SB-06-25.5'-26'		GRAB	SS	25.5'-26'	3-16-21	957	1	X							
SB-06-COMP		COMP	SS	VARIES	3-16-21	-	11		X	X	X	X			
SB-09-2.5'		GRAB	SS	2.5'	3-16-21	1034	1	X							
SB-09-5'-5.5'		↓	↓	5'-5.5'	↓	1109	1	X							
SB-09-7.5'-8'				7.5'-8'		1104	1	X							
SB-09-9.5'-10'				9.5'-10'		1126	1	X							
SB-09-11.5'-12'				11.5'-12'		1112	1	X							
SB-09-13.5'-14'		↓	↓	13.5'-14'	↓	1138	↓	X							
SB-09-COMP		COMP	SS	VARIES	3-16-21	-	6		X	X	X	X			
* Matrix: SS - Soil AIR - Air F - Filter GW - Groundwater B - Bioassay WW - WasteWater DW - Drinking Water OT - Other		Remarks: SEE Pg 1, HOLD REMAINDER OF DISCRETE SAMPLE MATERIAL				pH _____ Temp _____ Flow _____ Other _____		Sample Receipt Checklist COC Seal Present/Intact: <input checked="" type="checkbox"/> Y <input type="checkbox"/> N COC Signed/Accurate: <input checked="" type="checkbox"/> Y <input type="checkbox"/> N Bottles arrive intact: <input checked="" type="checkbox"/> Y <input type="checkbox"/> N Correct bottles used: <input checked="" type="checkbox"/> Y <input type="checkbox"/> N Sufficient volume sent: <input checked="" type="checkbox"/> Y <input type="checkbox"/> N If Applicable VOA Zero Headspace: <input checked="" type="checkbox"/> Y <input type="checkbox"/> N Preservation Correct/Checked: <input checked="" type="checkbox"/> Y <input type="checkbox"/> N RAD Screen <0.5 mR/hr: <input checked="" type="checkbox"/> Y <input type="checkbox"/> N							
Samples returned via: <input type="checkbox"/> UPS <input type="checkbox"/> FedEx <input type="checkbox"/> Courier		Tracking #													
Relinquished by: (Signature) 		Date: 3-17-21		Time: 935		Received by: (Signature) 		Trip Blank Received: Yes <input checked="" type="checkbox"/> No <input type="checkbox"/> HCL/MeOH TBR		Temp: 16 °C Bottles Received: 28			If preservation required by Login: Date/Time		
Relinquished by: (Signature) 		Date: 3/17/21		Time: 1630		Received by: (Signature) SLWA CAR60		Temp: 15.5-15.5 °C Bottles Received: 28		If preservation required by Login: Date/Time					
Relinquished by: (Signature) 		Date:		Time:		Received for lab by: (Signature) 		Date: 03/18/21 Time: 1230		Hold:		Condition: NCF <input checked="" type="checkbox"/> OK			

RMD Environmental - Walnut Creek, Ca 1371 Oakland Blvd, suite 200 Walnut Creek, CA 94596				Billing Information: Accounts Payable 1371 Oakland Blvd, suite 200 Walnut Creek, CA 94596				Analysis / Container / Preservative				Chain of Custody Page <u>2</u> of <u>4</u>	
				Report to: Kirsten Duey				Email To: kduey@rmdes.net, emale@rmdes.net				<div style="text-align: right;">  12065 Lebanon Rd Mount Juliet, TN 37122 Phone: 615-758-5858 Phone: 800-767-5859 Fax: 615-758-5859 </div>	
Project Description: Lane Partners				City/State Collected: San Mateo, CA		Please Circle: <input checked="" type="radio"/> PT <input type="radio"/> MT <input type="radio"/> CT <input type="radio"/> ET		<div style="writing-mode: vertical-rl; transform: rotate(180deg);"> HOLD REMAINDER OF DISCRETE SAMPLES AFTER COMPOSITING </div> <div style="writing-mode: vertical-rl; transform: rotate(180deg);"> VOCs by 8260 </div> <div style="writing-mode: vertical-rl; transform: rotate(180deg);"> TPH-g by 8015 </div> <div style="writing-mode: vertical-rl; transform: rotate(180deg);"> TPH-l by 8015 </div> <div style="writing-mode: vertical-rl; transform: rotate(180deg);"> TPH-nw by 8015 </div>					
Phone: 925-683-8177		Client Project # 01-LP-001 Task 2		Lab Project # RMDENVPHCA-01LP001									
Collected by (print): E. Male		Site/Facility ID #		P.O. # 01-LP-001 TASK 2						SDG # 1327778			
Collected by (signature): 		Rush? (Lab MUST Be Notified) <input checked="" type="checkbox"/> Same Day <input checked="" type="checkbox"/> Five Day <input type="checkbox"/> Next Day <input type="checkbox"/> 5 Day (Rad Only) <input type="checkbox"/> Two Day <input type="checkbox"/> 10 Day (Rad Only) <input type="checkbox"/> Three Day		Quote #						Table # L13V5033			
Immediately Packed on Ice N <input type="checkbox"/> Y <input checked="" type="checkbox"/>				Date Results Needed STANDARD TAT		No. of Cntrs				Acctnum: Template: Prelogin: PM: PB: Shipped Via:			
Sample ID		Comp/Grab	Matrix*	Depth	Date	Time							
SB-01-COMP		COMP	SS	VARIABLES	3-15-21	—	10						
SB-04-2.5'		GRAB	SS	2.5'		1359	1	X					
SB-04-5.5'-6'				5.5'-6'		1439							
SB-04-7.5'-8'				7.5'-8'		1426							
SB-04-9.5'-10'				9.5'-10'		1450							
SB-04-11.5'-12'				11.5'-12'		1452							
SB-04-13.5'-14'				13.5'-14'		1500							
SB-04-15.5'-16'				15.5'-16'		1457							
SB-04-17.5'-18'				17.5'-18'		1514							
SB-04-19.5'-20'				19.5'-20'		1511							
* Matrix: SS - Soil AIR - Air F - Filter GW - Groundwater B - Bioassay WW - WasteWater DW - Drinking Water OT - Other		Remarks: SEE pg 1, HOLD REMAINDER OF SAMPLE MATERIAL				pH _____ Temp _____ Flow _____ Other _____		Sample Receipt Checklist COC Seal Present/Intact: <input checked="" type="checkbox"/> Y <input type="checkbox"/> N COC Signed/Accurate: <input checked="" type="checkbox"/> Y <input type="checkbox"/> N Bottles arrive intact: <input checked="" type="checkbox"/> Y <input type="checkbox"/> N Correct bottles used: <input checked="" type="checkbox"/> Y <input type="checkbox"/> N Sufficient volume sent: <input checked="" type="checkbox"/> Y <input type="checkbox"/> N If Applicable VOA Zero Headspace: <input type="checkbox"/> Y <input type="checkbox"/> N Preservation Correct/Checked: <input checked="" type="checkbox"/> Y <input type="checkbox"/> N RAD Screen <0.5 mR/hr: <input checked="" type="checkbox"/> Y <input type="checkbox"/> N					
Relinquished by: (Signature) 		Date: 3-16-21		Time: 940		Received by: (Signature) 		Trip Blank Received: Yes/No <input type="checkbox"/> Yes <input checked="" type="checkbox"/> No HCL/MeOH TBR		If preservation required by Login: Date/Time			
Relinquished by: (Signature) 		Date: 3/16/21		Time: 1630		Received by: (Signature) SWA CARGO		Temp: 1.6 °C Bottles Received: GC 37		Hold:			
Relinquished by: (Signature) 		Date:		Time:		Received for lab by: (Signature) Blum Ete		Date: 3/17/21 Time: 1100		Condition: NCF / <input checked="" type="checkbox"/> OK			

-08






RMD Environmental - Walnut Creek, Ca 1371 Oakland Blvd, suite 200 Walnut Creek, CA 94596				Billing Information: Accounts Payable 1371 Oakland Blvd, suite 200 Walnut Creek, CA 94596				Analysis / Container / Preservative		Chain of Custody Page 34 of 1	
				Report to: Kirsten Duey		Email To: kduey@rmdes.net, emale@rmdes.net		<div style="text-align: center;">  12065 Lebanon Rd Mount Juliet, TN 37122 Phone: 615-758-5858 Phone: 800-767-5859 Fax: 615-758-5859 </div> <div style="text-align: center;">  </div>			
Project Description: Lane Partners		City/State Collected: San Mateo, CA		Please Circle: <input checked="" type="radio"/> PT <input type="radio"/> MT <input type="radio"/> CT <input type="radio"/> ET							
Phone: 925-683-8177		Client Project # 01-LP-001 Task 2		Lab Project # RMDENVPHCA-01LP001							
Collected by (print): E. MALE		Site/Facility ID #		P.O. # 01-LP-001 TASK 2							
Collected by (signature): 		Rush? (Lab MUST Be Notified) <input type="checkbox"/> Same Day <input checked="" type="checkbox"/> Five Day <input type="checkbox"/> Next Day <input type="checkbox"/> 5 Day (Rad Only) <input type="checkbox"/> Two Day <input type="checkbox"/> 10 Day (Rad Only) <input type="checkbox"/> Three Day		Quote #							
Immediately Packed on Ice <input type="checkbox"/> N <input checked="" type="checkbox"/> Y		Date Results Needed STANDARD TAT		No. of Cntrs							

Sample ID	Comp/Grab	Matrix*	Depth	Date	Time																
SB-04-21.5'-22'	G	SS	21.5'-22'	3-15-21	1528	1	X														
SB-04-23.5'-24'	↓	↓	23.5'-24'	↓	1523	1	Y														
SB-04-25.5'-26'	↓	↓	25.5'-26'	↓	1542	1	Y														
SB-04-COMP	COMP	SS	VARIES	3-15-21	-	12		X	X	X	X										
SB-05-2.5'	G	SS	2.5'	3-15-21	845	2	X														
SB-05-5'-5.5'	↓	↓	5'-5.5'	↓	926	1	Y														
SB-05-7.5'-8'	↓	↓	7.5'-8'	↓	925	1	X														
SB-05-9.5'-10'	↓	↓	9.5'-10'	↓	936	1	Y														
SB-05-11.5'-12'	↓	↓	11.5'-12'	↓	934	1	Y														
SB-05-13.5'-14'	↓	↓	13.5'-14'	↓	951	1	Y														





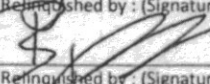

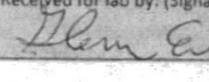
* Matrix:
 SS - Soil AIR - Air F - Filter
 GW - Groundwater B - Bioassay
 WW - WasteWater
 DW - Drinking Water
 OT - Other _____

Remarks:
SEE pg 1, HOLD REMINDER OF SAMPLE MATERIAL

Samples returned via: <input type="checkbox"/> UPS <input type="checkbox"/> FedEx <input type="checkbox"/> Courier _____		Tracking #	
---	--	------------	--

Relinquished by: (Signature) 		Date: 3-16-21 Time: 940		Received by: (Signature) 		Trip Blank Received: Yes / No HCL / MeOH TBR	
Relinquished by: (Signature) 		Date: 3/16/21 Time: 1630		Received by: (Signature) SWA CARGO		Temp: °C 1.6 Bottles Received: 37	
Relinquished by: (Signature) 		Date: _____ Time: _____		Received for lab by: (Signature) 		Date: 3/17/21 Time: 1100	

Sample Receipt Checklist COC Seal Present/Intact: <input checked="" type="checkbox"/> Y <input type="checkbox"/> N COC Signed/Accurate: <input checked="" type="checkbox"/> Y <input type="checkbox"/> N Bottles arrive intact: <input checked="" type="checkbox"/> Y <input type="checkbox"/> N Correct bottles used: <input checked="" type="checkbox"/> Y <input type="checkbox"/> N Sufficient volume sent: <input checked="" type="checkbox"/> Y <input type="checkbox"/> N If Applicable VOA Zero Headspace: <input type="checkbox"/> Y <input type="checkbox"/> N Preservation Correct/Checked: <input checked="" type="checkbox"/> Y <input type="checkbox"/> N RAD Screen <0.5 mR/hr: <input checked="" type="checkbox"/> Y <input type="checkbox"/> N		If preservation required by Login: Date/Time	
--	--	--	--

RMD Environmental - Walnut Creek, Ca 1371 Oakland Blvd, suite 200 Walnut Creek, CA 94596				Billing Information: Accounts Payable 1371 Oakland Blvd, suite 200 Walnut Creek, CA 94596				Chain of Custody Page <u>44</u> of <u>44</u>	
				Report to: Kirsten Duey				Email To: kduey@rmdes.net, emale@rmdes.net	
Project Description: Lane Partners				City/State Collected: San Mateo, CA		Please Circle: PT MT CT ET		<div style="text-align: right;">  12065 Lebanon Rd Mount Juliet, TN 37122 Phone: 615-758-5858 Phone: 800-767-5859 Fax: 615-758-5859 </div>	
Phone: 925-683-8177		Client Project # 01-LP-001 Task 2		Lab Project # RMDENVPHCA-01LP001		Pres Chk		Analysis / Container / Preservative	
Collected by (print): E. Male		Site/Facility ID #		P.O. # 01-LP-001		HOLD REMAINDER OF DISCRETE SAMPLES AFTER COMPOSING VOCs by 8260 VOCs by EM315 TPH-g by 8015 TPH-d by 8015 TPH-mo by 8015		SDG # <u>1327798</u> Table # <u>L1345033</u> Acctnum: Template: Prelogin: PM: PB: Shipped Via:	
Collected by (signature): 		Rush? (Lab MUST Be Notified) Same Day <input checked="" type="checkbox"/> Five Day <input type="checkbox"/> Next Day <input type="checkbox"/> 5 Day (Rad Only) <input type="checkbox"/> Two Day <input type="checkbox"/> 10 Day (Rad Only) <input type="checkbox"/> Three Day <input type="checkbox"/>		Quote #		Date Results Needed STANDARD TAT		No. of Cntrs	
Immediately Packed on Ice N <input type="checkbox"/> Y <input checked="" type="checkbox"/>									
Sample ID	Comp/Grab	Matrix*	Depth	Date	Time				
SB-05-15.5'-16'	G	SS	15.5'-16'	3-15-21	1003	1	X		
SB-05-17.5'-18'			17.5'-18'		959	1	X		
SB-05-19.5'-20'			19.5'-20'		1017	1	X		
SB-05-21.5'-22'			21.5'-22'		1024	1	X		
SB-05-23.5'-24'			23.5'-24'		1039	1	X		
SB-05-25.5'-26'	↓	↓	25.5'-26'	↓	1046	1	X		
SB-05-COMP	COMP	SS	VARIES	3-15-21	-	13	X	X	X
* Matrix: SS - Soil AIR - Air F - Filter GW - Groundwater B - Bioassay WW - Waste Water DW - Drinking Water OT - Other									
Remarks: SEE Pg 1, HOLD REMAINDER OF SAMPLE MATERIAL									
Samples returned via: ___ UPS ___ FedEx ___ Courier									
Tracking #									
Relinquished by: (Signature) 		Date: 3-16-21 324		Time: 940		Received by: (Signature) 		Trip Blank Received: Yes / <input checked="" type="checkbox"/> No HCL/MeOH TBR	
Relinquished by: (Signature) 		Date: 3/16/21		Time: 1630		Received by: (Signature) SWA CARGO		Temp: 1.6 °C Bottles Received: 37	
Relinquished by: (Signature) 		Date:		Time:		Received for lab by: (Signature) 		Date: 3/17/21 Time: 1100	
Hold:								Condition: NCF <input checked="" type="checkbox"/> OK	

COMPOSITE FROM 823

COMPOSITE
 ALL "SB05"
 SAMPLES
 TOGETHER
 IN LAB

-03 -10

[illegible]