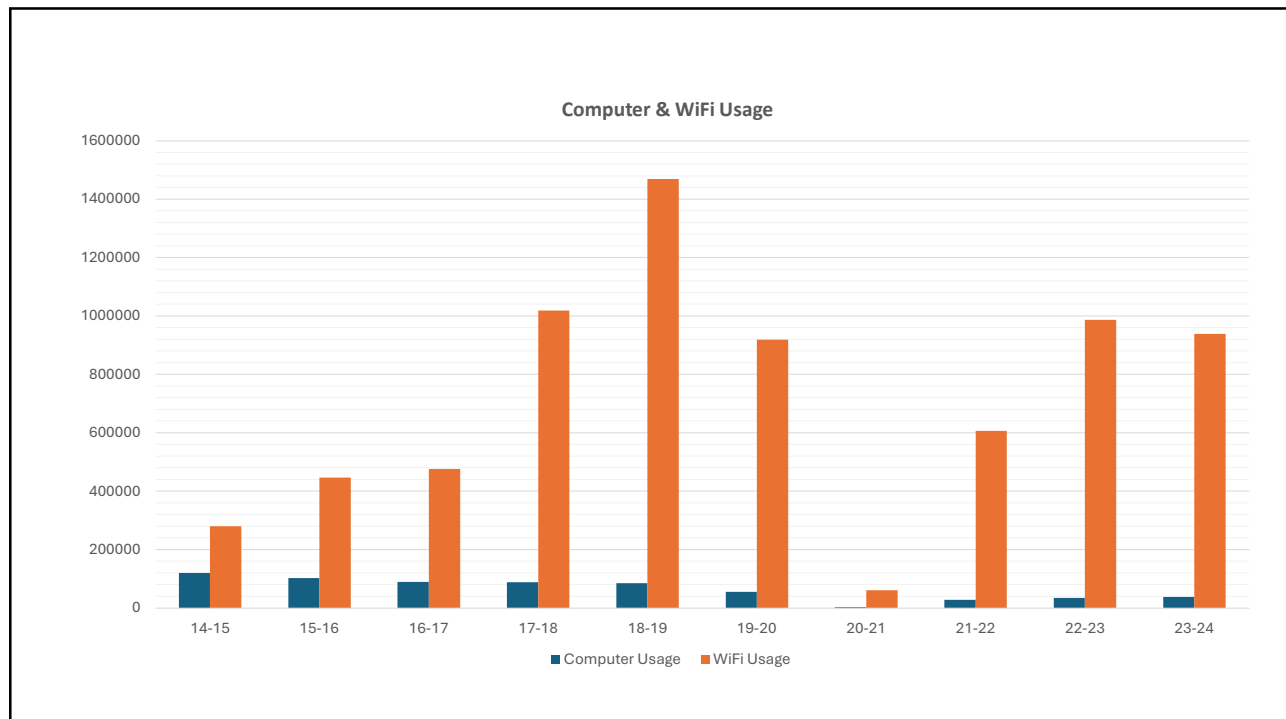
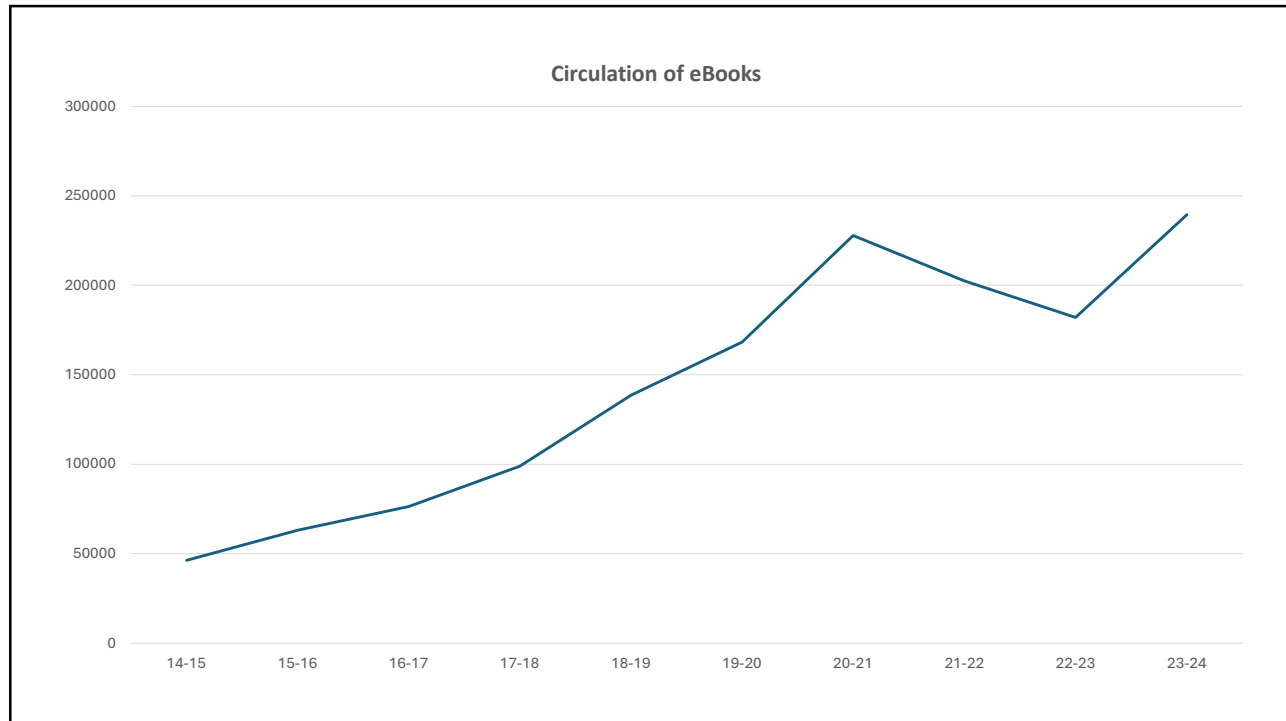


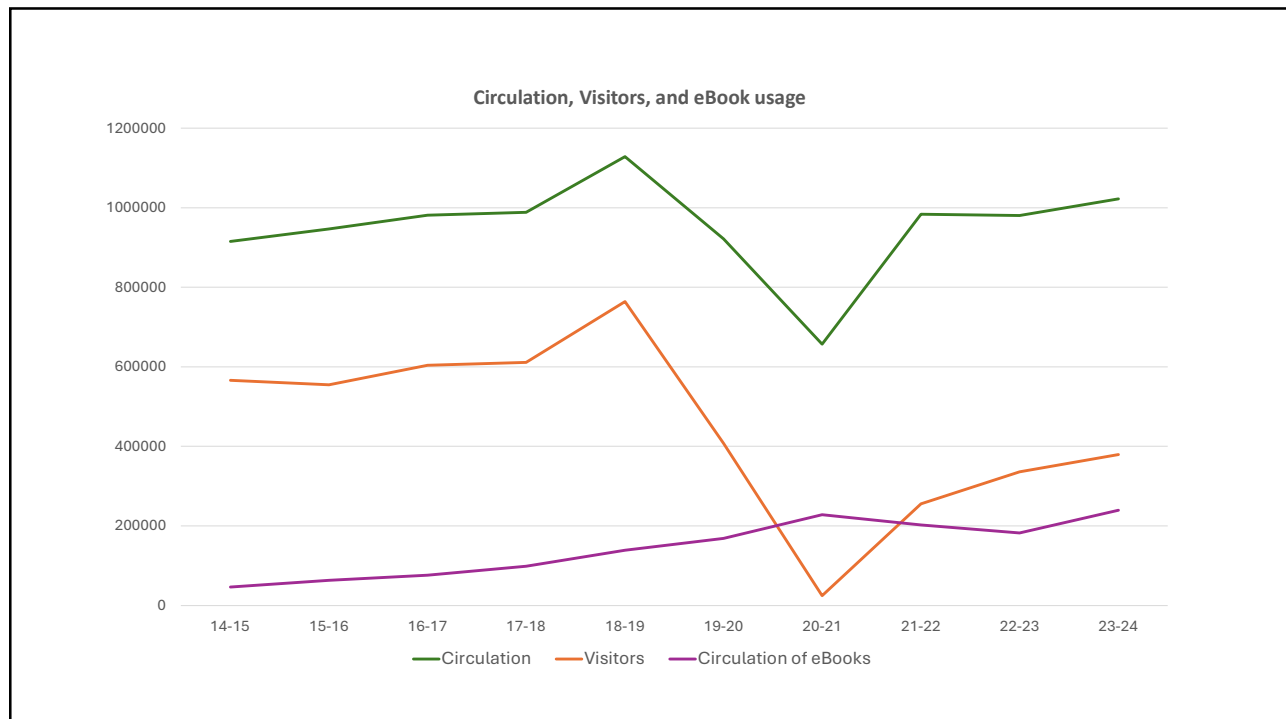
1



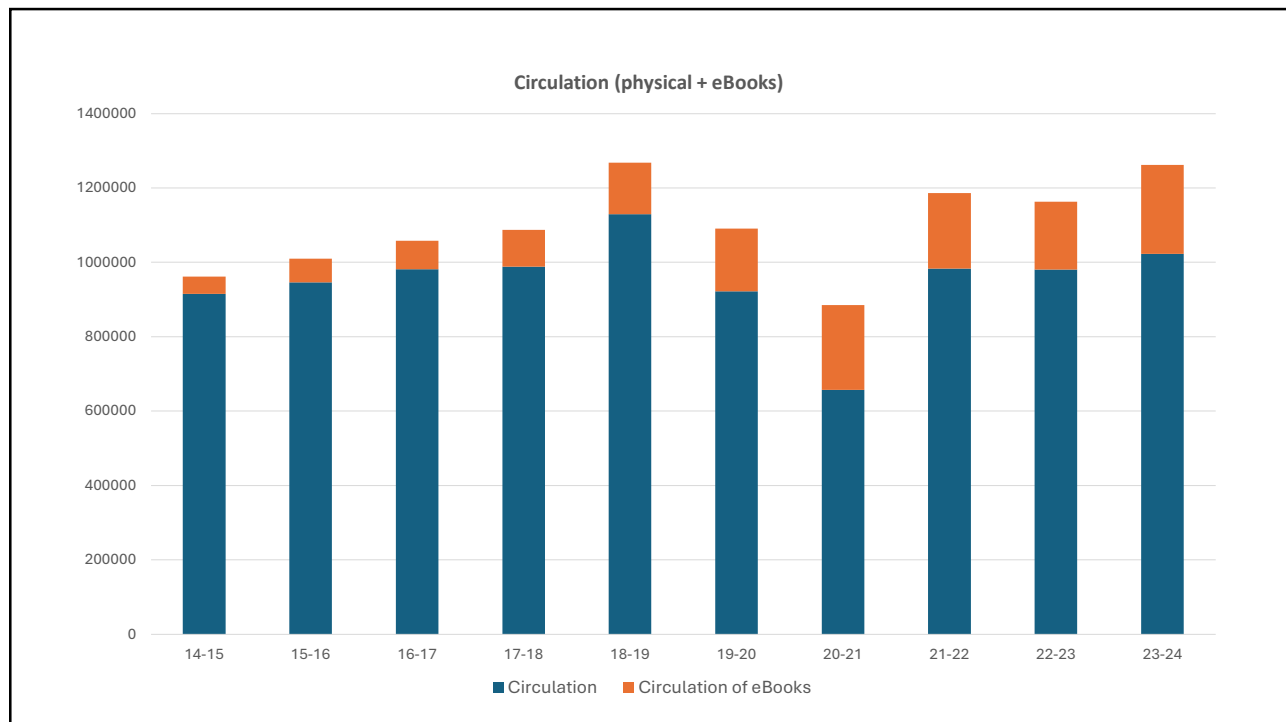
2



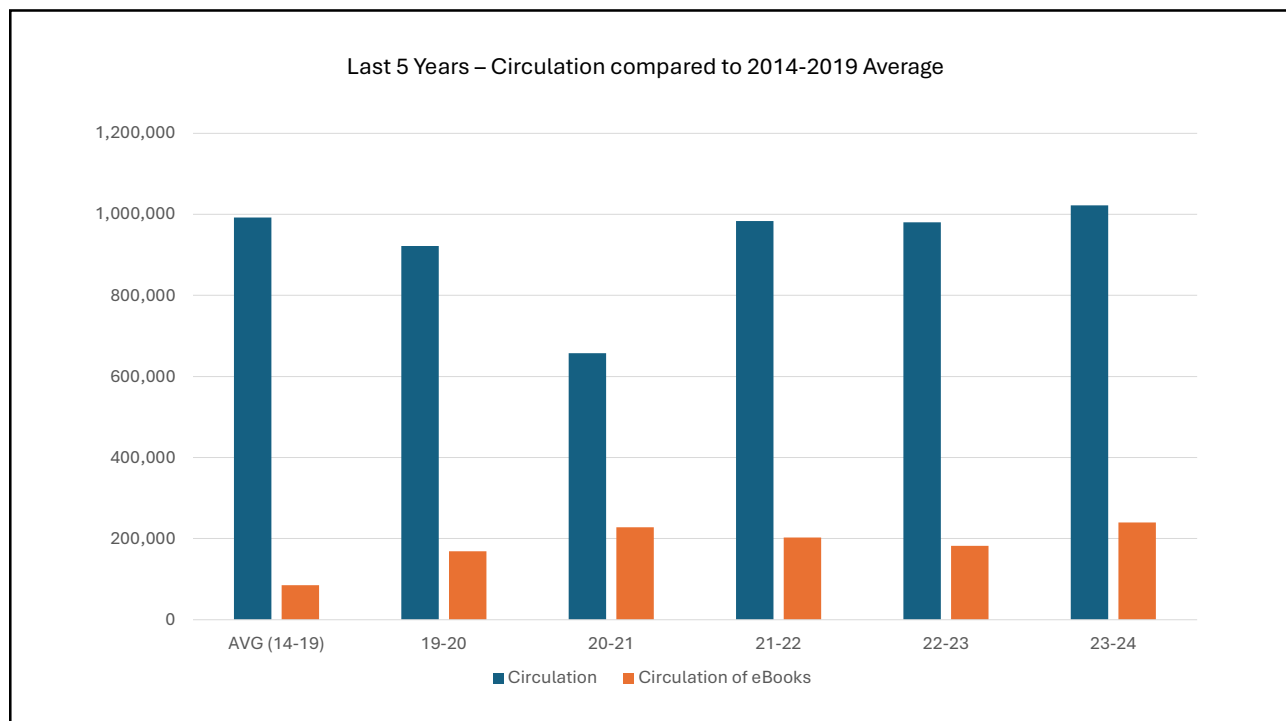
3



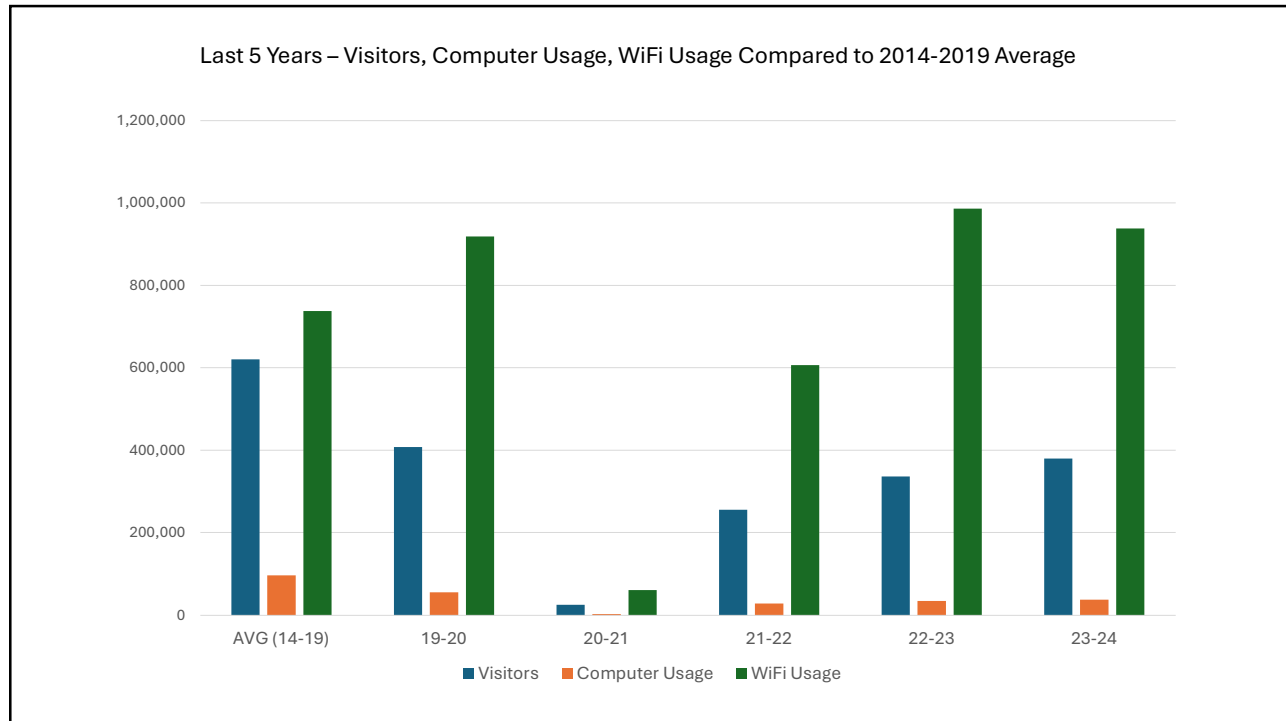
4



5



6



Fiscal Year	14-15	15-16	16-17	17-18	18-19	19-20	20-21	21-22	22-23	23-24
Circulation	914,796	946,259	981,512	988,301	1,129,127	921,979	657,064	983,423	980,442	1,022,395
Library Cards	5,705	6,442	7,727	9,629	8,739	5,619	3,205	8,456	7,378	10,139
Visitors	566,244	555,008	603,760	610,834	764,469	407,533	25,168	255,644	336,040	379,404
Reference	45,842	49,761	52,817	48,427	44,520	32,936	16,278	42,028	50,210	55,639
Holds Filled	70,475	86,698	97,561	106,582	111,324	81,463	153,624	108,583	103,784	104,419
Electronic Resources	454,070	600,021	606,056	1,151,504	1,602,019	1,027,642	111,885	774,165	1,160,791	1,161,372
Computer Usage	119,045	102,370	89,151	87,815	84,978	55,366	2,132	27,852	34,494	37,357
WiFi Usage	279,235	446,604	475,933	1,018,694	1,468,190	918,335	60,604	606,574	985,942	937,686
Library Website Visits	347,287	300,190	260,915	282,869	285,813	256,159	90,112	158,827	204,635	220,054
Circulation of eBooks	46,443	63,145	76,274	98,860	138,611	168,233	227,764	202,325	182,078	239,503

Fiscal Year	14-15	15-16	16-17	17-18	18-19	AVG (14-19)	19-20	20-21	21-22	22-23	23-24
Circulation	914,796	946,259	981,512	988,301	1,129,127	991,999	921,979	657,064	983,423	980,442	1,022,395
Library Cards	5,705	6,442	7,727	9,629	8,739	7,648	5,619	3,205	8,456	7,378	10,139
Visitors	566,244	555,008	603,760	610,834	764,469	620,063	407,533	25,168	255,644	336,040	379,404
Reference	45,842	49,761	52,817	48,427	44,520	48,273	32,936	16,278	42,028	50,210	55,639
Holds Filled	70,475	86,698	97,561	106,582	111,324	94,528	81,463	153,624	108,583	103,784	104,419
Electronic Resources	454,070	600,021	606,056	1,151,504	1,602,019	882,734	1,027,642	111,885	774,165	1,160,791	1,161,372
Computer Usage	119,045	102,370	89,151	87,815	84,978	96,672	55,366	2,132	27,852	34,494	37,357
WiFi Usage	279,235	446,604	475,933	1,018,694	1,468,190	737,731	918,335	60,604	606,574	985,942	937,686
Library Website Visits	347,287	300,190	260,915	282,869	285,813	295,415	256,159	90,112	158,827	204,635	220,054
Circulation of eBooks	46,443	63,145	76,274	98,860	138,611	84,667	168,233	227,764	202,325	182,078	239,503

NOTES: (things that might have impacted stats)

FY 2014-15:

July 7, 2014 - Library opened earlier due to funding provided by Foundation. Main open 6 more hours, Hillsdale and

July 1, 2014 - PLS Libraries no longer charged \$0.75 for hold fee.

June - Sept 1, 2014 - SMPL waived overdue fines for YA and Juv materials.

March 5, 2015 - Link+ service launched

FY 2015-16 & FY 2016-17 - nothing noted

FY 2017-18:

Increase in library cards issued due to new records added as part of the Student Success Initiative project.

February 2018 - New WiFi access points installed. Stats increased significantly due to wider range and better

April 17, 2018 - Communico (Mobile App) went live. Renewal stats from Communico will be included in Circ stats.

FY 2018-19:

July 2018 - Started collecting visitor stats from 3M Command Center gate counts instead of free standing gate

Increase in library cards issued due to new records added as part of the Student Success Initiative project.

December 1, 2018 - Auto renewal for all PLS libraries took effect so circ stats increased.

FY 2019-20:

March 14, 2020 - Library closed starting March 14, 2020 due to COVID-19 pandemic.

Activity from March 13-31, 2020 are from ebooks and streaming (counted in Circulation), database usage (counted in Computer Use), librarians answering questions via email (counted in Reference) and online cards (counted in

Gate count at Main still off. Gate fixed as of 08.21.19

FY 2020-21:

Curbside hold pickup and book return resumed 08/19/20 at HIL and 08/18/20 at MAR.

March 29, 2021 - Started offering lobby service offered at all three locations with limited hours and capacity.

Services offered included hold pick-up and checkout and computer appointments for Internet use.

Hours expanded:

Main: Mon, Wed, Fri, Sat 10am-2pm; Tue, Thu 2pm-6pm

Hillsdale: Wed 10am-2pm; Fri 2pm-6pm

Marina: Tue 10am-2pm; Thu 2pm-6pm

Visitor count based on tally by greeter at entrance.

FY 2021-22:

April 11, 2022 - Expanded hours at all three locations (pilot-6 month trial)

SMP: M-Th 10-8, F-Sa 10-5, Su 1-5

MAR: M 12-7, Tu 11-6, W-Sa 10-5

HIL: M 11-6, Tu 12-7, W-Sa 10-5

FY 2022-23:

July 2022 - Started including outdoor wifi stats (which only HIL/MAR have) in wifi usage count

Increase in library cards issued due to SSI project

FY 2023-24:

February 2024 - Starting this month, the wireless vendor updated their method to collect data which resulted in